

**Result-Compendium of the
British Modern Tetrathlon Championships, 24th and 25th of September 2016
in Solihull, England**

**Results for
Sa Run 4 - Under 17 Girls (Start 13_50)**

All shooting results were captured using the brand new SmartPLT precision laser target by SF Software Solutions. This recently released new and inventive laser precision target captures UIPM 2015 coded laser shots and is homologated by the UIPM for all competition types. The target has a performance like never seen before. Convince yourself!

For further information please refer to the last page of this document,
visit <http://www.SmartPLT.com> or contact info@SmartPLT.com

[--- www.SmartPLT.com ---](http://www.SmartPLT.com)

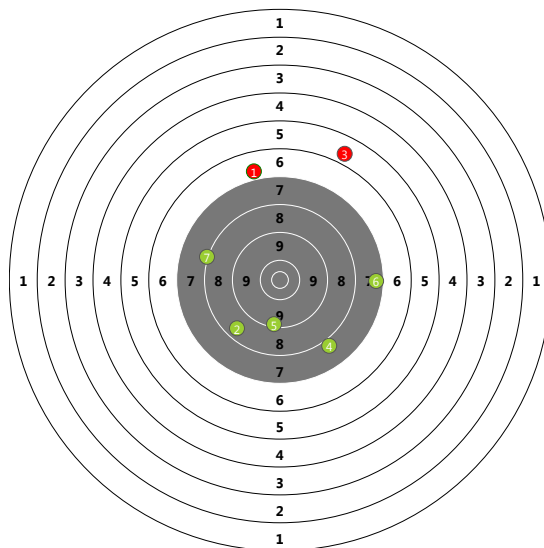
SF Software Solutions is a partner company of IQ-Sport (Klaus Kremer).
We developed, produce and distribute the SmartPLT Precision Laser Target and other shooting equipment for modern pentathlon and other shooting sports.



Results for Georgina Mitchell (on Lane 1)

Shooting Round 1 (Time: 16.65 sec Average: 7.8)

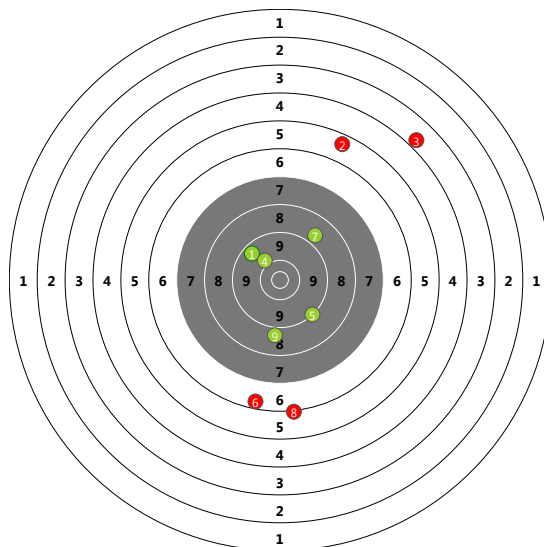
#1	0.00 s	✗	6.9
#2	2.88 s	✓	8.6
#3	5.86 s	✗	5.9
#4	8.65 s	✓	8.0
#5	11.37 s	✓	9.4
#6	14.02 s	✓	7.5
#7	16.65 s	✓	8.2



Running #2 2 min 46,54 sec

Shooting Round 2 (Time: 22.88 sec Average: 7.7)

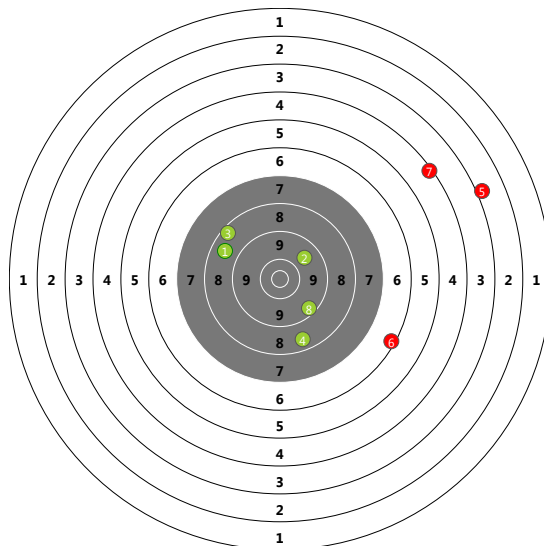
#1	0.00 s	✓	9.6
#2	2.77 s	✗	5.6
#3	5.71 s	✗	3.9
#4	8.51 s	✓	10.1
#5	11.29 s	✓	9.3
#6	14.06 s	✗	6.5
#7	17.58 s	✓	8.9
#8	20.36 s	✗	6.2
#9	22.88 s	✓	9.0



Running #3 3 min 13,65 sec

Shooting Round 3 (Time: 19.36 sec Average: 7.4)

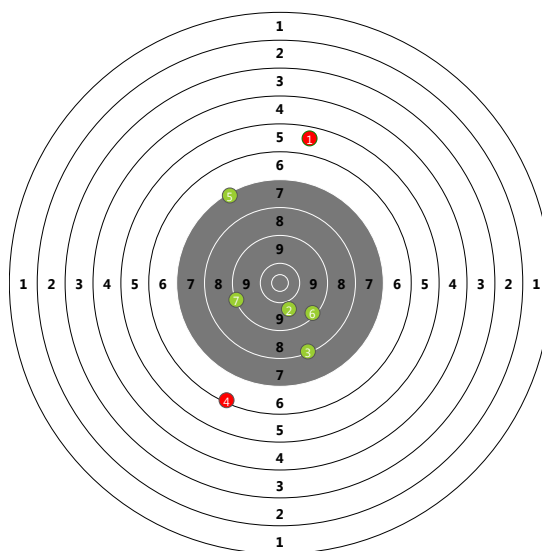
#1	0.00 s	✓	8.7
#2	3.00 s	✓	9.8
#3	5.65 s	✓	8.5
#4	8.36 s	✓	8.6
#5	11.15 s	✗	3.0
#6	13.84 s	✗	6.4
#7	16.53 s	✗	4.3
#8	19.36 s	✓	9.5



Results for Elizabeth Tolley (on Lane 2)

Shooting Round 1 (Time: 13.40 sec Average: 8.0)

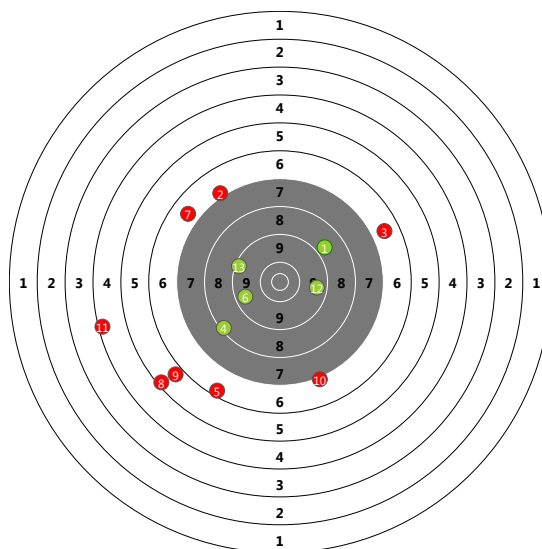
#1	0.00 s	✗	5.7
#2	2.50 s	✓	10.0
#3	4.49 s	✓	8.3
#4	6.69 s	✗	6.3
#5	8.80 s	✓	7.3
#6	11.00 s	✓	9.4
#7	13.40 s	✓	9.3



Running #2 2 min 48,50 sec

Shooting Round 2 (Time: 27.01 sec Average: 7.4)

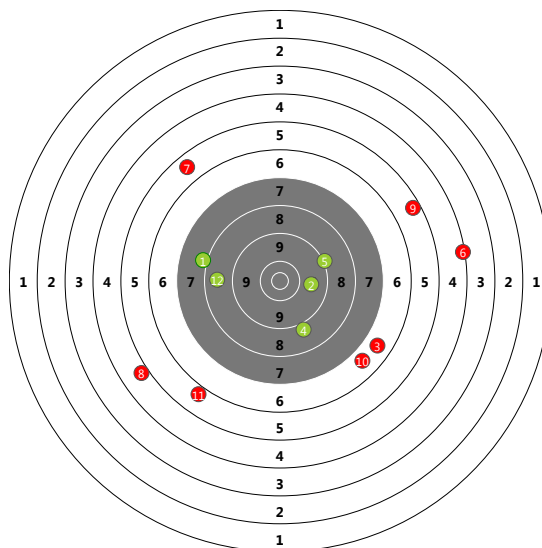
#1	0.00 s	✓	8.9
#2	2.37 s	✗	7.1
#3	4.54 s	✗	6.8
#4	6.81 s	✓	8.3
#5	9.12 s	✗	6.4
#6	11.17 s	✓	9.6
#7	13.28 s	✗	6.8
#8	15.40 s	✗	5.4
#9	17.70 s	✗	5.9
#10	19.82 s	✗	7.2
#11	22.14 s	✗	4.4
#12	24.54 s	✓	9.6
#13	27.01 s	✓	9.4



Running #3 3 min 9,26 sec

Shooting Round 3 (Time: 24.95 sec Average: 7.1)

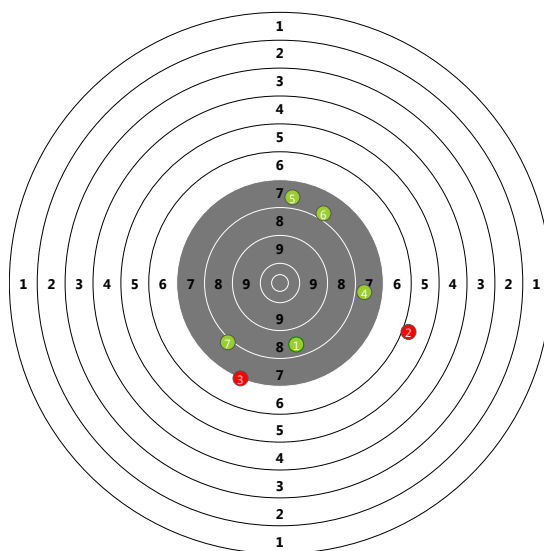
#1	0.00 s	✓	8.1
#2	2.28 s	✓	9.8
#3	4.44 s	✗	6.8
#4	6.55 s	✓	9.0
#5	8.58 s	✓	9.2
#6	10.73 s	✗	4.3
#7	12.80 s	✗	5.7
#8	15.12 s	✗	5.0
#9	17.37 s	✗	5.5
#10	19.86 s	✗	6.8
#11	22.60 s	✗	5.9
#12	24.95 s	✓	8.7



Results for SadieAbel (on Lane 3)

Shooting Round 1 (Time: 21.65 sec Average: 7.7)

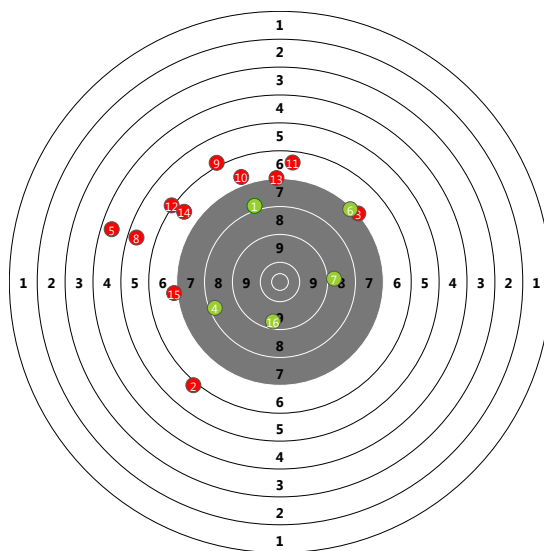
#1	0.00 s	✓	8.7
#2	3.07 s	✗	6.0
#3	5.98 s	✗	7.2
#4	9.17 s	✓	7.9
#5	15.17 s	✓	7.8
#6	18.31 s	✓	8.0
#7	21.65 s	✓	8.1



Running #2 2 min 28,71 sec

Shooting Round 2 (Time: 47.74 sec Average: 7.0)

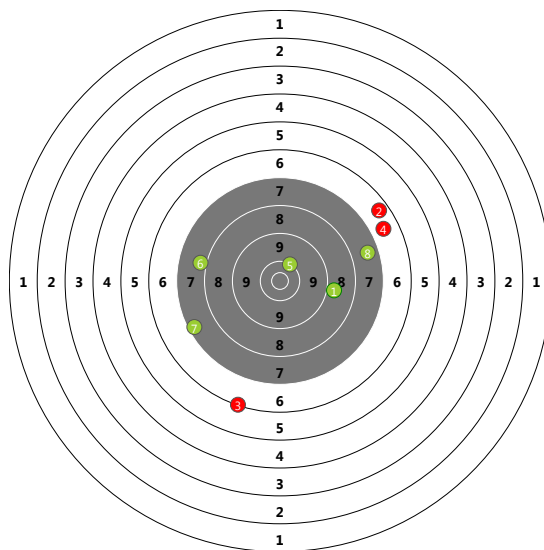
#1	0.00 s	✓	8.1	#16	47.74 s	✓	9.5
#2	4.49 s	✗	6.1				
#3	7.29 s	✗	7.2				
#4	10.71 s	✓	8.4				
#5	13.79 s	✗	4.6				
#6	16.86 s	✓	7.3				
#7	19.84 s	✓	9.0				
#8	23.12 s	✗	5.6				
#9	26.45 s	✗	6.1				
#10	29.39 s	✗	6.9				
#11	32.38 s	✗	6.6				
#12	35.20 s	✗	6.2				
#13	38.10 s	✗	7.2				
#14	41.12 s	✗	6.7				
#15	44.33 s	✗	7.1				



Running #3 3 min 29,64 sec

Shooting Round 3 (Time: 27.69 sec Average: 7.8)

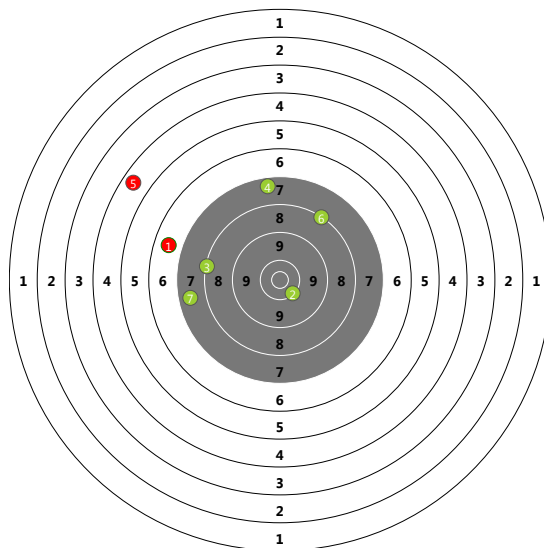
#1	0.00 s	✓	9.0
#2	5.29 s	✗	6.6
#3	8.66 s	✗	6.3
#4	12.29 s	✗	6.8
#5	16.38 s	✓	10.3
#6	20.11 s	✓	8.0
#7	24.29 s	✓	7.5
#8	27.69 s	✓	7.6



Results for Laura Sheffield (on Lane 4)

Shooting Round 1 (Time: 14.19 sec Average: 7.7)

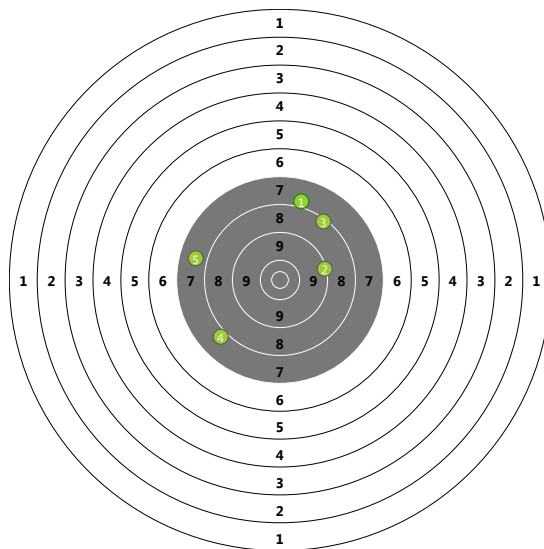
#1	0.00 s	✗	6.8
#2	2.67 s	✓	10.3
#3	5.27 s	✓	8.3
#4	7.44 s	✓	7.6
#5	9.64 s	✗	4.6
#6	11.94 s	✓	8.3
#7	14.19 s	✓	7.7



Running #2 3 min 11,95 sec

Shooting Round 2 (Time: 8.66 sec Average: 8.3)

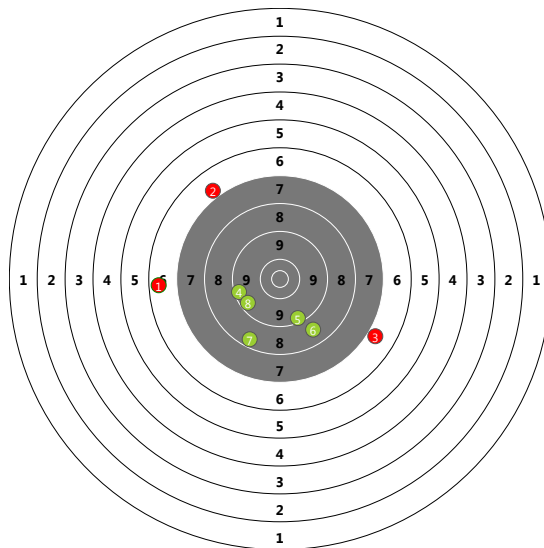
#1	0.00 s	✓	8.0
#2	2.29 s	✓	9.3
#3	4.54 s	✓	8.3
#4	6.68 s	✓	8.0
#5	8.66 s	✓	7.8



Running #3 3 min 9,42 sec

Shooting Round 3 (Time: 16.44 sec Average: 8.3)

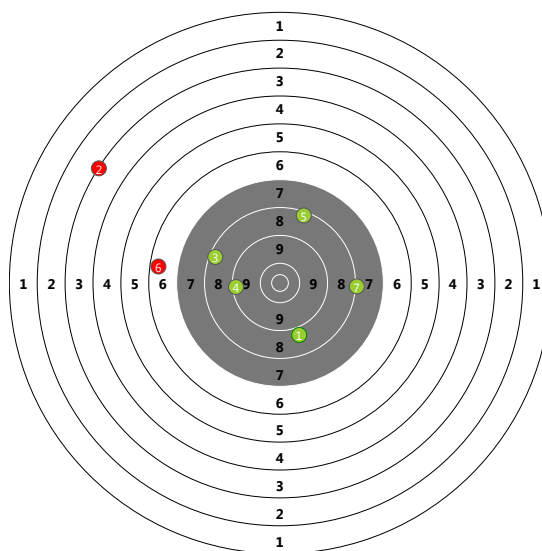
#1	0.00 s	✗	6.6
#2	2.41 s	✗	7.0
#3	4.77 s	✗	7.0
#4	7.23 s	✓	9.4
#5	9.48 s	✓	9.4
#6	11.72 s	✓	8.8
#7	14.06 s	✓	8.5
#8	16.44 s	✓	9.5



Results for Tierney Sharp (on Lane 5)

Shooting Round 1 (Time: 17.68 sec Average: 7.6)

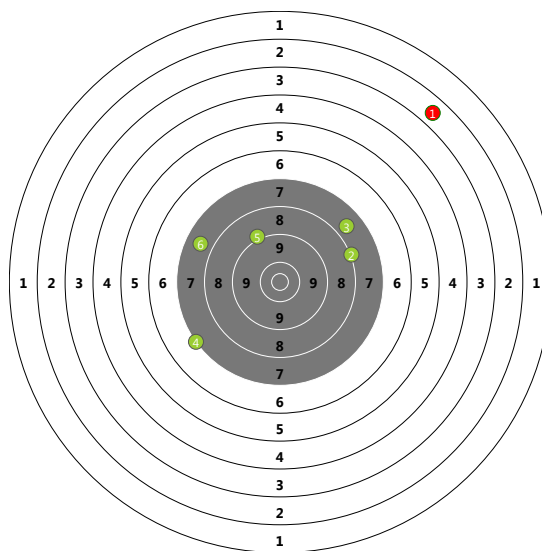
#1	0.00 s	✓	9.0
#2	2.79 s	✗	3.3
#3	6.45 s	✓	8.4
#4	9.62 s	✓	9.4
#5	12.55 s	✓	8.4
#6	15.20 s	✗	6.6
#7	17.68 s	✓	8.2



Running #2 3 min 16,34 sec

Shooting Round 2 (Time: 15.12 sec Average: 7.2)

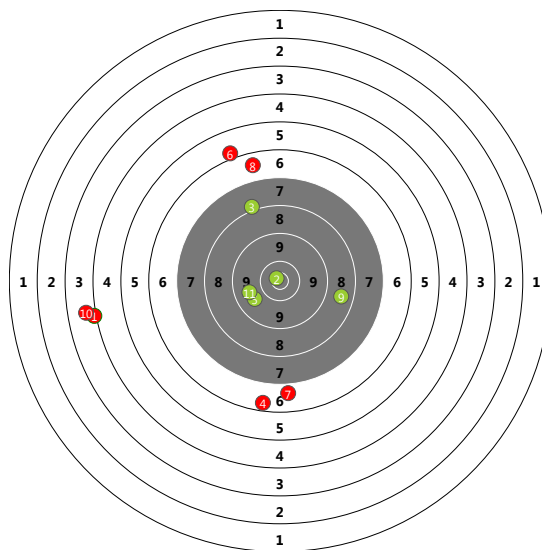
#1	0.00 s	✗	2.8
#2	3.40 s	✓	8.2
#3	6.67 s	✓	7.8
#4	9.58 s	✓	7.3
#5	12.40 s	✓	9.1
#6	15.12 s	✓	7.8



Running #3 3 min 11,88 sec

Shooting Round 3 (Time: 31.89 sec Average: 7.4)

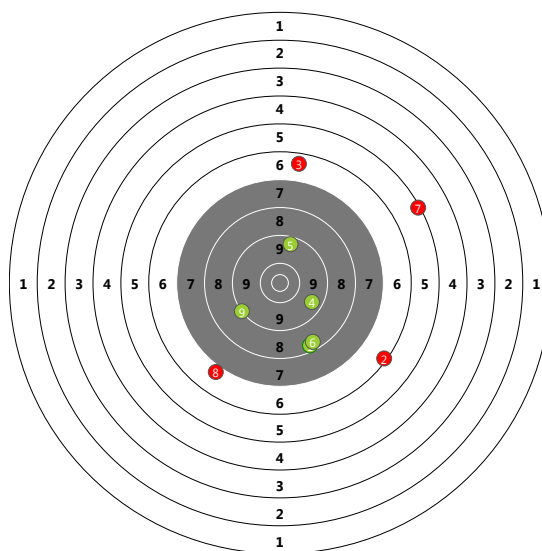
#1	0.00 s	✗	4.2
#2	3.35 s	✓	10.8
#3	6.53 s	✓	8.1
#4	9.29 s	✗	6.5
#5	12.21 s	✓	9.8
#6	15.76 s	✗	6.0
#7	18.67 s	✗	6.9
#8	22.54 s	✗	6.7
#9	25.55 s	✓	8.7
#10	28.72 s	✗	3.9
#11	31.89 s	✓	9.8



Results for Alexandra Bousfield (on Lane 6)

Shooting Round 1 (Time: 20.29 sec Average: 7.8)

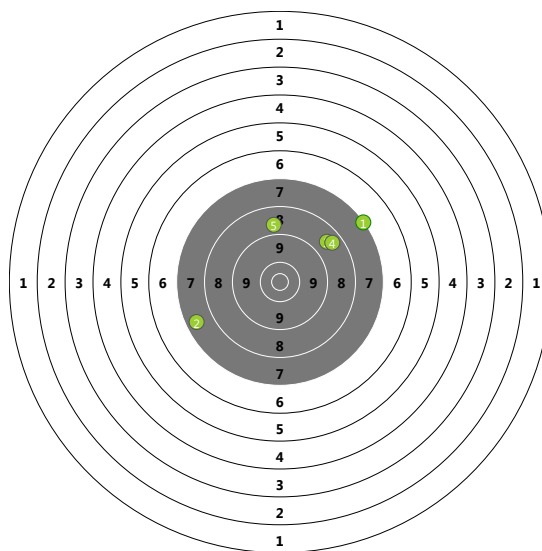
#1	0.00 s	✓	8.5
#2	2.73 s	✗	6.3
#3	5.38 s	✗	6.6
#4	7.78 s	✓	9.6
#5	10.31 s	✓	9.5
#6	12.88 s	✓	8.5
#7	15.51 s	✗	5.3
#8	17.83 s	✗	7.0
#9	20.29 s	✓	9.2



Running #2 3 min 7,29 sec

Shooting Round 2 (Time: 9.82 sec Average: 8.2)

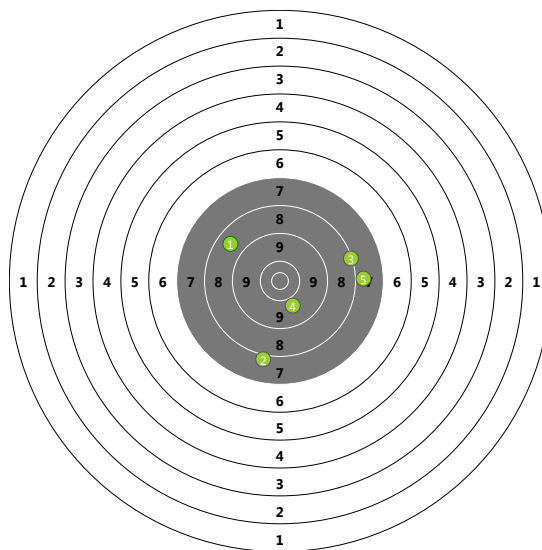
#1	0.00 s	✓	7.3
#2	2.52 s	✓	7.6
#3	5.05 s	✓	8.7
#4	7.43 s	✓	8.6
#5	9.82 s	✓	8.9



Running #3 3 min 10,20 sec

Shooting Round 3 (Time: 9.24 sec Average: 8.6)

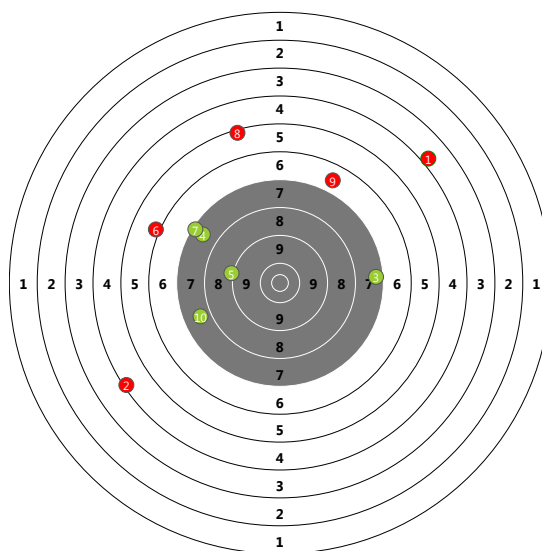
#1	0.00 s	✓	8.7
#2	2.35 s	✓	8.1
#3	4.50 s	✓	8.3
#4	6.91 s	✓	10.0
#5	9.24 s	✓	8.0



Results for Gabriella Eltham (on Lane 7)

Shooting Round 1 (Time: 24.09 sec Average: 6.6)

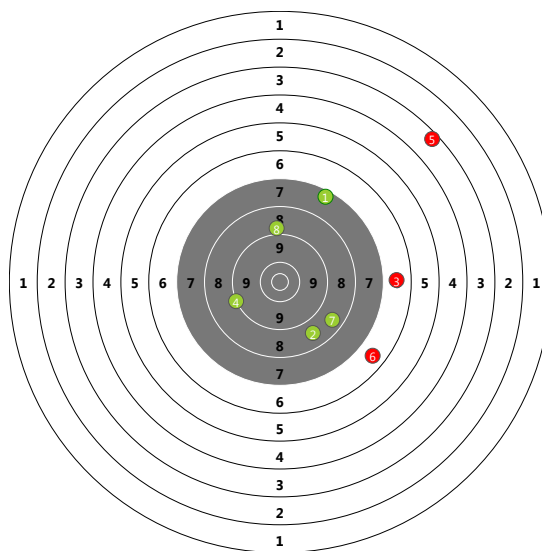
#1	0.00 s	✗	4.0
#2	2.14 s	✗	4.3
#3	4.60 s	✓	7.5
#4	7.89 s	✓	7.7
#5	10.98 s	✓	9.2
#6	13.53 s	✗	6.1
#7	16.04 s	✓	7.4
#8	18.56 s	✗	5.4
#9	21.02 s	✗	6.8
#10	24.09 s	✓	7.9



Running #2 3 min 11,30 sec

Shooting Round 2 (Time: 17.63 sec Average: 7.5)

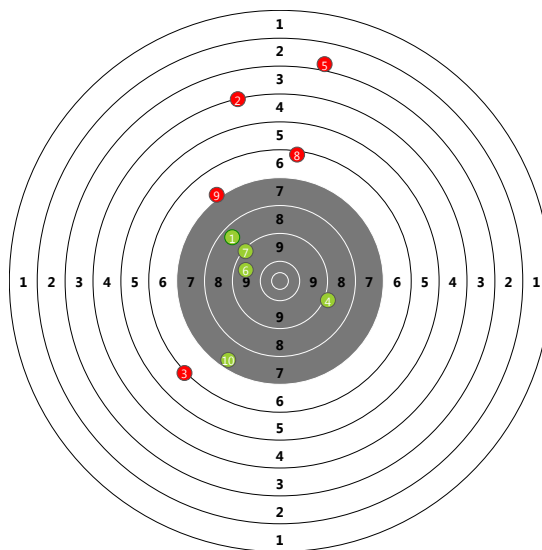
#1	0.00 s	✓	7.5
#2	2.44 s	✓	8.8
#3	5.00 s	✗	6.8
#4	7.50 s	✓	9.2
#5	10.06 s	✗	3.5
#6	12.60 s	✗	6.7
#7	14.79 s	✓	8.6
#8	17.63 s	✓	9.0



Running #3 3 min 5,34 sec

Shooting Round 3 (Time: 23.92 sec Average: 7.1)

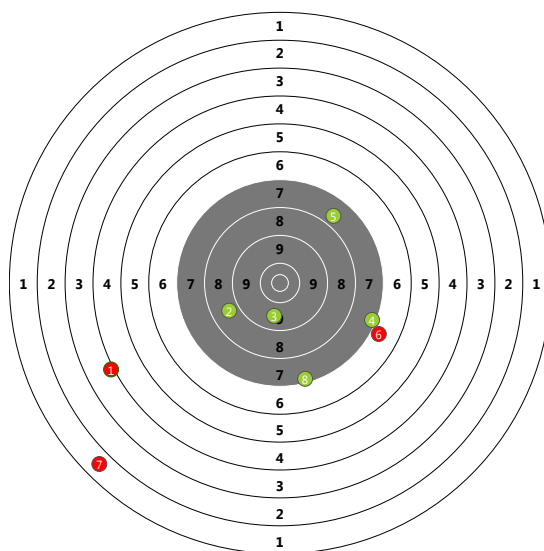
#1	0.00 s	✓	8.6
#2	2.19 s	✗	4.3
#3	4.39 s	✗	6.2
#4	7.22 s	✓	9.1
#5	9.59 s	✗	3.0
#6	11.90 s	✓	9.7
#7	16.85 s	✓	9.3
#8	18.85 s	✗	6.4
#9	21.14 s	✗	7.1
#10	23.92 s	✓	7.6



Results for Emma Whitaker (on Lane 8)

Shooting Round 1 (Time: 19.04 sec Average: 6.8)

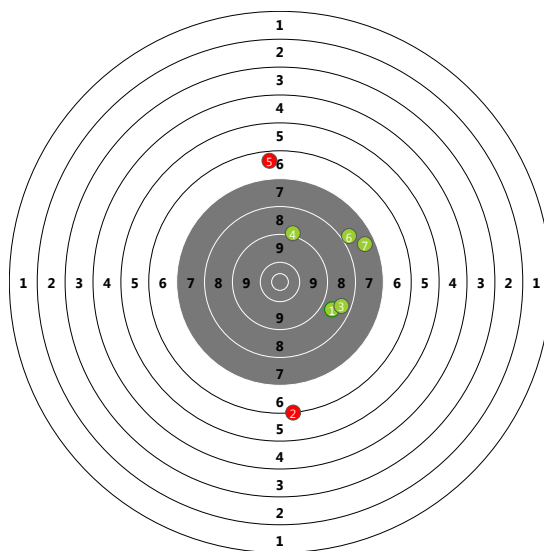
#1	0.00 s	✗	4.1
#2	2.86 s	✓	8.9
#3	5.57 s	✓	9.8
#4	7.87 s	✓	7.4
#5	10.52 s	✓	7.9
#6	12.97 s	✗	7.0
#7	16.15 s	✗	1.8
#8	19.04 s	✓	7.4



Running #2 3 min 2,54 sec

Shooting Round 2 (Time: 15.34 sec Average: 7.8)

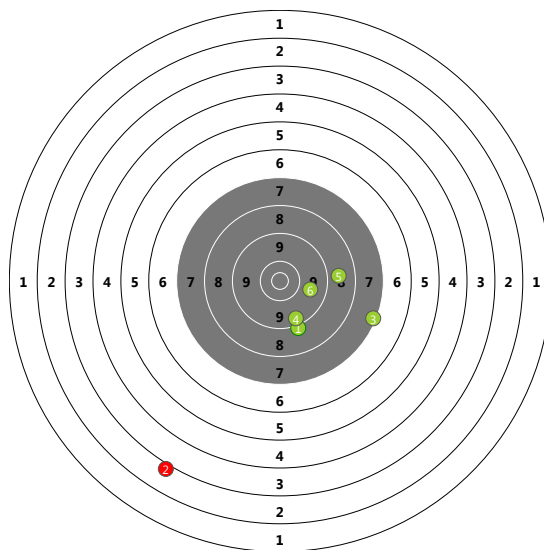
#1	0.00 s	✓	8.8
#2	2.38 s	✗	6.2
#3	5.16 s	✓	8.6
#4	7.88 s	✓	9.1
#5	10.53 s	✗	6.6
#6	13.11 s	✓	8.0
#7	15.34 s	✓	7.6



Running #3 3 min 4,63 sec

Shooting Round 3 (Time: 12.73 sec Average: 7.9)

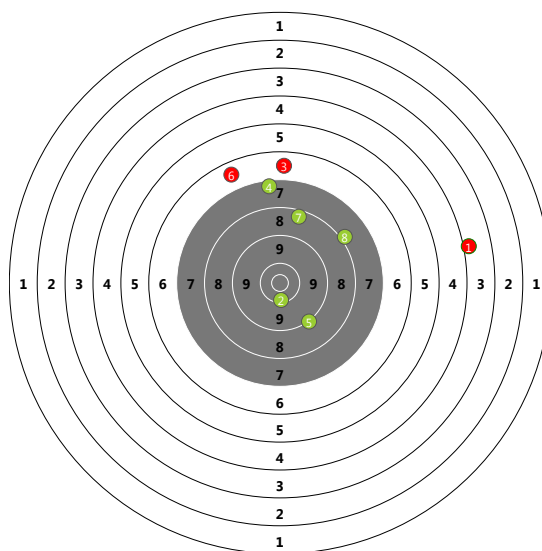
#1	0.00 s	✓	9.1
#2	2.67 s	✗	3.1
#3	5.26 s	✓	7.3
#4	7.81 s	✓	9.5
#5	10.06 s	✓	8.8
#6	12.73 s	✓	9.8



Results for Lauren Singleton (on Lane 9)

Shooting Round 1 (Time: 19.89 sec Average: 7.6)

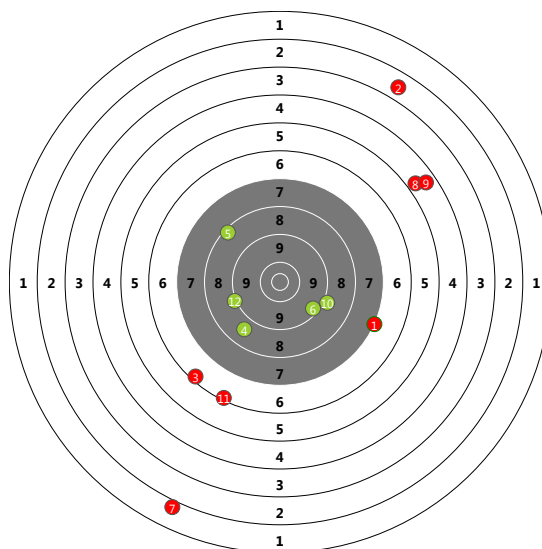
#1	0.00 s	✗	4.1
#2	2.97 s	✓	10.3
#3	5.75 s	✗	6.7
#4	8.71 s	✓	7.5
#5	11.31 s	✓	9.2
#6	14.31 s	✗	6.7
#7	16.99 s	✓	8.5
#8	19.89 s	✓	8.1



Running #2 3 min 2,52 sec

Shooting Round 2 (Time: 30.51 sec Average: 6.6)

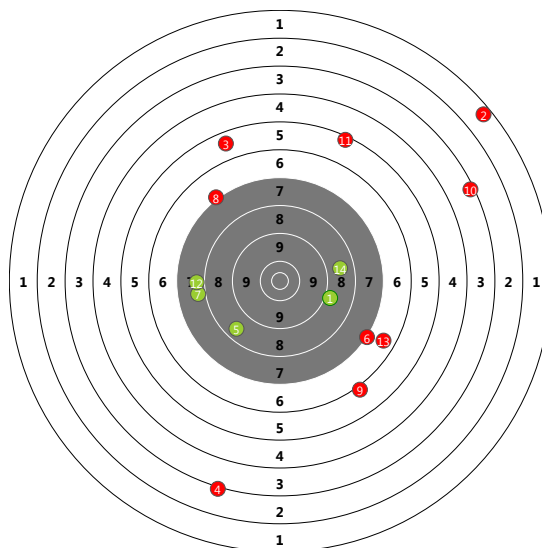
#1	0.00 s	✗	7.2
#2	2.81 s	✗	2.8
#3	5.50 s	✗	6.4
#4	8.55 s	✓	8.8
#5	11.12 s	✓	8.4
#6	13.75 s	✓	9.4
#7	16.40 s	✗	2.0
#8	19.18 s	✗	4.9
#9	21.87 s	✗	4.6
#10	24.64 s	✓	9.1
#11	27.30 s	✗	6.3
#12	30.51 s	✓	9.2



Running #3 3 min 15,98 sec

Shooting Round 3 (Time: 36.83 sec Average: 6.3)

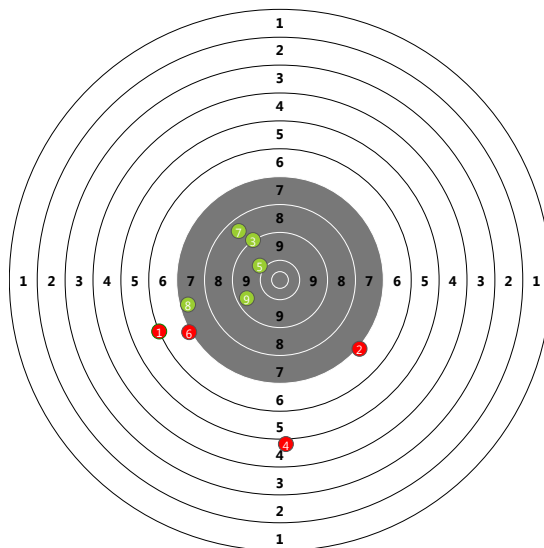
#1	0.00 s	✓	9.1
#2	2.82 s	✗	1.5
#3	5.68 s	✗	5.7
#4	8.47 s	✗	3.2
#5	11.09 s	✓	8.6
#6	14.07 s	✗	7.2
#7	16.91 s	✓	8.0
#8	19.66 s	✗	7.2
#9	22.44 s	✗	6.1
#10	25.31 s	✗	3.4
#11	28.17 s	✗	5.4
#12	31.08 s	✓	8.0
#13	33.87 s	✗	6.7
#14	36.83 s	✓	8.7



Results for Abby Lebus (on Lane 10)

Shooting Round 1 (Time: 23.02 sec Average: 7.9)

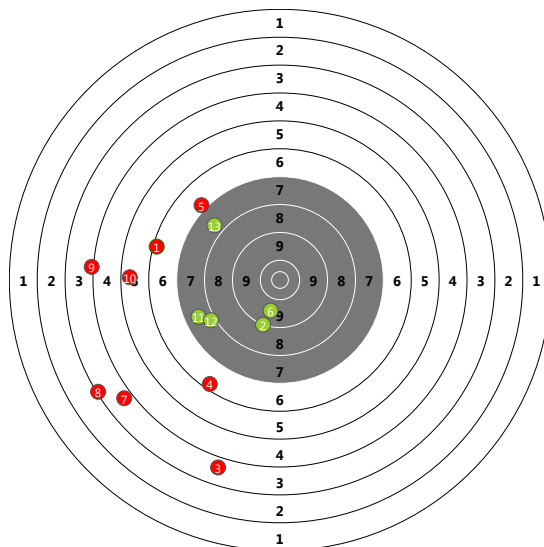
#1	0.00 s	✗	6.2
#2	2.77 s	✗	7.2
#3	5.47 s	✓	9.2
#4	7.81 s	✗	5.1
#5	10.98 s	✓	10.1
#6	13.33 s	✗	7.2
#7	15.75 s	✓	8.7
#8	20.85 s	✓	7.5
#9	23.02 s	✓	9.6



Running #2 3 min 2,26 sec

Shooting Round 2 (Time: 32.42 sec Average: 6.4)

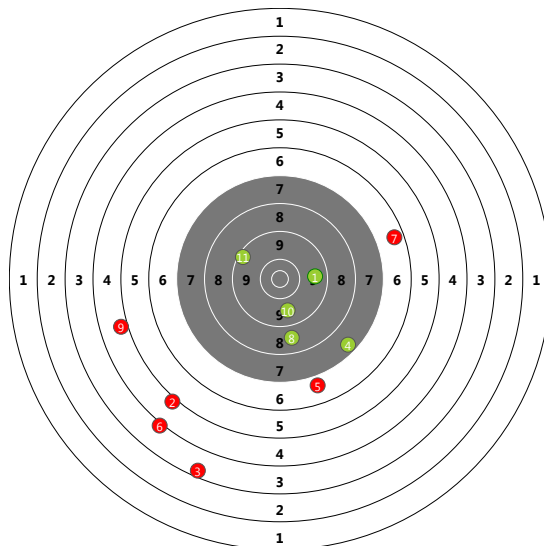
#1	0.00 s	✗	6.4
#2	2.80 s	✓	9.2
#3	5.31 s	✗	3.9
#4	7.91 s	✗	6.5
#5	10.59 s	✗	7.1
#6	13.37 s	✓	9.8
#7	15.95 s	✗	3.9
#8	18.45 s	✗	3.3
#9	21.93 s	✗	4.2
#10	24.49 s	✗	5.6
#11	27.39 s	✓	7.7
#12	29.97 s	✓	8.1
#13	32.42 s	✓	7.9



Running #3 3 min 22,03 sec

Shooting Round 3 (Time: 26.27 sec Average: 7.0)

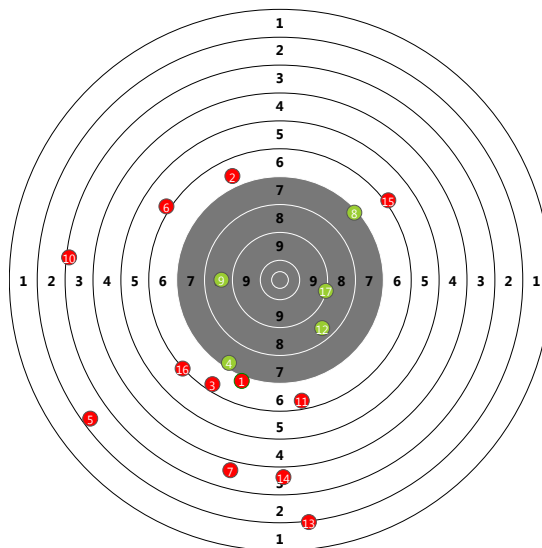
#1	0.00 s	✓	9.7
#2	2.86 s	✗	5.1
#3	5.34 s	✗	3.5
#4	7.85 s	✓	7.6
#5	10.67 s	✗	6.9
#6	13.64 s	✗	4.1
#7	16.34 s	✗	6.6
#8	18.89 s	✓	8.8
#9	21.11 s	✗	5.0
#10	23.68 s	✓	9.8
#11	26.27 s	✓	9.4



Results for Charlotte Cole (on Lane 11)

Shooting Round 1 (Time: 41.88 sec Average: 6.1)

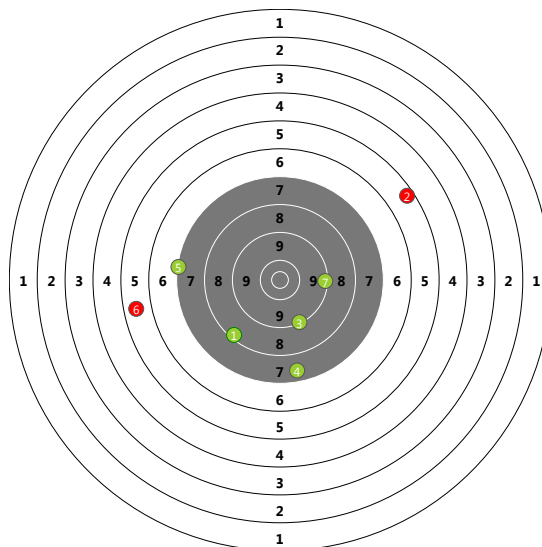
#1	0.00 s	✗	7.1	#16	39.14 s	✗	6.2
#2	2.39 s	✗	6.8	#17	41.88 s	✓	9.3
#3	5.01 s	✗	6.5				
#4	7.45 s	✓	7.5				
#5	9.94 s	✗	2.5				
#6	12.83 s	✗	6.1				
#7	15.38 s	✗	3.9				
#8	17.87 s	✓	7.4				
#9	20.64 s	✓	8.8				
#10	23.66 s	✗	3.3				
#11	26.13 s	✗	6.6				
#12	28.61 s	✓	8.7				
#13	31.47 s	✗	2.2				
#14	34.51 s	✗	3.9				
#15	36.73 s	✗	6.1				



Running #2 3 min 35,07 sec

Shooting Round 2 (Time: 15.14 sec Average: 7.6)

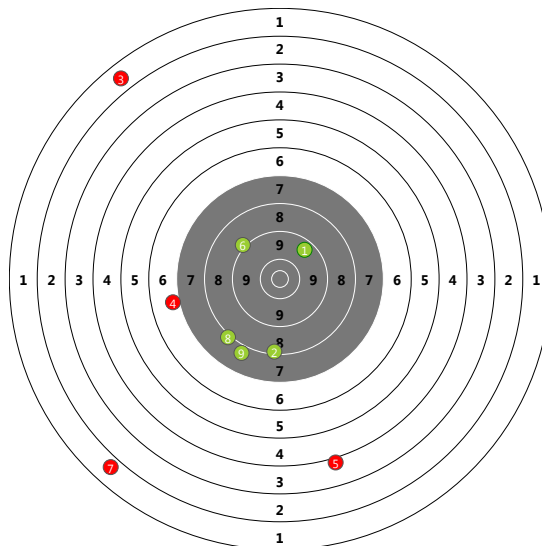
#1	0.00 s	✓	8.4
#2	2.60 s	✗	5.5
#3	5.24 s	✓	9.3
#4	7.72 s	✓	7.6
#5	10.15 s	✓	7.3
#6	12.54 s	✗	5.7
#7	15.14 s	✓	9.3



Running #3 3 min 14,21 sec

Shooting Round 3 (Time: 22.96 sec Average: 6.4)

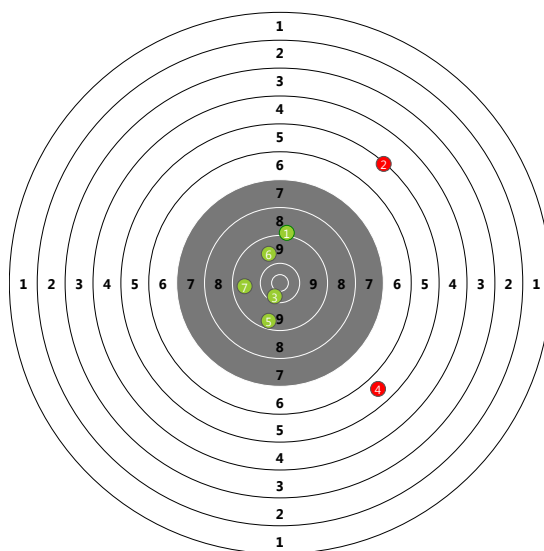
#1	0.00 s	✓	9.6
#2	2.53 s	✓	8.3
#3	5.00 s	✗	1.8
#4	7.45 s	✗	7.0
#5	11.57 s	✗	4.1
#6	14.18 s	✓	9.1
#7	16.78 s	✗	1.9
#8	19.86 s	✓	8.1
#9	22.96 s	✓	8.0



Results for Jessica Sutton (on Lane 12)

Shooting Round 1 (Time: 14.20 sec Average: 8.5)

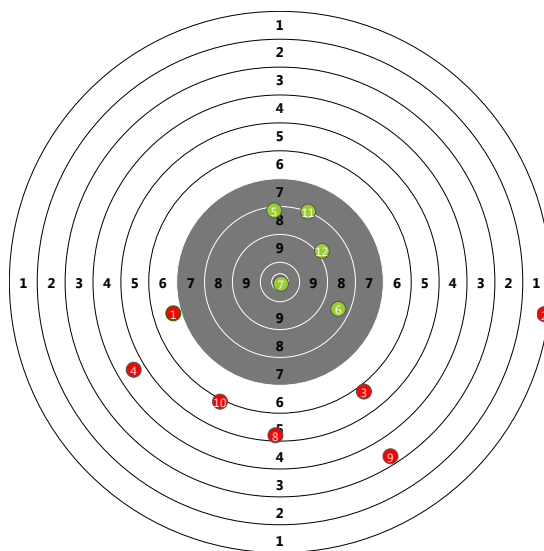
#1	0.00 s	✓	9.1
#2	2.07 s	✗	5.3
#3	4.40 s	✓	10.4
#4	6.47 s	✗	5.8
#5	9.13 s	✓	9.5
#6	11.45 s	✓	9.8
#7	14.20 s	✓	9.7



Running #2 2 min 41,89 sec

Shooting Round 2 (Time: 32.23 sec Average: 6.6)

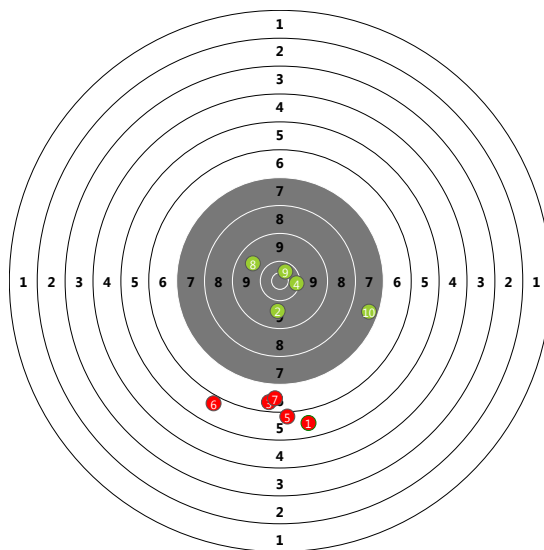
#1	0.00 s	✗	7.0
#2	2.09 s	✗	1.4
#3	7.54 s	✗	6.0
#4	10.04 s	✗	4.8
#5	13.01 s	✓	8.4
#6	16.57 s	✓	8.6
#7	19.08 s	✓	10.8
#8	21.76 s	✗	5.5
#9	24.10 s	✗	3.5
#10	26.70 s	✗	6.1
#11	29.86 s	✓	8.2
#12	32.23 s	✓	9.1



Running #3 3 min 21,32 sec

Shooting Round 3 (Time: 21.91 sec Average: 7.9)

#1	0.00 s	✗	5.8
#2	2.18 s	✓	9.9
#3	4.28 s	✗	6.6
#4	6.92 s	✓	10.3
#5	9.14 s	✗	6.1
#6	11.71 s	✗	6.0
#7	14.67 s	✗	6.7
#8	17.38 s	✓	9.8
#9	19.70 s	✓	10.6
#10	21.91 s	✓	7.6



Used equipment during competition

In the Solihull Tetrathlon Championships the SmartPLT laser target was used. ShotLight Lamps were used in order to instantly display the hits and misses for all athletes.

All results have been collected using ONE single Laptop computer using the SmartPLT LIVE (COMPETITION Edition) software via a standard Ethernet network.

This report was also generated using the SmartPLT LIVE software - with just one click after the competition.

With the SmartPLT Laser Target you have much more possibilities as shown on this event.

Please visit www.SmartPLT.com for further informations.


The SmartPLT Laser Target



The ShotLight Lamp



The SmartPLT LIVE software



The SmartPLT Laser Target is a brand new target system with a performance never seen before. Please feel free to contact us if you have any questions relating to the used equipment.

email: info@SmartPLT.com

www: <http://www.SmartPLT.com>

All the used equipment was developed and produced by SF Software Solutions

