

**Result-Compendium of the  
British Modern Tetrathlon Championships, 24th and 25th of September 2016  
in Solihull, England**

**Results for  
Sa Run 5 - Under 17 Boys (Start 15\_50)**

All shooting results were captured using the brand new SmartPLT precision laser target by SF Software Solutions. This recently released new and inventive laser precision target captures UIPM 2015 coded laser shots and is homologated by the UIPM for all competition types. The target has a performance like never seen before. Convince yourself!

For further information please refer to the last page of this document,  
visit <http://www.SmartPLT.com> or contact [info@SmartPLT.com](mailto:info@SmartPLT.com)

[--- www.SmartPLT.com ---](http://www.SmartPLT.com)

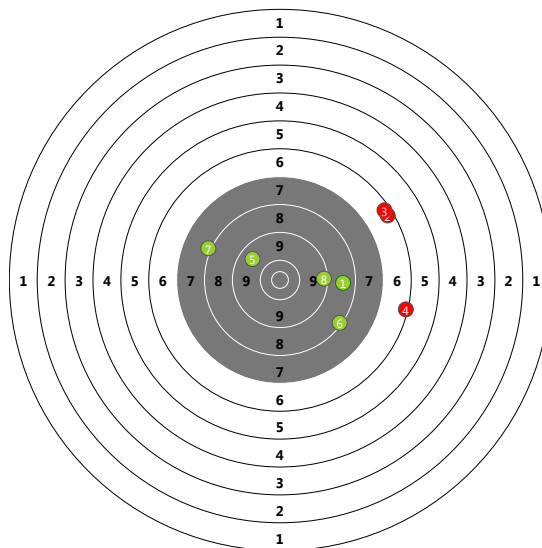
SF Software Solutions is a partner company of IQ-Sport (Klaus Kremer).  
We developed, produce and distribute the SmartPLT Precision Laser Target and other shooting equipment for modern pentathlon and other shooting sports.



# Results for Kieran Harby (on Lane 1)

## Shooting Round 1 (Time: 19.87 sec Average: 7.9 )

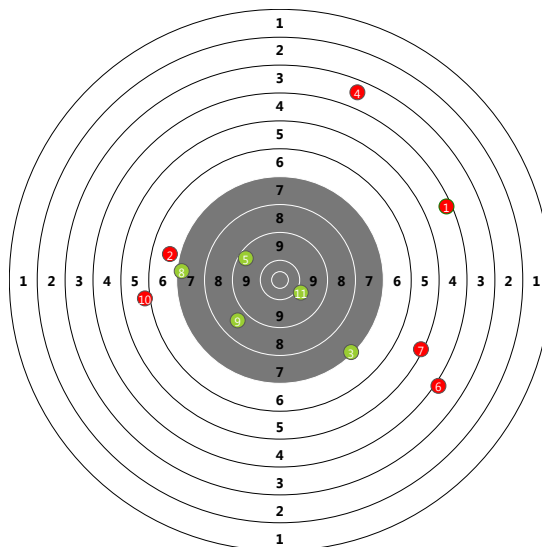
#1	0.00 s	✓	8.7
#2	2.80 s	✗	6.4
#3	5.20 s	✗	6.4
#4	8.32 s	✗	6.3
#5	11.43 s	✓	9.7
#6	14.16 s	✓	8.3
#7	16.74 s	✓	8.1
#8	19.87 s	✓	9.4



## Running #2 2 min 38,17 sec

## Shooting Round 2 (Time: 29.75 sec Average: 6.7 )

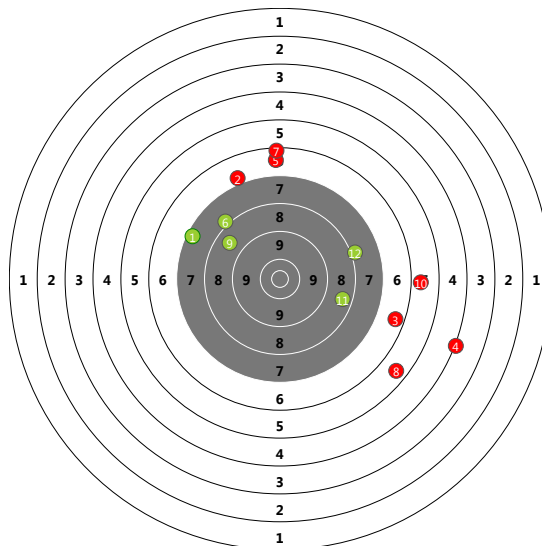
#1	0.00 s	✗	4.4
#2	2.70 s	✗	6.9
#3	5.48 s	✓	7.3
#4	8.26 s	✗	3.7
#5	10.86 s	✓	9.5
#6	13.43 s	✗	4.1
#7	17.53 s	✗	5.3
#8	21.03 s	✓	7.4
#9	23.64 s	✓	8.9
#10	27.17 s	✗	6.1
#11	29.75 s	✓	10.1



## Running #3 2 min 53,41 sec

## Shooting Round 3 (Time: 30.54 sec Average: 6.9 )

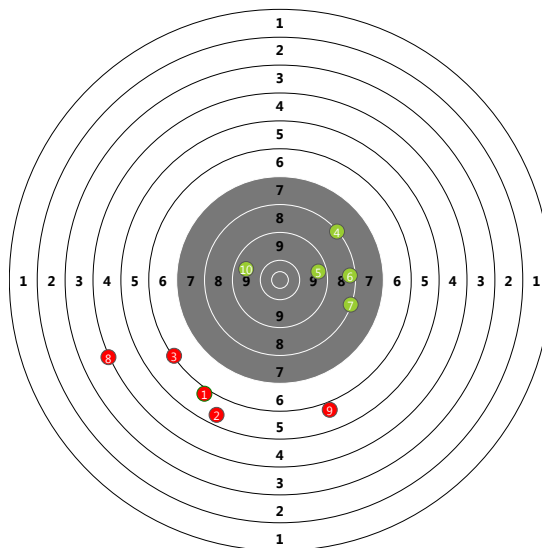
#1	0.00 s	✓	7.5
#2	2.99 s	✗	7.0
#3	5.45 s	✗	6.6
#4	7.93 s	✗	4.2
#5	10.79 s	✗	6.7
#6	13.28 s	✓	8.1
#7	15.88 s	✗	6.3
#8	18.80 s	✗	5.6
#9	21.18 s	✓	8.7
#10	23.51 s	✗	5.9
#11	27.73 s	✓	8.6
#12	30.54 s	✓	8.1



# Results for Richard Carr (on Lane 2)

## Shooting Round 1 (Time: 20.17 sec Average: 7.2 )

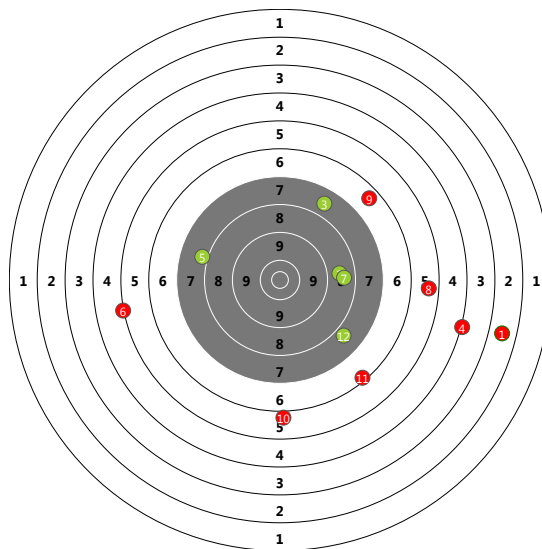
#1	0.00 s	✗	6.1
#2	2.21 s	✗	5.6
#3	4.42 s	✗	6.3
#4	6.70 s	✓	8.3
#5	9.41 s	✓	9.5
#6	11.59 s	✓	8.4
#7	13.51 s	✓	8.3
#8	15.57 s	✗	4.2
#9	17.60 s	✗	6.0
#10	20.17 s	✓	9.7



## Running #2 2 min 42,99 sec

## Shooting Round 2 (Time: 24.31 sec Average: 6.5 )

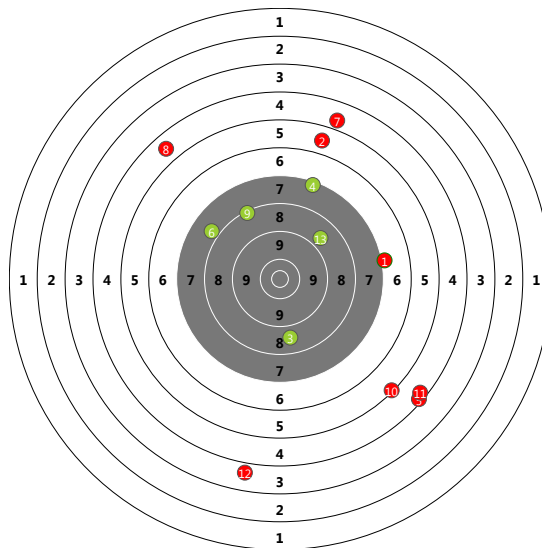
#1	0.00 s	✗	2.8
#2	2.45 s	✓	8.8
#3	4.67 s	✓	7.8
#4	6.46 s	✗	4.2
#5	9.31 s	✓	8.0
#6	11.39 s	✗	5.2
#7	13.45 s	✓	8.7
#8	15.60 s	✗	5.6
#9	17.92 s	✗	6.6
#10	19.95 s	✗	6.0
#11	22.20 s	✗	6.4
#12	24.31 s	✓	7.9



## Running #3 2 min 56,25 sec

## Shooting Round 3 (Time: 25.21 sec Average: 6.3 )

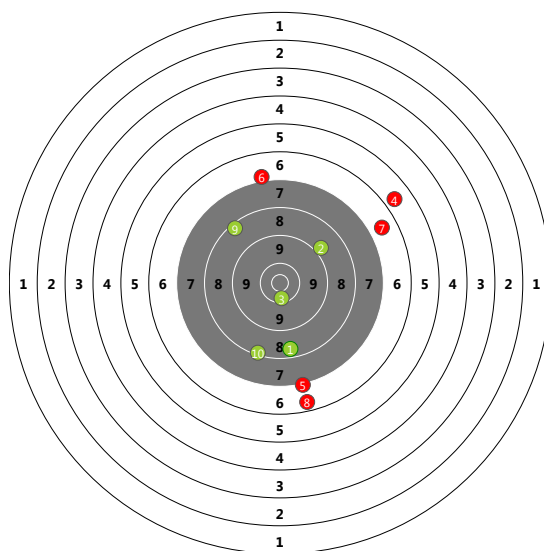
#1	0.00 s	✗	7.1
#2	2.15 s	✗	5.8
#3	4.30 s	✓	8.8
#4	6.30 s	✓	7.4
#5	8.28 s	✗	4.4
#6	10.35 s	✓	8.0
#7	12.29 s	✗	4.9
#8	14.28 s	✗	4.7
#9	16.93 s	✓	8.3
#10	18.89 s	✗	5.3
#11	21.04 s	✗	4.5
#12	23.14 s	✗	3.9
#13	25.21 s	✓	8.9



# Results for Tomas Maksimovic (on Lane 3)

## Shooting Round 1 (Time: 20.99 sec Average: 7.8 )

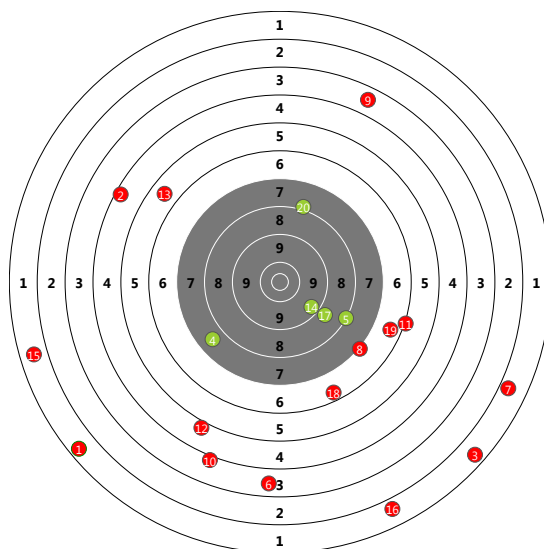
#1	0.00 s	✓	8.6
#2	3.70 s	✓	9.0
#3	5.55 s	✓	10.4
#4	7.31 s	✗	5.9
#5	9.15 s	✗	7.2
#6	11.10 s	✗	7.1
#7	13.10 s	✗	6.8
#8	15.04 s	✗	6.6
#9	19.05 s	✓	8.4
#10	20.99 s	✓	8.3



## Running #2 2 min 27,63 sec

## Shooting Round 2 (Time: 36.60 sec Average: 5.2 )

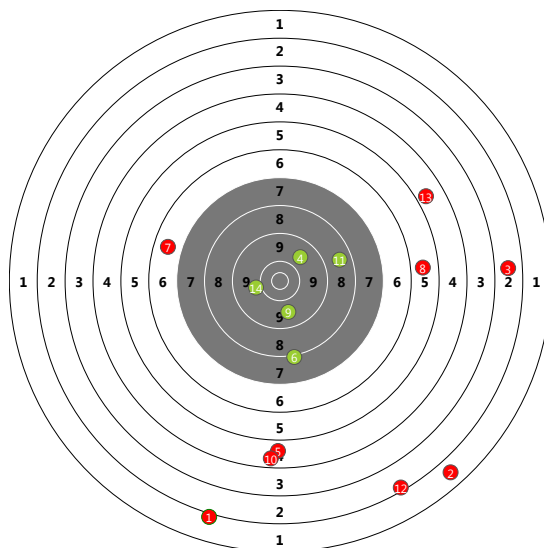
#1	0.00 s	✗	1.6
#2	1.62 s	✗	4.4
#3	3.48 s	✗	1.6
#4	5.39 s	✓	7.8
#5	7.10 s	✓	8.3
#6	8.71 s	✗	3.7
#7	10.42 s	✗	1.9
#8	14.16 s	✗	7.2
#9	15.95 s	✗	3.7
#10	17.90 s	✗	4.1
#11	20.07 s	✗	6.2
#12	21.89 s	✗	5.0
#13	23.71 s	✗	5.7
#14	25.56 s	✓	9.5
#15	27.30 s	✗	1.8
#16	29.18 s	✗	1.9
#17	30.87 s	✓	9.0
#18	32.69 s	✗	6.5
#19	34.48 s	✗	6.6
#20	36.60 s	✓	8.1



## Running #3 2 min 43,87 sec

## Shooting Round 3 (Time: 36.87 sec Average: 5.9 )

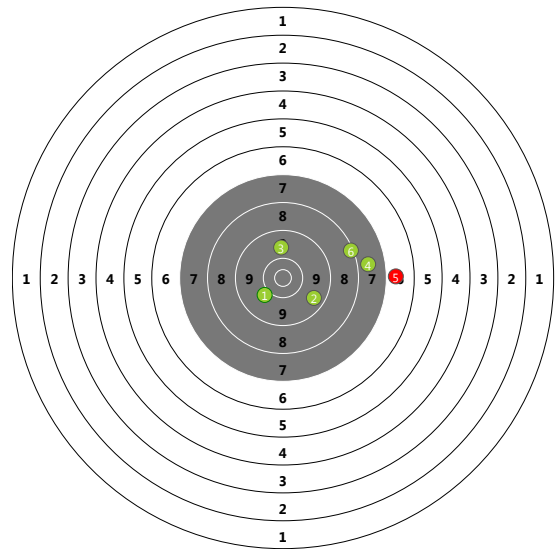
#1	0.00 s	✗	2.1
#2	2.05 s	✗	1.8
#3	4.11 s	✗	2.8
#4	8.61 s	✓	9.8
#5	10.49 s	✗	4.9
#6	12.59 s	✓	8.2
#7	14.67 s	✗	6.7
#8	16.60 s	✗	5.8
#9	19.47 s	✓	9.8
#10	24.39 s	✗	4.6
#11	26.26 s	✓	8.7
#12	28.20 s	✗	2.4
#13	32.12 s	✗	4.9
#14	36.87 s	✓	10.1



# Results for Jack White (on Lane 4)

## Shooting Round 1 (Time: 16.73 sec Average: 8.8 )

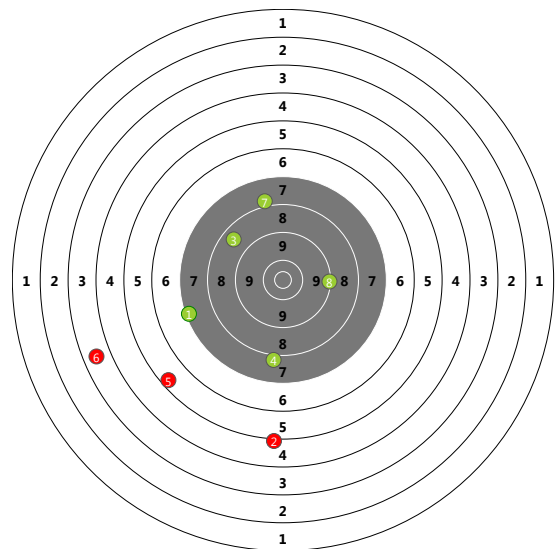
#1	0.00 s	✓	10.1
#2	3.25 s	✓	9.6
#3	6.47 s	✓	9.9
#4	9.80 s	✓	7.9
#5	13.01 s	✗	6.9
#6	16.73 s	✓	8.3



## Running #2 2 min 52,43 sec

## Shooting Round 2 (Time: 22.56 sec Average: 7.0 )

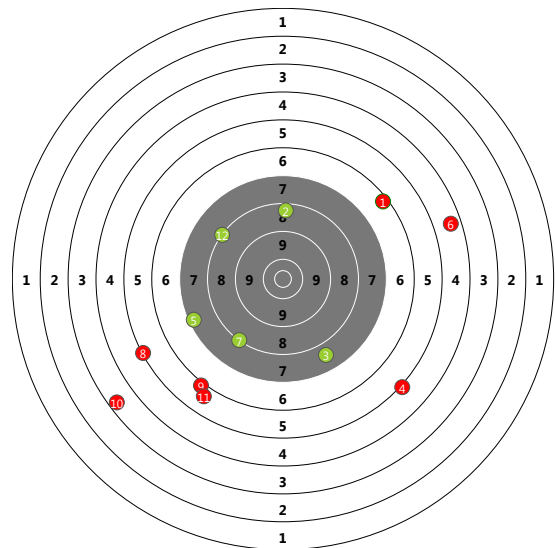
#1	0.00 s	✓	7.4
#2	3.53 s	✗	5.2
#3	6.65 s	✓	8.7
#4	9.93 s	✓	8.1
#5	13.21 s	✗	5.5
#6	16.27 s	✗	3.7
#7	19.33 s	✓	8.1
#8	22.56 s	✓	9.3



## Running #3 2 min 57,33 sec

## Shooting Round 3 (Time: 39.29 sec Average: 6.4 )

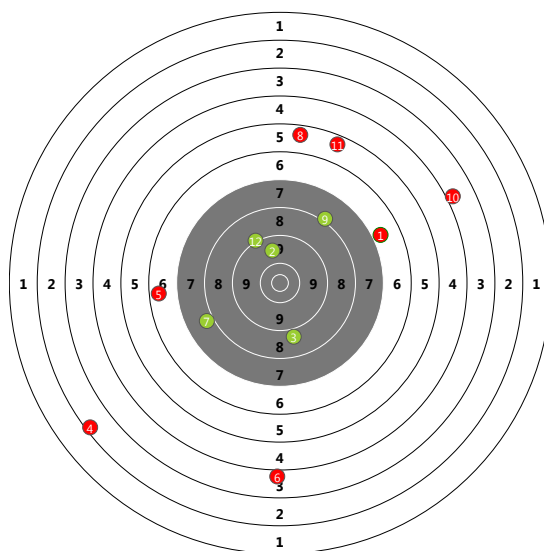
#1	0.00 s	✗	6.4
#2	3.43 s	✓	8.5
#3	6.79 s	✓	7.8
#4	10.08 s	✗	5.2
#5	13.41 s	✓	7.4
#6	16.54 s	✗	4.6
#7	20.12 s	✓	8.3
#8	23.28 s	✗	5.3
#9	26.60 s	✗	6.1
#10	29.99 s	✗	3.5
#11	33.90 s	✗	5.9
#12	39.29 s	✓	8.3



# Results for Shea Hannam (on Lane 5)

## Shooting Round 1 (Time: 27.40 sec Average: 6.6 )

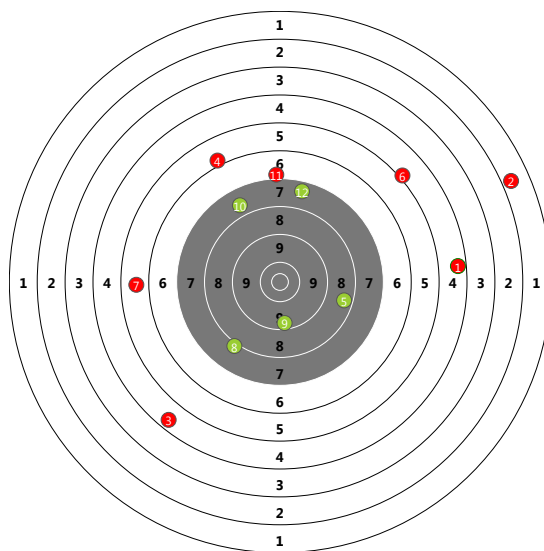
#1	0.00 s	✗	7.0
#2	2.58 s	✓	9.8
#3	5.30 s	✓	9.0
#4	7.75 s	✗	2.4
#5	10.04 s	✗	6.6
#6	12.61 s	✗	4.0
#7	15.06 s	✓	8.0
#8	17.58 s	✗	5.6
#9	20.09 s	✓	8.1
#10	22.65 s	✗	4.0
#11	25.09 s	✗	5.6
#12	27.40 s	✓	9.2



## Running #2 2 min 38,59 sec

## Shooting Round 2 (Time: 27.83 sec Average: 6.4 )

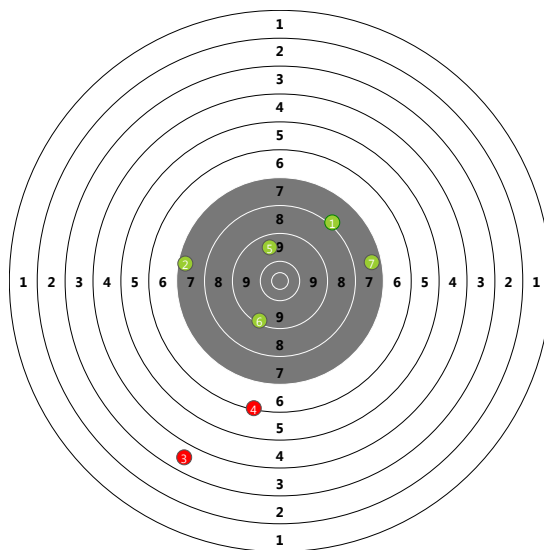
#1	0.00 s	✗	4.5
#2	2.27 s	✗	1.9
#3	4.73 s	✗	4.6
#4	7.03 s	✗	6.1
#5	9.60 s	✓	8.6
#6	12.39 s	✗	5.1
#7	15.23 s	✗	5.8
#8	17.50 s	✓	8.1
#9	19.99 s	✓	9.5
#10	22.41 s	✓	7.8
#11	24.87 s	✗	7.1
#12	27.83 s	✓	7.6



## Running #3 2 min 57,22 sec

## Shooting Round 3 (Time: 14.49 sec Average: 7.5 )

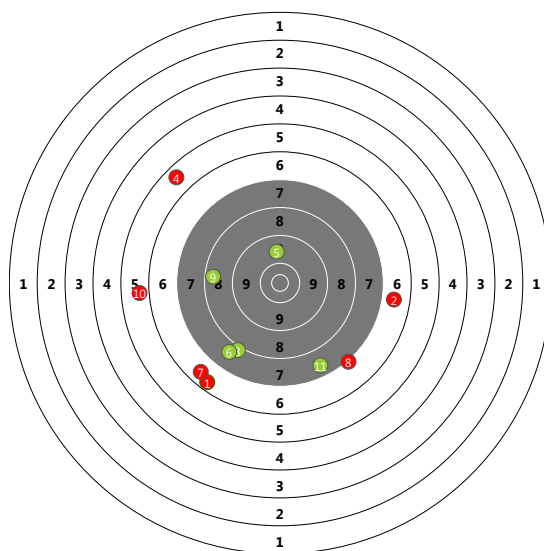
#1	0.00 s	✓	8.1
#2	2.51 s	✓	7.5
#3	4.82 s	✗	3.8
#4	7.06 s	✗	6.3
#5	9.55 s	✓	9.7
#6	11.99 s	✓	9.3
#7	14.49 s	✓	7.6



# Results for Toby Price (on Lane 6)

## Shooting Round 1 (Time: 26.08 sec Average: 7.3 )

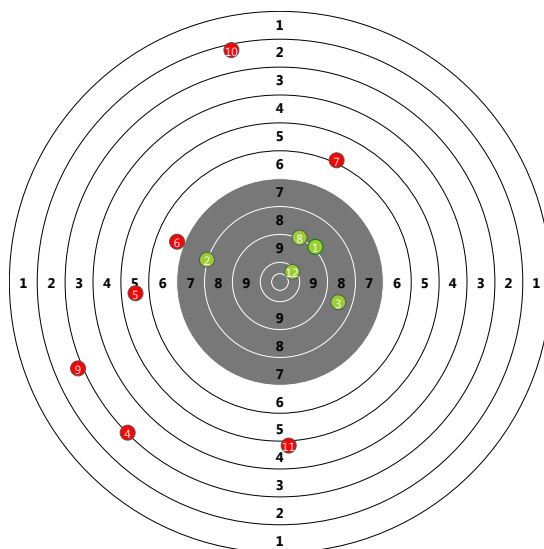
#1	0.00 s	✗	6.5
#2	2.28 s	✗	6.8
#3	4.52 s	✓	8.1
#4	6.73 s	✗	5.6
#5	11.39 s	✓	9.8
#6	13.68 s	✓	7.9
#7	15.94 s	✗	6.7
#8	19.09 s	✗	7.2
#9	21.17 s	✓	8.5
#10	23.76 s	✗	5.9
#11	26.08 s	✓	7.7



## Running #2 2 min 37,76 sec

## Shooting Round 2 (Time: 26.86 sec Average: 6.6 )

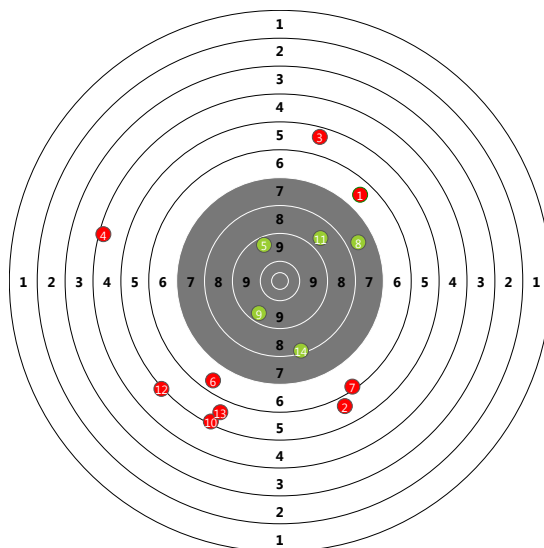
#1	0.00 s	✓	9.2
#2	4.37 s	✓	8.2
#3	6.74 s	✓	8.7
#4	8.94 s	✗	3.3
#5	11.21 s	✗	5.8
#6	13.26 s	✗	7.0
#7	15.56 s	✗	6.1
#8	17.57 s	✓	9.2
#9	19.84 s	✗	3.1
#10	22.22 s	✗	2.5
#11	24.54 s	✗	5.1
#12	26.86 s	✓	10.4



## Running #3 2 min 41,45 sec

## Shooting Round 3 (Time: 28.96 sec Average: 6.9 )

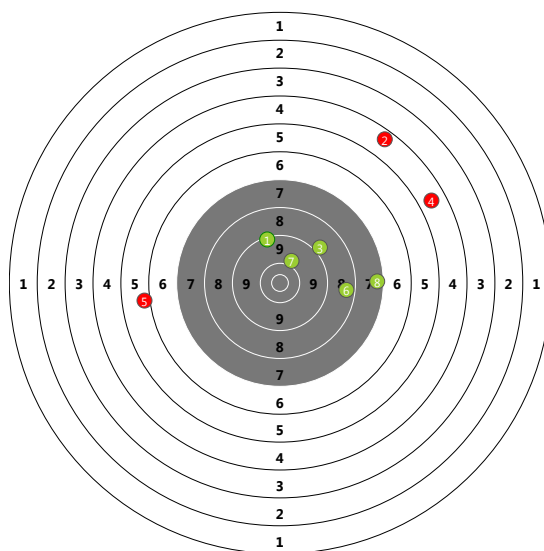
#1	0.00 s	✗	6.7
#2	2.34 s	✗	5.9
#3	4.57 s	✗	5.6
#4	6.59 s	✗	4.4
#5	8.88 s	✓	9.5
#6	11.14 s	✗	6.7
#7	13.13 s	✗	6.4
#8	15.20 s	✓	7.8
#9	17.63 s	✓	9.6
#10	20.07 s	✗	5.3
#11	22.26 s	✓	8.8
#12	24.62 s	✗	5.2
#13	26.67 s	✗	5.8
#14	28.96 s	✓	8.3



# Results for James Wilton (on Lane 7)

## Shooting Round 1 (Time: 18.19 sec Average: 7.5 )

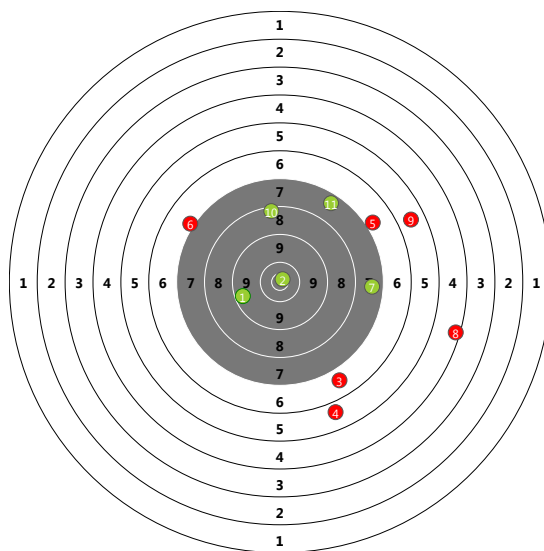
#1	0.00 s	✓	9.3
#2	2.76 s	✗	4.6
#3	5.22 s	✓	9.0
#4	7.80 s	✗	4.8
#5	10.33 s	✗	6.0
#6	13.12 s	✓	8.6
#7	15.67 s	✓	10.1
#8	18.19 s	✓	7.5



## Running #2 2 min 29,33 sec

## Shooting Round 2 (Time: 28.35 sec Average: 7.3 )

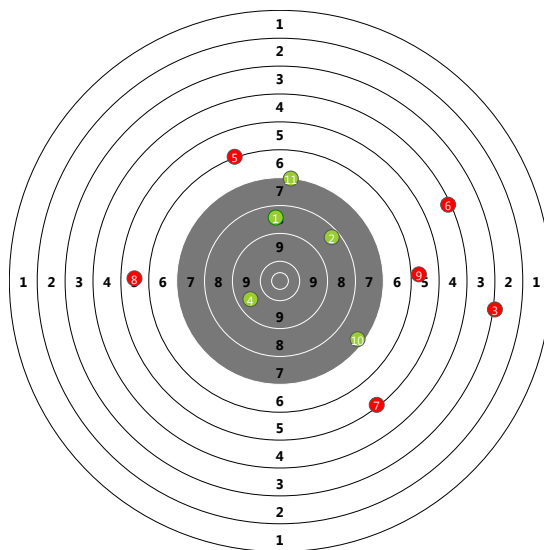
#1	0.00 s	✓	9.5
#2	2.51 s	✓	10.8
#3	4.89 s	✗	6.8
#4	7.54 s	✗	5.9
#5	10.22 s	✗	7.0
#6	12.98 s	✗	7.1
#7	15.90 s	✓	7.6
#8	20.24 s	✗	4.4
#9	22.76 s	✗	5.7
#10	25.60 s	✓	8.4
#11	28.35 s	✓	7.6



## Running #3 2 min 40,71 sec

## Shooting Round 3 (Time: 28.33 sec Average: 6.6 )

#1	0.00 s	✓	8.7
#2	2.69 s	✓	8.5
#3	5.25 s	✗	3.2
#4	8.06 s	✓	9.7
#5	10.82 s	✗	6.2
#6	13.32 s	✗	4.3
#7	15.72 s	✗	5.3
#8	18.42 s	✗	5.7
#9	21.18 s	✗	6.0
#10	25.66 s	✓	7.5
#11	28.33 s	✓	7.3

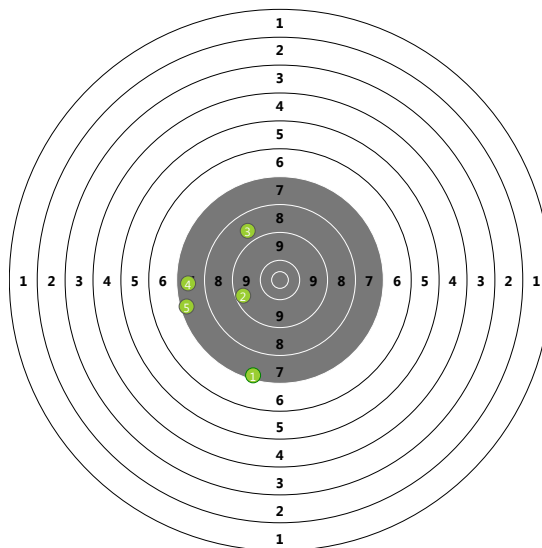




# Results for George Case (on Lane 8)

## Shooting Round 1 (Time: 7.57 sec Average: 8.2 )

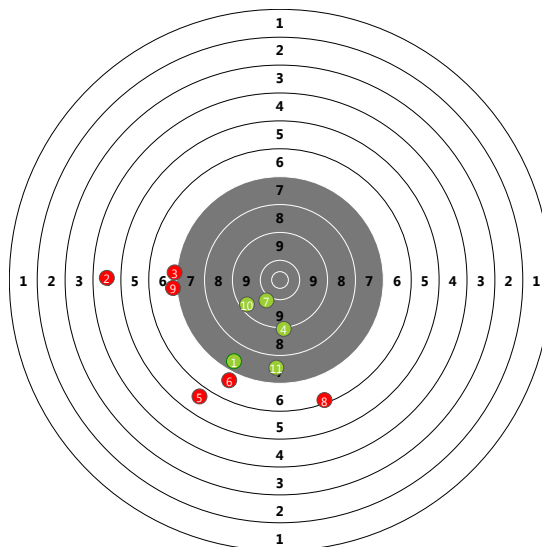
#1	0.00 s	✔	7.4
#2	2.07 s	✔	9.5
#3	3.83 s	✔	8.8
#4	5.77 s	✔	7.7
#5	7.57 s	✔	7.5



## Running #2 2 min 30,51 sec

## Shooting Round 2 (Time: 19.54 sec Average: 7.5 )

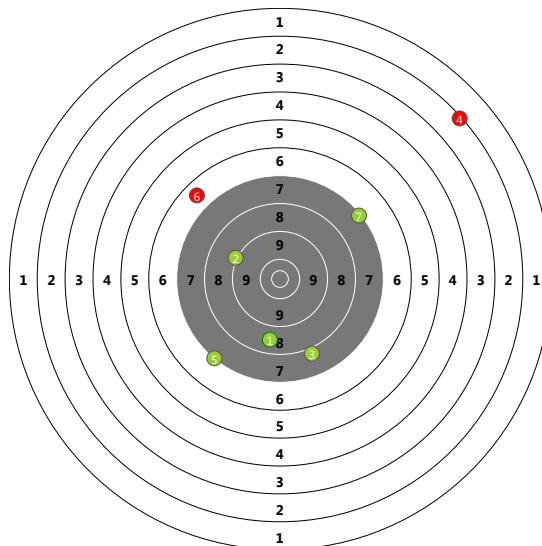
#1	0.00 s	✔	7.6
#2	1.89 s	✘	4.7
#3	3.71 s	✘	7.2
#4	5.52 s	✔	9.2
#5	7.72 s	✘	5.9
#6	9.56 s	✘	6.9
#7	11.49 s	✔	10.1
#8	13.25 s	✘	6.4
#9	15.53 s	✘	7.1
#10	17.34 s	✔	9.5
#11	19.54 s	✔	7.8



## Running #3 2 min 57,11 sec

## Shooting Round 3 (Time: 11.61 sec Average: 7.1 )

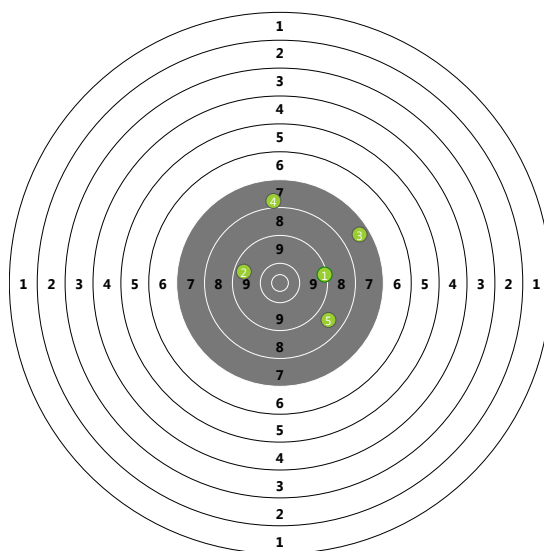
#1	0.00 s	✔	8.7
#2	1.80 s	✔	9.2
#3	3.61 s	✔	8.0
#4	5.29 s	✘	2.3
#5	7.25 s	✔	7.3
#6	9.24 s	✘	6.7
#7	11.61 s	✔	7.3



# Results for Joshua Hood (on Lane 9)

## Shooting Round 1 (Time: 11.46 sec Average: 8.7 )

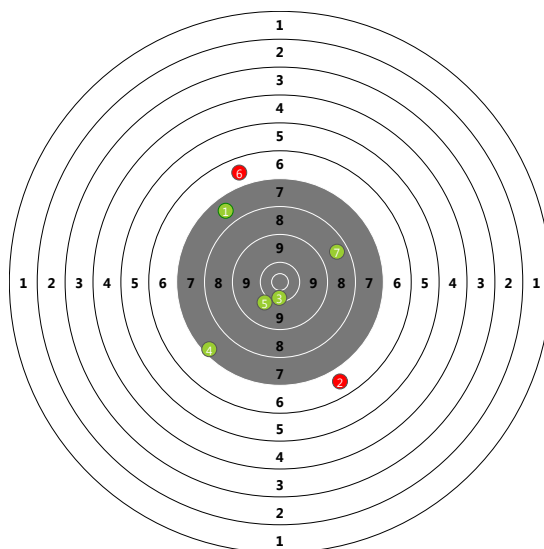
#1	0.00 s	✓	9.3
#2	3.06 s	✓	9.6
#3	5.71 s	✓	7.6
#4	8.81 s	✓	8.0
#5	11.46 s	✓	8.8



## Running #2 2 min 35,70 sec

## Shooting Round 2 (Time: 17.05 sec Average: 8.3 )

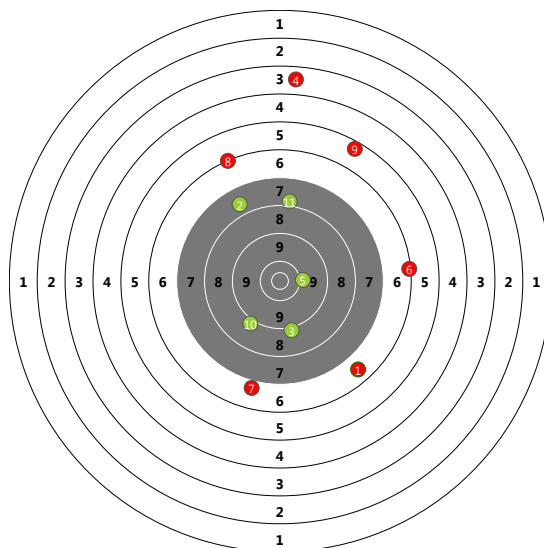
#1	0.00 s	✓	7.7
#2	3.38 s	✗	6.8
#3	6.07 s	✓	10.4
#4	8.85 s	✓	7.5
#5	11.43 s	✓	10.0
#6	14.00 s	✗	6.8
#7	17.05 s	✓	8.6



## Running #3 2 min 30,98 sec

## Shooting Round 3 (Time: 28.30 sec Average: 7.2 )

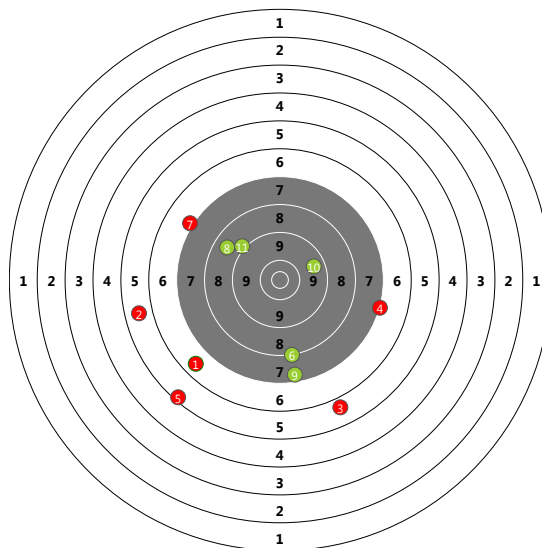
#1	0.00 s	✗	6.7
#2	3.07 s	✓	7.8
#3	5.60 s	✓	9.1
#4	8.29 s	✗	3.7
#5	10.97 s	✓	10.1
#6	13.59 s	✗	6.3
#7	16.23 s	✗	7.0
#8	18.79 s	✗	6.3
#9	22.28 s	✗	5.5
#10	24.91 s	✓	9.1
#11	28.30 s	✓	8.1



# Results for Guy Anderson (on Lane 10)

## Shooting Round 1 (Time: 36.96 sec Average: 7.4 )

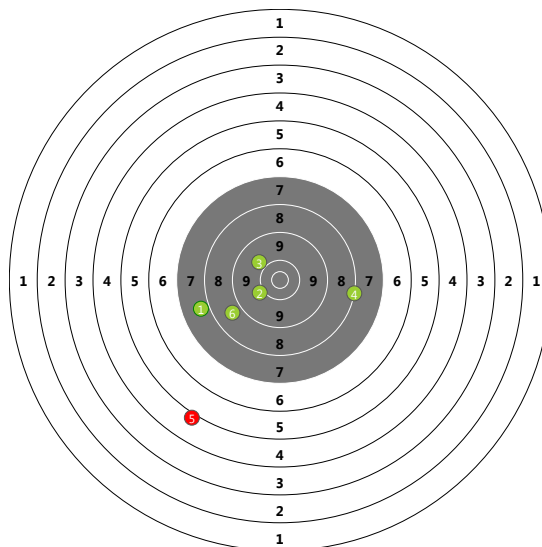
#1	0.00 s	✗	6.7
#2	3.22 s	✗	5.8
#3	6.71 s	✗	5.9
#4	10.16 s	✗	7.2
#5	14.22 s	✗	5.4
#6	18.06 s	✓	8.2
#7	21.64 s	✗	7.1
#8	26.17 s	✓	8.7
#9	30.47 s	✓	7.5
#10	33.63 s	✓	9.6
#11	36.96 s	✓	9.1



## Running #2 3 min 11,94 sec

## Shooting Round 2 (Time: 17.71 sec Average: 8.4 )

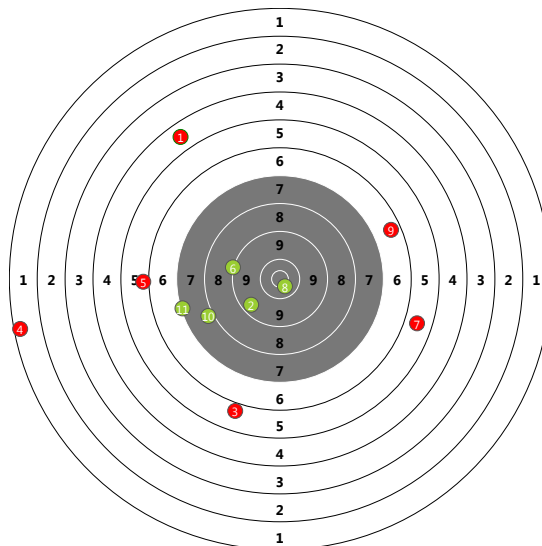
#1	0.00 s	✓	7.9
#2	3.54 s	✓	10.1
#3	7.02 s	✓	10.0
#4	10.72 s	✓	8.2
#5	14.14 s	✗	5.1
#6	17.71 s	✓	8.9



## Running #3 31175 min 39,52 sec

## Shooting Round 3 (Time: -1.870.347.67 sec Average: 6 )

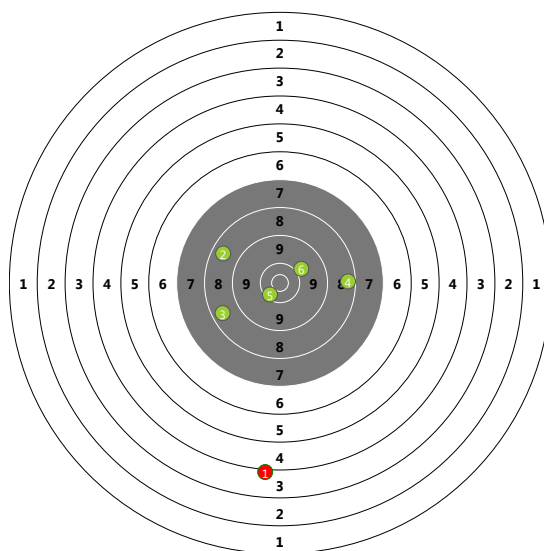
#1	0.00 s	✗	4.7
#2	3.76 s	✓	9.6
#3	7.92 s	✗	6.0
#4	-1,870,37	✗	1.5
#5	-1,870,36	✗	6.0
#6	-1,870,36	✓	9.2
#7	-1,870,36	✗	5.8
#8	-1,870,35	✓	10.6
#9	-1,870,35	✗	6.6
#10	-1,870,35	✓	8.1
#11	-1,870,34	✓	7.3



# Results for Samuel Templeton (on Lane 11)

## Shooting Round 1 (Time: 18.24 sec Average: 8.4 )

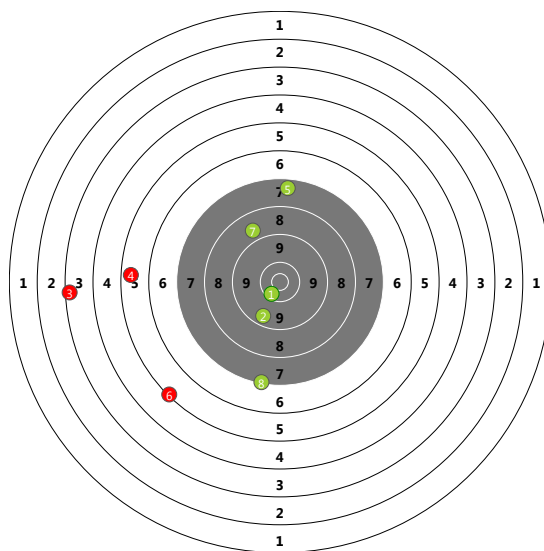
#1	0.00 s	✗	4.1
#2	3.10 s	✓	8.7
#3	6.16 s	✓	8.6
#4	9.28 s	✓	8.5
#5	12.46 s	✓	10.4
#6	18.24 s	✓	10.0



## Running #2 2 min 48,51 sec

## Shooting Round 2 (Time: 21.80 sec Average: 7.3 )

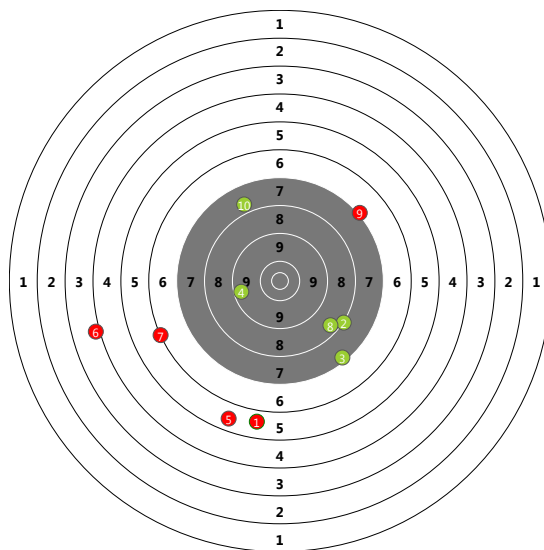
#1	0.00 s	✓	10.4
#2	2.98 s	✓	9.6
#3	5.68 s	✗	3.4
#4	9.33 s	✗	5.6
#5	12.20 s	✓	7.6
#6	15.23 s	✗	5.3
#7	18.75 s	✓	8.9
#8	21.80 s	✓	7.3



## Running #3 31175 min 43,18 sec

## Shooting Round 3 (Time: -1.870.349.27 sec Average: 7 )

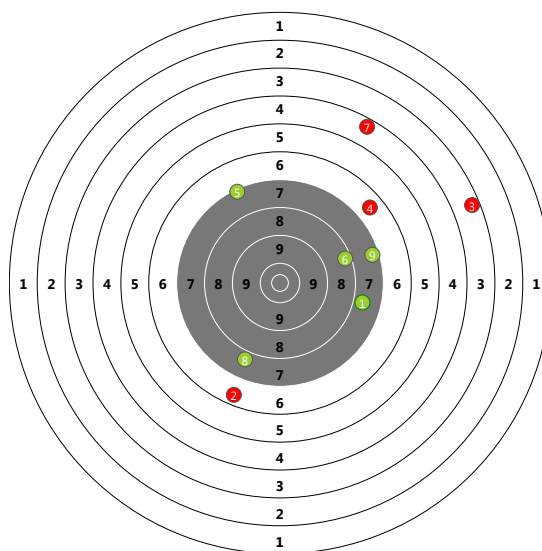
#1	0.00 s	✗	5.8
#2	8.86 s	✓	8.2
#3	11.58 s	✓	7.4
#4	14.55 s	✓	9.5
#5	17.34 s	✗	5.7
#6	20.18 s	✗	4.1
#7	23.38 s	✗	6.2
#8	27.01 s	✓	8.5
#9	-1,870,35	✗	7.2
#10	-1,870,34	✓	7.9



# Results for Montgomery Podger (on Lane 12)

## Shooting Round 1 (Time: 43.78 sec Average: 6.7 )

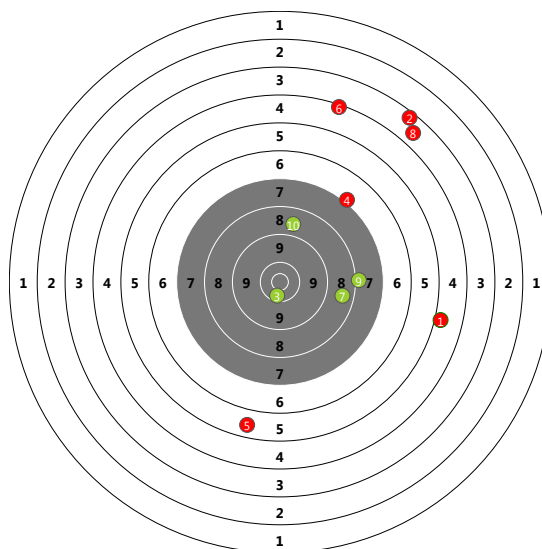
#1	0.00 s	✓	7.9
#2	3.85 s	✗	6.6
#3	8.16 s	✗	3.5
#4	13.16 s	✗	6.7
#5	17.82 s	✓	7.3
#6	25.70 s	✓	8.5
#7	30.28 s	✗	4.5
#8	35.18 s	✓	7.9
#9	43.78 s	✓	7.5



## Running #2 2 min 35,54 sec

## Shooting Round 2 (Time: 50.00 sec Average: 6.5 )

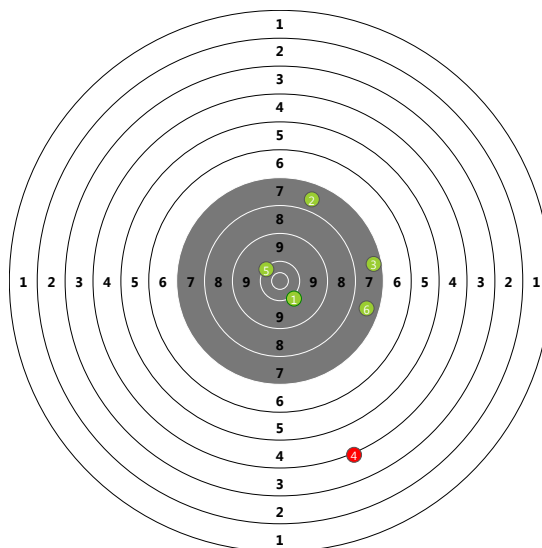
#1	0.00 s	✗	5.0
#2	6.61 s	✗	3.4
#3	12.76 s	✓	10.5
#4	17.79 s	✗	7.1
#5	22.37 s	✗	5.7
#6	27.06 s	✗	4.3
#7	31.29 s	✓	8.7
#8	36.29 s	✗	3.8
#9	42.95 s	✓	8.1
#10	48.01 s	✓	8.8



## Running #3 3 min 14,03 sec

## Shooting Round 3 (Time: 21.90 sec Average: 7.9 )

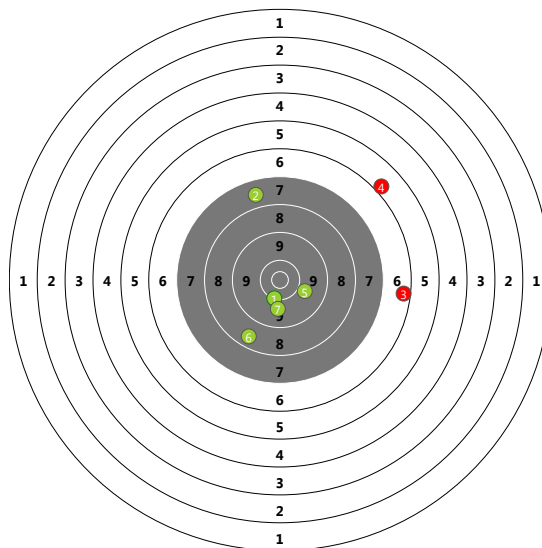
#1	0.00 s	✓	10.1
#2	4.38 s	✓	7.8
#3	8.91 s	✓	7.5
#4	13.54 s	✗	4.2
#5	18.14 s	✓	10.3
#6	21.90 s	✓	7.7



# Results for Tom Wilton (on Lane 13)

## Shooting Round 1 (Time: 15.25 sec Average: 8.4 )

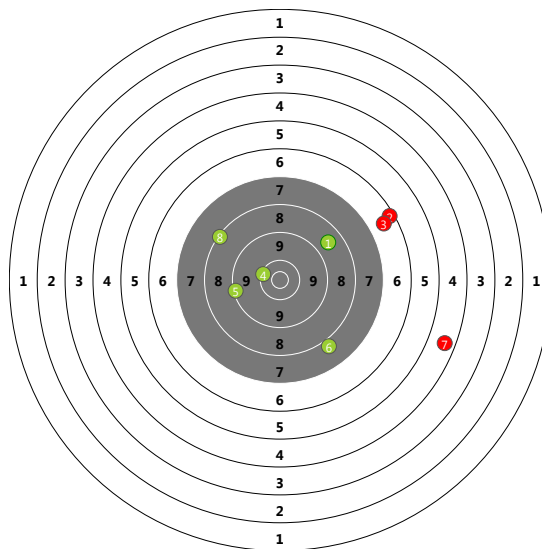
#1	0.00 s	✓	10.3
#2	2.80 s	✓	7.8
#3	5.18 s	✗	6.5
#4	7.72 s	✗	6.0
#5	10.33 s	✓	10.0
#6	12.70 s	✓	8.6
#7	15.25 s	✓	9.9



## Running #2 2 min 42,65 sec

## Shooting Round 2 (Time: 17.34 sec Average: 7.8 )

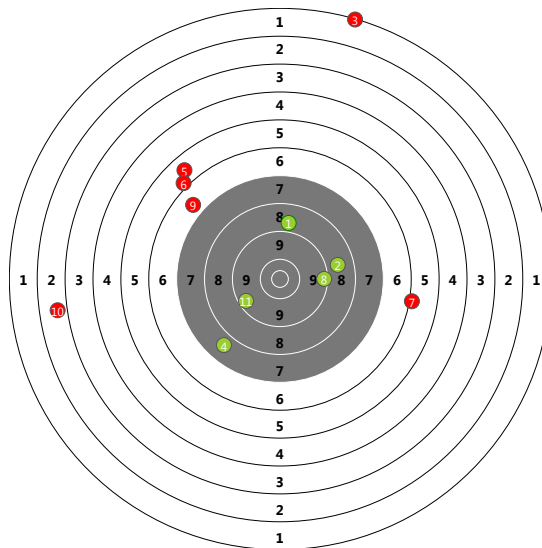
#1	0.00 s	✓	8.8
#2	2.73 s	✗	6.4
#3	4.98 s	✗	6.7
#4	7.42 s	✓	10.3
#5	9.84 s	✓	9.3
#6	12.15 s	✓	8.0
#7	14.62 s	✗	4.6
#8	17.34 s	✓	8.3



## Running #3 31175 min 44,40 sec

## Shooting Round 3 (Time: -1.870.359.59 sec Average: 6 )

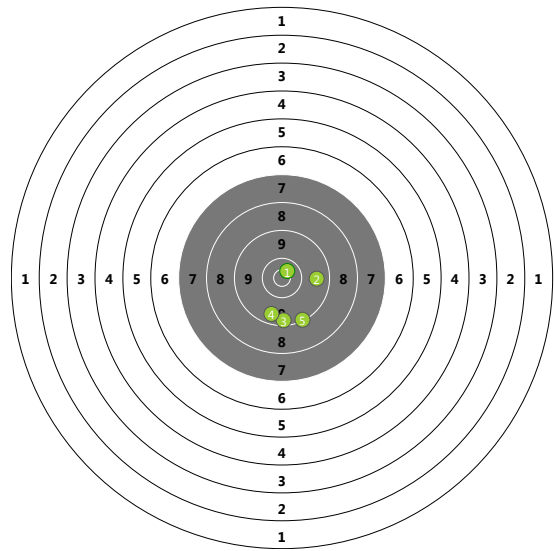
#1	0.00 s	✓	8.9
#2	-1,870,38	✓	8.8
#3	-1,870,38	✗	1.3
#4	-1,870,37	✓	7.8
#5	-1,870,37	✗	5.8
#6	-1,870,37	✗	6.1
#7	-1,870,37	✗	6.2
#8	-1,870,36	✓	9.4
#9	-1,870,36	✗	6.9
#10	-1,870,36	✗	2.9
#11	-1,870,35	✓	9.5



# Results for Shahad Imthiyaz (on Lane 14)

## Shooting Round 1 (Time: 8.87 sec Average: 9.7 )

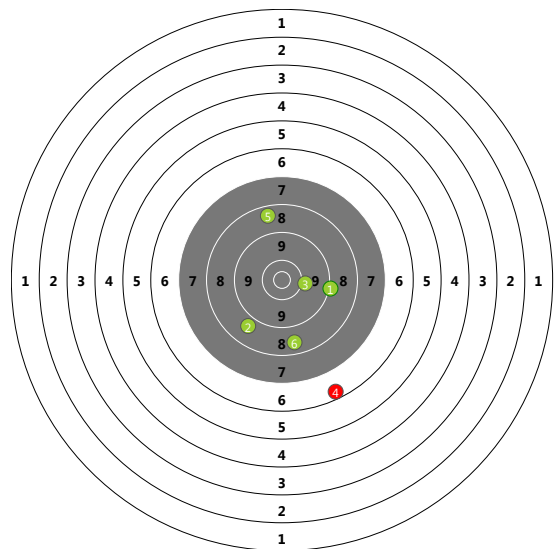
#1	0.00 s	✓	10.6
#2	2.39 s	✓	9.7
#3	4.63 s	✓	9.4
#4	6.70 s	✓	9.6
#5	8.87 s	✓	9.3



## Running #2 3 min 6,21 sec

## Shooting Round 2 (Time: 11.62 sec Average: 8.7 )

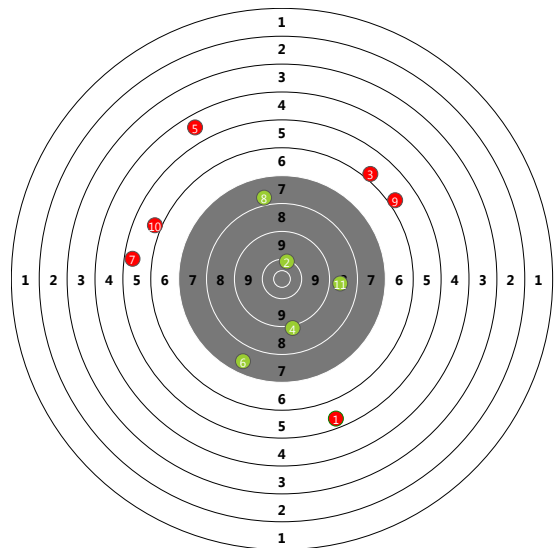
#1	0.00 s	✓	9.2
#2	2.34 s	✓	8.9
#3	4.80 s	✓	10.1
#4	6.93 s	✗	6.5
#5	9.35 s	✓	8.6
#6	11.62 s	✓	8.7



## Running #3 3 min 1,99 sec

## Shooting Round 3 (Time: 22.91 sec Average: 7.1 )

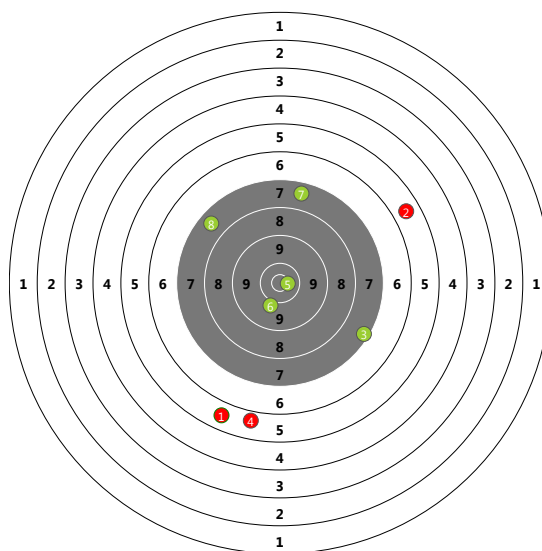
#1	0.00 s	✗	5.6
#2	2.39 s	✓	10.3
#3	4.46 s	✗	6.0
#4	6.78 s	✓	9.2
#5	9.82 s	✗	4.7
#6	11.97 s	✓	7.7
#7	13.97 s	✗	5.5
#8	16.06 s	✓	8.0
#9	18.42 s	✗	6.0
#10	20.66 s	✗	6.0
#11	22.91 s	✓	8.9



# Results for William Swain (on Lane 15)

## Shooting Round 1 (Time: 23.27 sec Average: 7.6 )

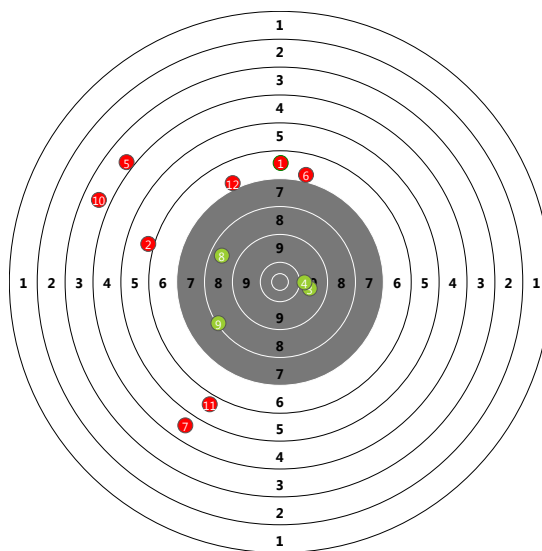
#1	0.00 s	✗	5.8
#2	3.26 s	✗	5.7
#3	6.58 s	✓	7.4
#4	11.01 s	✗	5.9
#5	13.90 s	✓	10.7
#6	17.06 s	✓	10.1
#7	19.91 s	✓	7.7
#8	23.27 s	✓	7.7



## Running #2 2 min 22,00 sec

## Shooting Round 2 (Time: 50.00 sec Average: 6.9 )

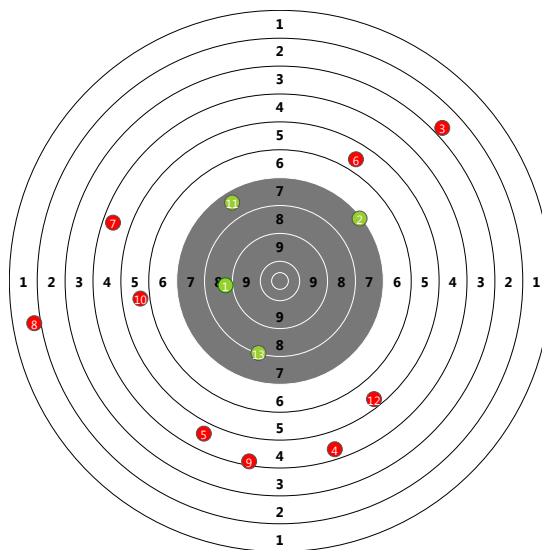
#1	0.00 s	✗	6.7
#2	3.19 s	✗	6.0
#3	9.65 s	✓	9.9
#4	12.80 s	✓	10.1
#5	15.70 s	✗	4.0
#6	22.00 s	✗	7.0
#7	25.16 s	✗	4.8
#8	28.24 s	✓	8.7
#9	31.33 s	✓	8.3
#10	34.22 s	✗	3.8
#11	37.43 s	✗	5.9
#12	45.07 s	✗	7.0



## Running #3 2 min 56,33 sec

## Shooting Round 3 (Time: 50.00 sec Average: 5.6 )

#1	0.00 s	✓	9.0
#2	3.07 s	✓	7.3
#3	6.64 s	✗	2.9
#4	9.41 s	✗	4.6
#5	11.94 s	✗	4.8
#6	14.88 s	✗	5.8
#7	17.74 s	✗	4.6
#8	21.51 s	✗	2.0
#9	24.73 s	✗	4.4
#10	27.57 s	✗	5.9
#11	30.21 s	✓	7.7
#12	32.81 s	✗	5.5
#13	38.60 s	✓	8.3

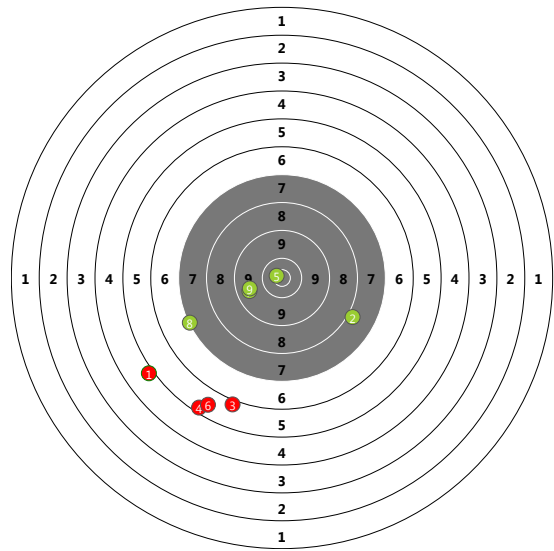




# Results for Samue! Hopson (on Lane 16)

## Shooting Round 1 (Time: 21.12 sec Average: 7.5 )

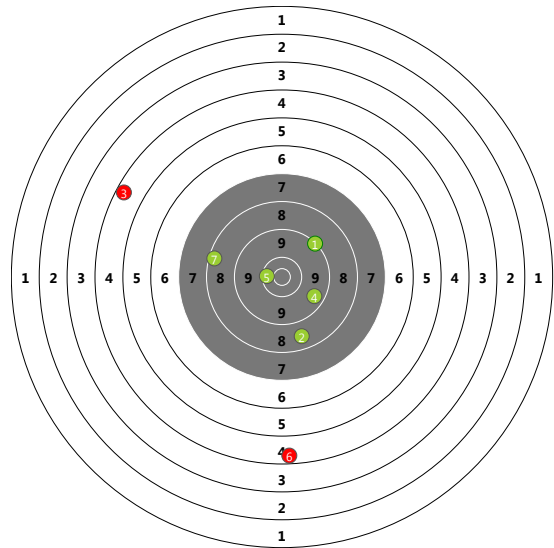
#1	0.00 s	✗	5.1
#2	2.57 s	✓	8.1
#3	5.25 s	✗	6.1
#4	8.01 s	✗	5.4
#5	10.66 s	✓	10.7
#6	13.42 s	✗	5.7
#7	15.99 s	✓	9.7
#8	18.45 s	✓	7.3
#9	21.12 s	✓	9.7



## Running #2 2 min 46,02 sec

## Shooting Round 2 (Time: 16.14 sec Average: 7.9 )

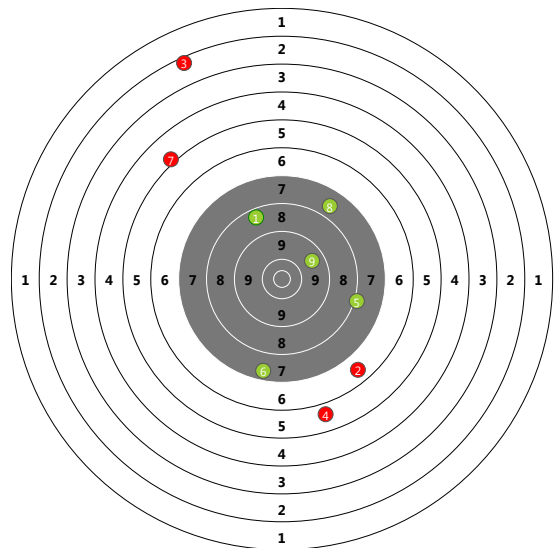
#1	0.00 s	✓	9.3
#2	2.71 s	✓	8.7
#3	5.25 s	✗	4.5
#4	8.07 s	✓	9.6
#5	10.59 s	✓	10.4
#6	13.33 s	✗	4.5
#7	16.14 s	✓	8.4



## Running #3 2 min 50,98 sec

## Shooting Round 3 (Time: 21.38 sec Average: 6.9 )

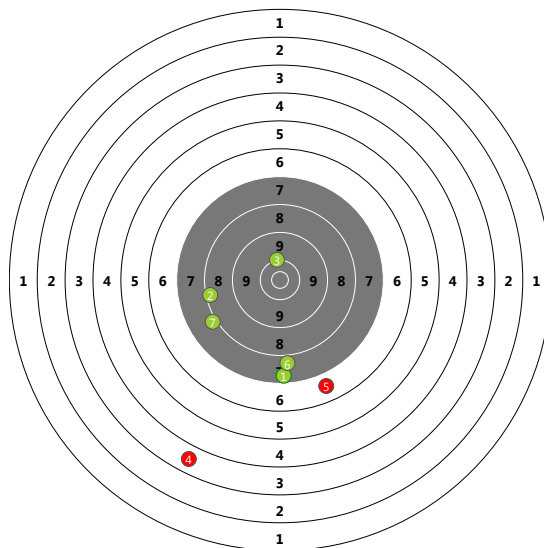
#1	0.00 s	✓	8.6
#2	3.03 s	✗	6.7
#3	5.67 s	✗	2.4
#4	8.41 s	✗	5.9
#5	11.00 s	✓	8.2
#6	13.74 s	✓	7.6
#7	16.24 s	✗	5.1
#8	18.88 s	✓	7.8
#9	21.38 s	✓	9.7



# Results for Ryan Gauld (on Lane 17)

## Shooting Round 1 (Time: 19.52 sec Average: 7.5 )

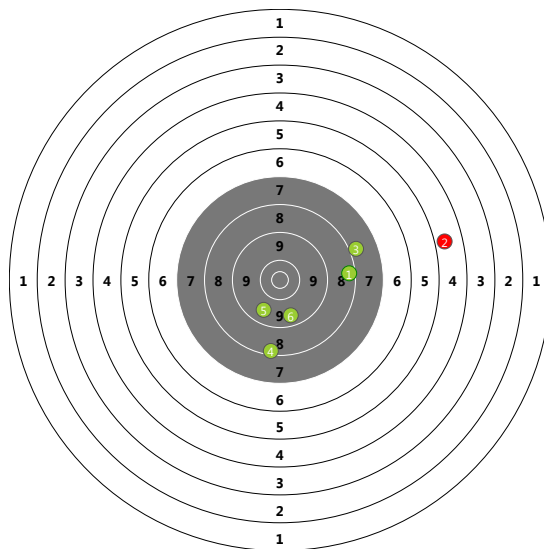
#1	0.00 s	✔	7.5
#2	3.33 s	✔	8.4
#3	7.68 s	✔	10.2
#4	10.36 s	✘	3.7
#5	12.93 s	✘	6.8
#6	16.21 s	✔	8.0
#7	19.52 s	✔	8.1



## Running #2 3 min 6,69 sec

## Shooting Round 2 (Time: 15.54 sec Average: 8.2 )

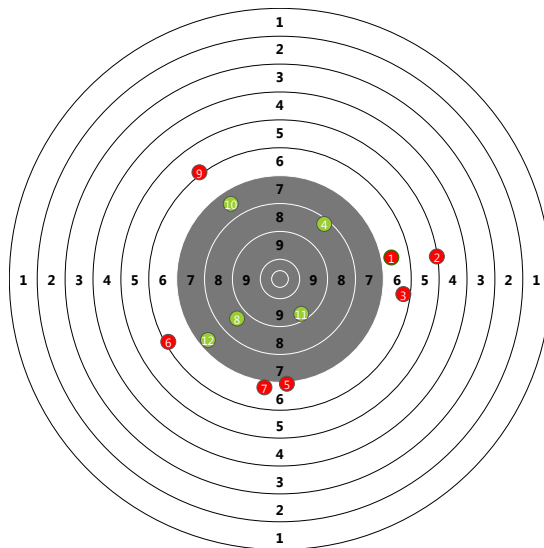
#1	0.00 s	✔	8.5
#2	3.15 s	✘	4.9
#3	6.27 s	✔	8.0
#4	9.35 s	✔	8.4
#5	12.39 s	✔	9.7
#6	15.54 s	✔	9.6



## Running #3 2 min 49,09 sec

## Shooting Round 3 (Time: 37.64 sec Average: 7.3 )

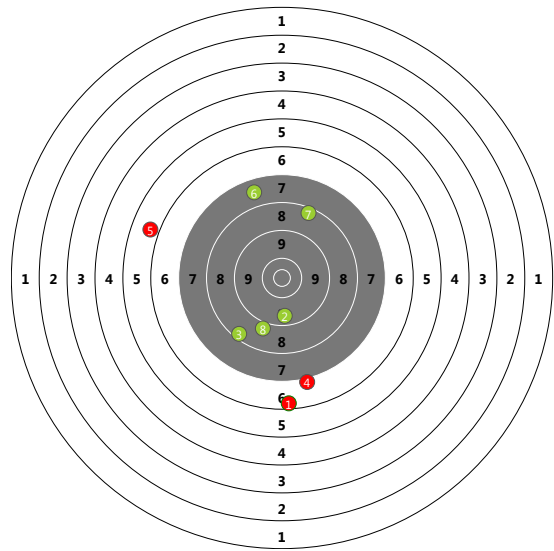
#1	0.00 s	✘	6.9
#2	2.88 s	✘	5.3
#3	6.93 s	✘	6.5
#4	10.82 s	✔	8.4
#5	13.82 s	✘	7.2
#6	16.88 s	✘	6.4
#7	20.52 s	✘	7.0
#8	23.52 s	✔	8.9
#9	27.16 s	✘	6.2
#10	30.36 s	✔	7.7
#11	33.78 s	✔	9.5
#12	37.64 s	✔	7.6



# Results for Jai Patel (on Lane 18)

## Shooting Round 1 (Time: 17.65 sec Average: 7.8 )

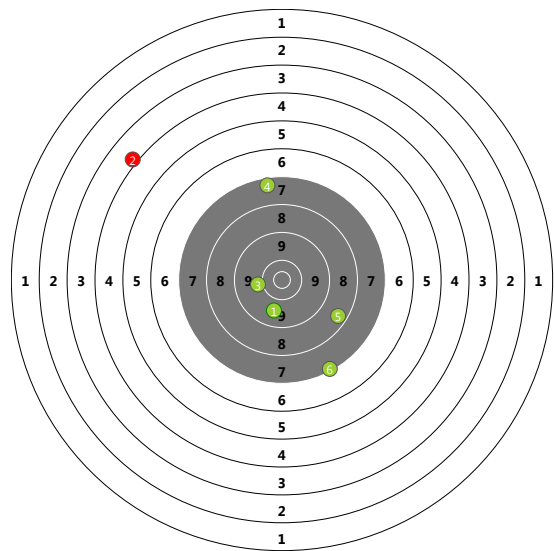
#1	0.00 s	✗	6.4
#2	2.64 s	✓	9.6
#3	4.91 s	✓	8.4
#4	7.61 s	✗	7.1
#5	10.11 s	✗	5.9
#6	12.48 s	✓	7.7
#7	15.01 s	✓	8.4
#8	17.65 s	✓	9.0



## Running #2 2 min 53,93 sec

## Shooting Round 2 (Time: 12.47 sec Average: 7.9 )

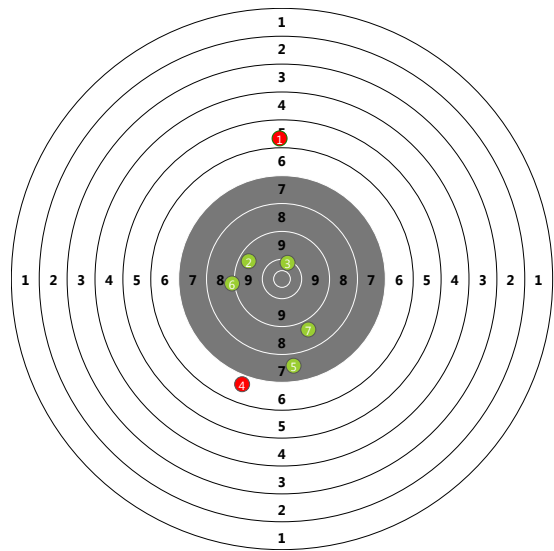
#1	0.00 s	✓	9.8
#2	2.33 s	✗	4.1
#3	4.61 s	✓	10.1
#4	7.05 s	✓	7.5
#5	9.98 s	✓	8.6
#6	12.47 s	✓	7.3



## Running #3 2 min 49,51 sec

## Shooting Round 3 (Time: 15.62 sec Average: 8.4 )

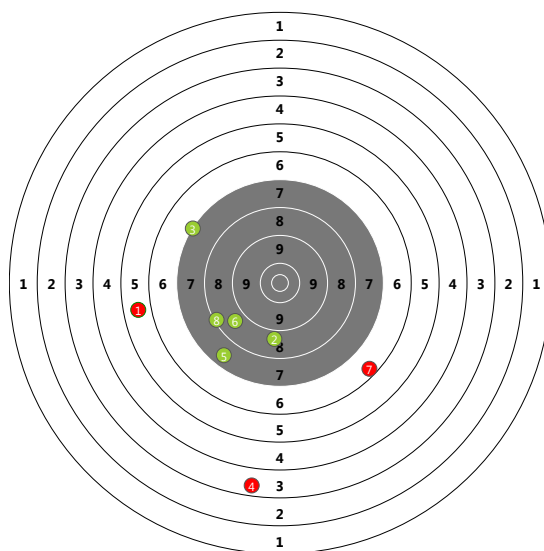
#1	0.00 s	✗	5.9
#2	2.66 s	✓	9.6
#3	5.33 s	✓	10.3
#4	7.88 s	✗	6.9
#5	10.35 s	✓	7.8
#6	12.92 s	✓	9.2
#7	15.62 s	✓	8.9



# Results for Xabi Geering (on Lane 19)

## Shooting Round 1 (Time: 23.08 sec Average: 7.1 )

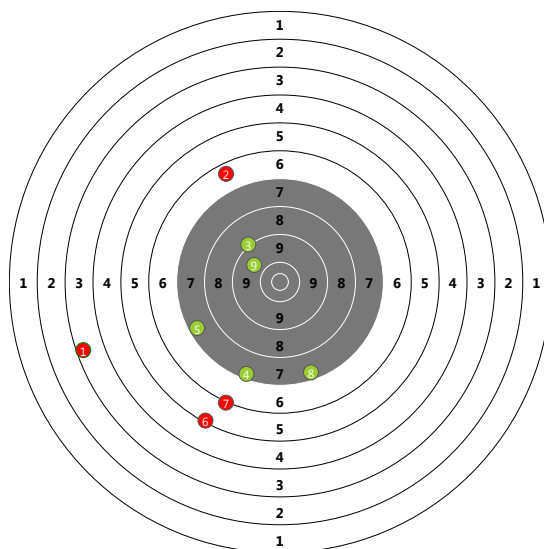
#1	0.00 s	✗	5.8
#2	3.35 s	✓	8.9
#3	6.43 s	✓	7.3
#4	9.38 s	✗	3.6
#5	13.62 s	✓	7.7
#6	16.62 s	✓	8.8
#7	20.11 s	✗	6.5
#8	23.08 s	✓	8.3



## Running #2 2 min 58,60 sec

## Shooting Round 2 (Time: 31.09 sec Average: 7.0 )

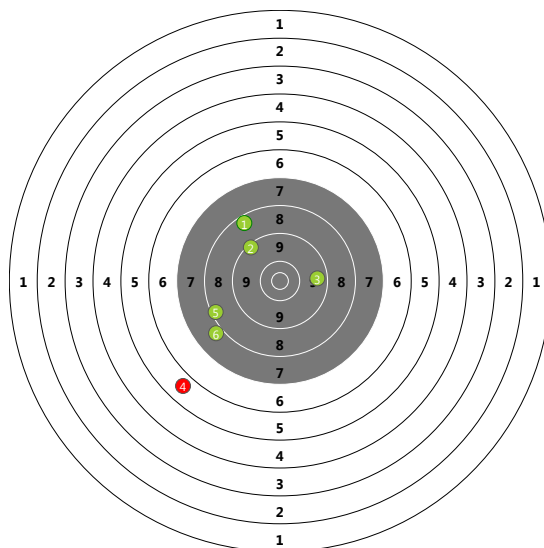
#1	0.00 s	✗	3.5
#2	3.70 s	✗	6.6
#3	7.29 s	✓	9.2
#4	11.83 s	✓	7.4
#5	15.30 s	✓	7.6
#6	19.39 s	✗	5.3
#7	23.01 s	✗	6.2
#8	27.28 s	✓	7.5
#9	31.09 s	✓	9.8



## Running #3 3 min 37,47 sec

## Shooting Round 3 (Time: 16.71 sec Average: 8.3 )

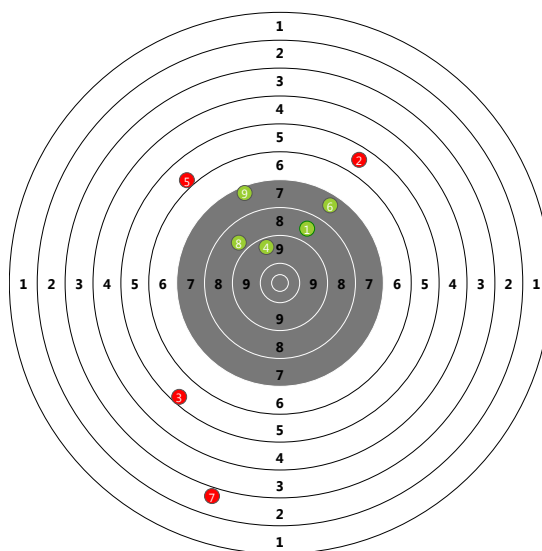
#1	0.00 s	✓	8.5
#2	3.14 s	✓	9.4
#3	6.71 s	✓	9.6
#4	10.07 s	✗	5.8
#5	13.36 s	✓	8.4
#6	16.71 s	✓	8.0



# Results for Charles Madden (on Lane 20)

## Shooting Round 1 (Time: 26.59 sec Average: 6.9 )

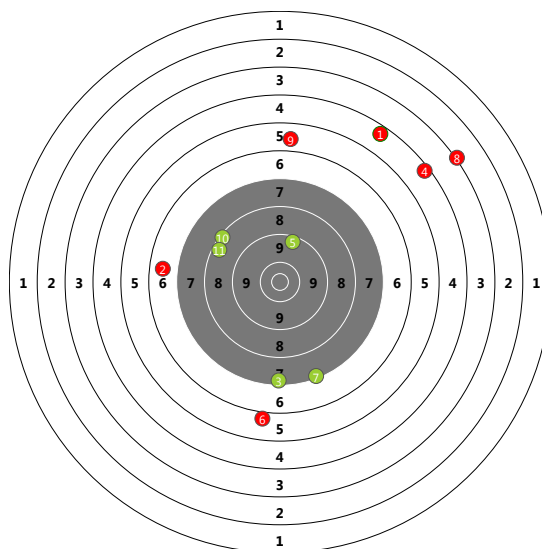
#1	0.00 s	✓	8.8
#2	3.34 s	✗	5.7
#3	6.98 s	✗	5.5
#4	10.18 s	✓	9.6
#5	13.79 s	✗	6.0
#6	16.79 s	✓	7.6
#7	19.94 s	✗	2.9
#8	23.45 s	✓	8.9
#9	26.59 s	✓	7.5



## Running #2 2 min 52,34 sec

## Shooting Round 2 (Time: 33.57 sec Average: 6.5 )

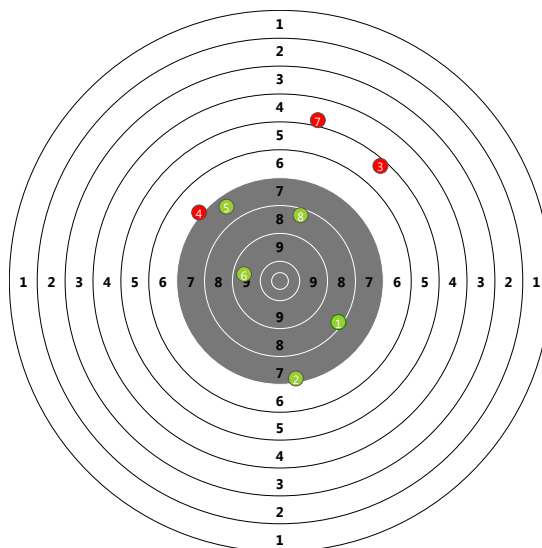
#1	0.00 s	✗	4.5
#2	3.60 s	✗	6.7
#3	7.06 s	✓	7.4
#4	10.56 s	✗	4.4
#5	13.83 s	✓	9.4
#6	17.51 s	✗	6.0
#7	20.84 s	✓	7.3
#8	24.08 s	✗	3.2
#9	26.95 s	✗	5.8
#10	30.38 s	✓	8.3
#11	33.57 s	✓	8.5



## Running #3 3 min 17,28 sec

## Shooting Round 3 (Time: 24.67 sec Average: 7.4 )

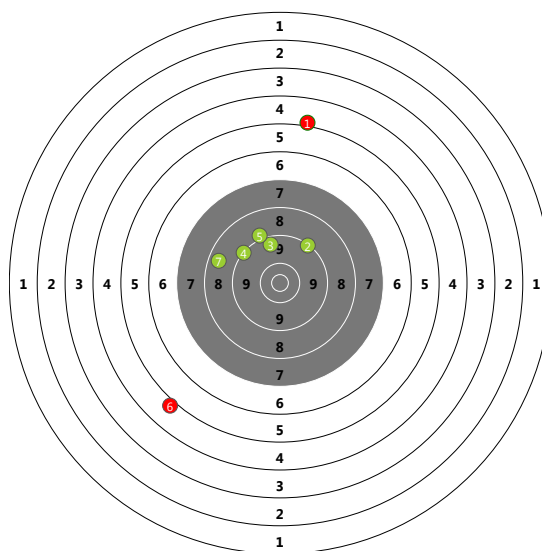
#1	0.00 s	✓	8.4
#2	3.80 s	✓	7.4
#3	7.39 s	✗	5.5
#4	10.83 s	✗	7.2
#5	14.40 s	✓	7.7
#6	18.01 s	✓	9.6
#7	21.25 s	✗	5.0
#8	24.67 s	✓	8.5



# Results for Arthur Townend (on Lane 21)

## Shooting Round 1 (Time: 21.66 sec Average: 8.0 )

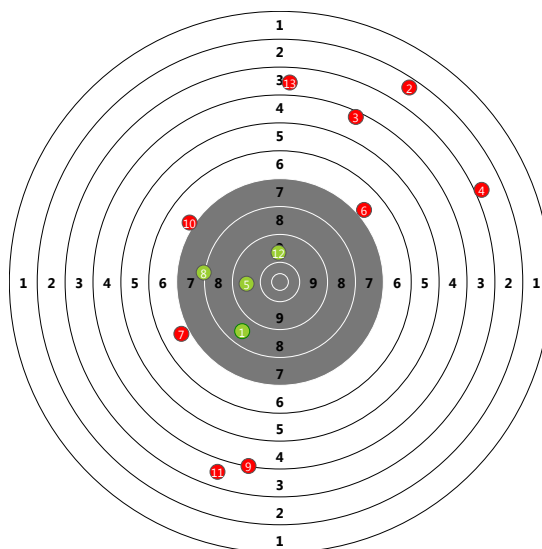
#1	0.00 s	✗	5.1
#2	3.70 s	✓	9.3
#3	7.66 s	✓	9.5
#4	10.99 s	✓	9.3
#5	14.62 s	✓	9.1
#6	18.12 s	✗	5.0
#7	21.66 s	✓	8.6



## Running #2 2 min 36,45 sec

## Shooting Round 2 (Time: 50.00 sec Average: 6.1 )

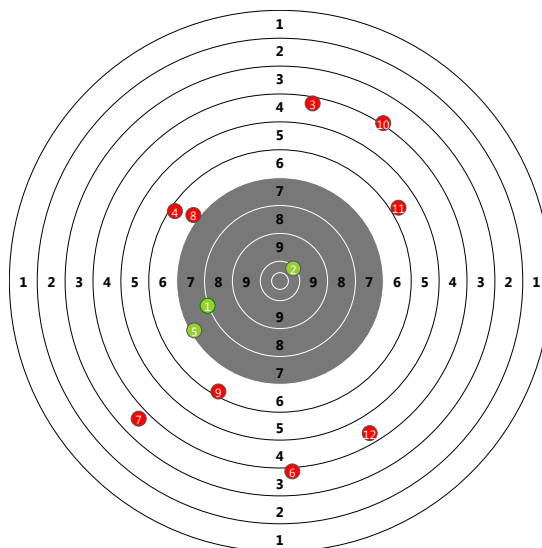
#1	0.00 s	✓	8.7
#2	3.26 s	✗	2.6
#3	6.51 s	✗	4.4
#4	11.10 s	✗	3.0
#5	14.85 s	✓	9.7
#6	18.92 s	✗	7.0
#7	22.67 s	✗	7.0
#8	28.34 s	✓	8.2
#9	32.01 s	✗	4.3
#10	35.97 s	✗	7.1
#11	39.60 s	✗	3.8
#12	44.46 s	✓	9.9
#13	48.36 s	✗	3.8



## Running #3 3 min 14,02 sec

## Shooting Round 3 (Time: 50.00 sec Average: 6.1 )

#1	0.00 s	✓	8.2
#2	6.37 s	✓	10.3
#3	9.80 s	✗	4.5
#4	13.57 s	✗	6.4
#5	17.69 s	✓	7.4
#6	21.50 s	✗	4.1
#7	26.24 s	✗	3.9
#8	31.41 s	✗	7.0
#9	36.60 s	✗	6.4
#10	41.00 s	✗	4.2
#11	45.69 s	✗	6.0
#12	48.74 s	✗	4.6



## Used equipment during competition

In the Solihull Tetrathlon Championships the SmartPLT laser target was used. ShotLight Lamps were used in order to instantly display the hits and misses for all athletes.

All results have been collected using ONE single Laptop computer using the SmartPLT LIVE (COMPETITION Edition) software via a standard Ethernet network.

This report was also generated using the SmartPLT LIVE software - with just one click after the competition.

With the SmartPLT Laser Target you have much more possibilities as shown on this event.

Please visit [www.SmartPLT.com](http://www.SmartPLT.com) for further informations.


The SmartPLT Laser Target



The ShotLight Lamp



The SmartPLT LIVE software



The SmartPLT Laser Target is a brand new target system with a performance never seen before. Please feel free to contact us if you have any questions relating to the used equipment.

email: [info@SmartPLT.com](mailto:info@SmartPLT.com)

www: <http://www.SmartPLT.com>

All the used equipment was developed and produced by SF Software Solutions

