

**Result-Compendium of the
British Modern Tetrathlon Championships, 24th and 25th of September 2016
in Solihull, England**

**Results for
So Run 2 - Open Men & Woman - Masters Men & Woman (Start 13_50)**

All shooting results were captured using the brand new SmartPLT precision laser target by SF Software Solutions. This recently released new and inventive laser precision target captures UIPM 2015 coded laser shots and is homologated by the UIPM for all competition types. The target has a performance like never seen before. Convince yourself!

For further information please refer to the last page of this document,
visit <http://www.SmartPLT.com> or contact info@SmartPLT.com

[--- www.SmartPLT.com ---](http://www.SmartPLT.com)

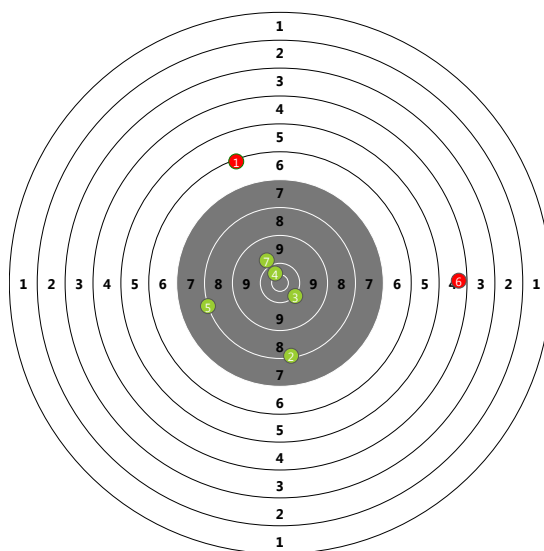
SF Software Solutions is a partner company of IQ-Sport (Klaus Kremer).
We developed, produce and distribute the SmartPLT Precision Laser Target and other shooting equipment for modern pentathlon and other shooting sports.



Results for Lajos Fazekas (on Lane 1)

Shooting Round 1 (Time: 19.54 sec Average: 8.3)

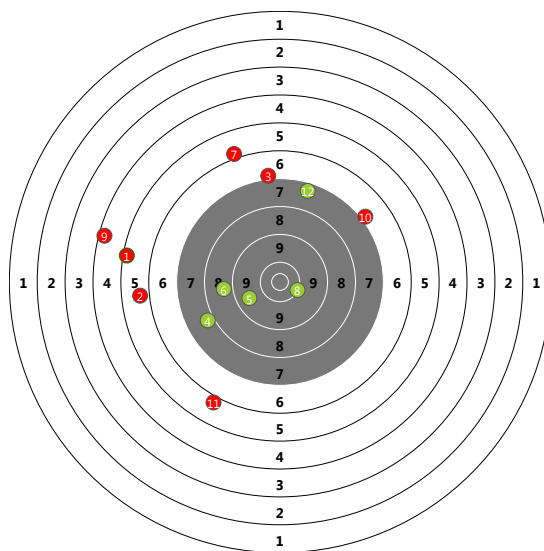
#1	0.00 s	✗	6.3
#2	3.41 s	✓	8.3
#3	6.78 s	✓	10.2
#4	9.78 s	✓	10.6
#5	12.94 s	✓	8.2
#6	16.48 s	✗	4.5
#7	19.54 s	✓	10.0



Running #2 3 min 32,95 sec

Shooting Round 2 (Time: 34.60 sec Average: 7.2)

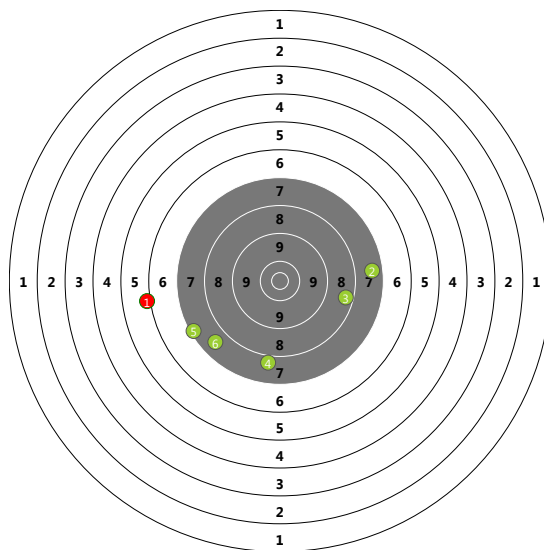
#1	0.00 s	✗	5.4
#2	3.77 s	✗	5.9
#3	6.61 s	✗	7.1
#4	9.79 s	✓	8.0
#5	12.71 s	✓	9.7
#6	15.54 s	✓	8.9
#7	18.22 s	✗	6.1
#8	21.64 s	✓	10.3
#9	24.60 s	✗	4.4
#10	28.33 s	✗	7.1
#11	31.78 s	✗	6.0
#12	34.60 s	✓	7.5



Running #3 4 min 12,08 sec

Shooting Round 3 (Time: 18.68 sec Average: 7.6)

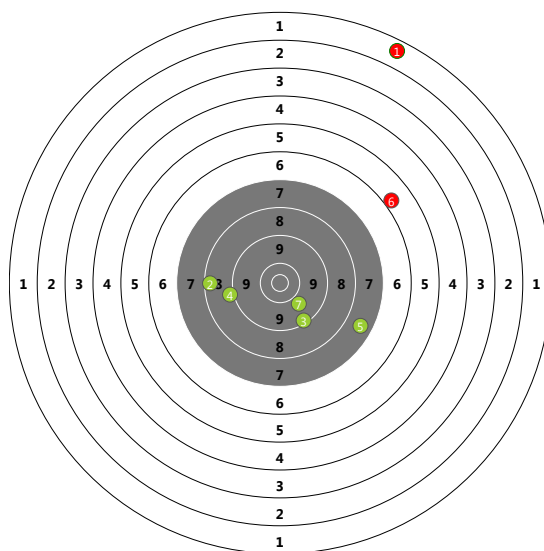
#1	0.00 s	✗	6.1
#2	3.96 s	✓	7.6
#3	7.94 s	✓	8.5
#4	11.51 s	✓	8.0
#5	15.04 s	✓	7.4
#6	18.68 s	✓	7.8



Results for Denise Silk (on Lane 2)

Shooting Round 1 (Time: 20.38 sec Average: 7.4)

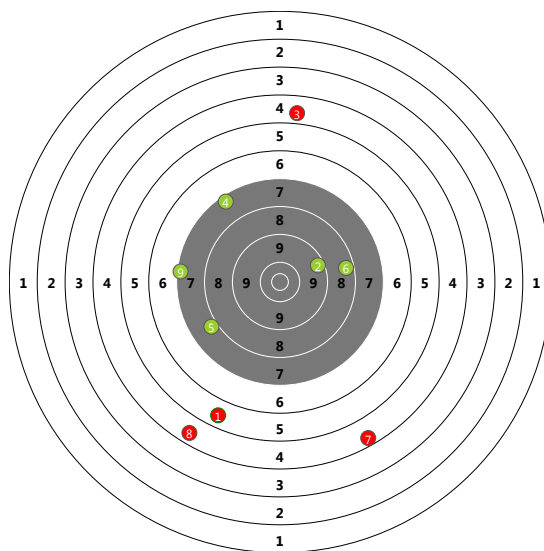
#1	0.00 s	✗	1.6
#2	3.22 s	✓	8.4
#3	6.10 s	✓	9.4
#4	9.48 s	✓	9.1
#5	13.75 s	✓	7.7
#6	17.40 s	✗	6.0
#7	20.38 s	✓	9.9



Running #2 3 min 25,22 sec

Shooting Round 2 (Time: 25.80 sec Average: 6.7)

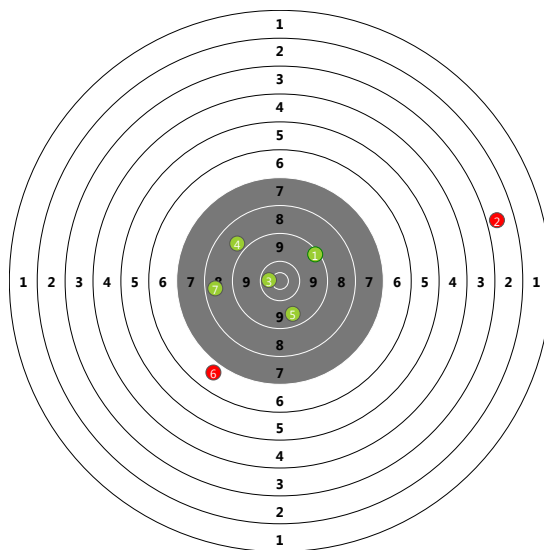
#1	0.00 s	✗	5.7
#2	3.70 s	✓	9.5
#3	6.86 s	✗	4.9
#4	9.81 s	✓	7.5
#5	12.88 s	✓	8.0
#6	16.01 s	✓	8.5
#7	18.83 s	✗	4.5
#8	22.34 s	✗	4.6
#9	25.80 s	✓	7.4



Running #3 3 min 46,56 sec

Shooting Round 3 (Time: 19.36 sec Average: 8.1)

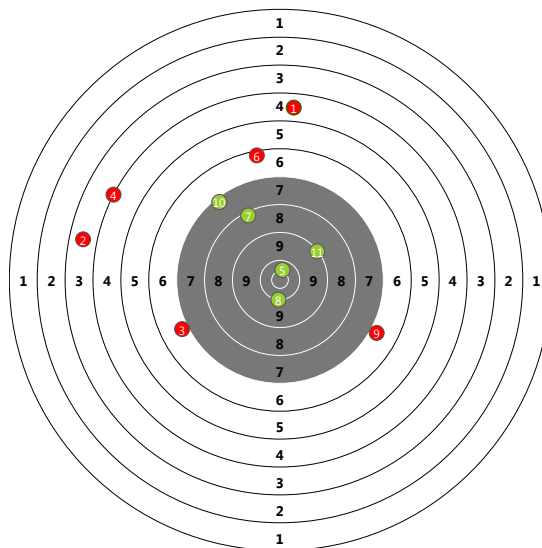
#1	0.00 s	✓	9.4
#2	3.17 s	✗	2.9
#3	6.50 s	✓	10.6
#4	9.74 s	✓	8.9
#5	12.97 s	✓	9.7
#6	15.95 s	✗	6.9
#7	19.36 s	✓	8.6



Results for Vicky Russell (on Lane 3)

Shooting Round 1 (Time: 36.58 sec Average: 7.2)

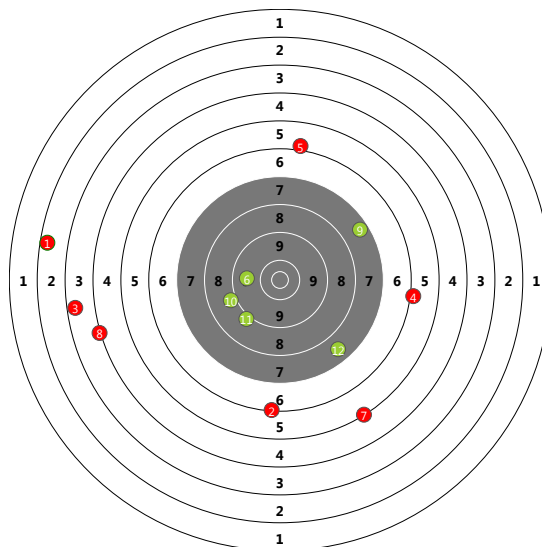
#1	0.00 s	✗	4.7
#2	3.55 s	✗	3.7
#3	7.21 s	✗	7.0
#4	10.67 s	✗	4.2
#5	14.45 s	✓	10.6
#6	18.50 s	✗	6.4
#7	21.92 s	✓	8.4
#8	25.48 s	✓	10.2
#9	28.69 s	✗	7.0
#10	33.20 s	✓	7.4
#11	36.58 s	✓	9.3



Running #2 3 min 37,93 sec

Shooting Round 2 (Time: 45.27 sec Average: 6.4)

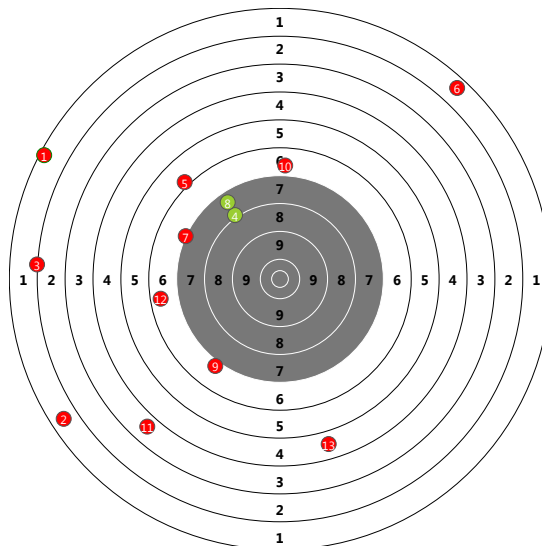
#1	0.00 s	✗	2.5
#2	3.93 s	✗	6.3
#3	7.79 s	✗	3.5
#4	11.50 s	✗	6.1
#5	15.83 s	✗	6.1
#6	20.06 s	✓	9.8
#7	24.48 s	✗	5.3
#8	28.29 s	✗	4.2
#9	33.17 s	✓	7.6
#10	36.97 s	✓	9.0
#11	41.13 s	✓	9.1
#12	45.27 s	✓	7.7



Running #3 3 min 48,07 sec

Shooting Round 3 (Time: 50.00 sec Average: 5.0)

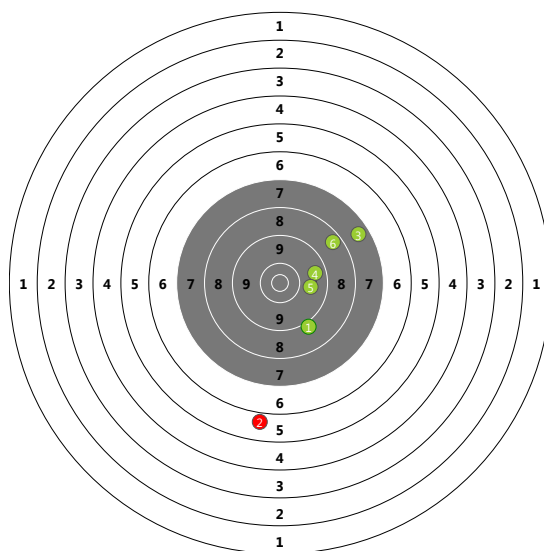
#1	0.00 s	✗	1.4
#2	4.43 s	✗	1.7
#3	8.19 s	✗	2.2
#4	11.65 s	✓	8.1
#5	15.51 s	✗	6.1
#6	19.08 s	✗	1.6
#7	22.90 s	✗	7.2
#8	26.52 s	✓	7.6
#9	30.48 s	✗	7.1
#10	34.42 s	✗	6.9
#11	38.68 s	✗	3.8
#12	42.32 s	✗	6.6
#13	46.47 s	✗	4.8



Results for Jessica Varley (on Lane 4)

Shooting Round 1 (Time: 13.84 sec Average: 8.4)

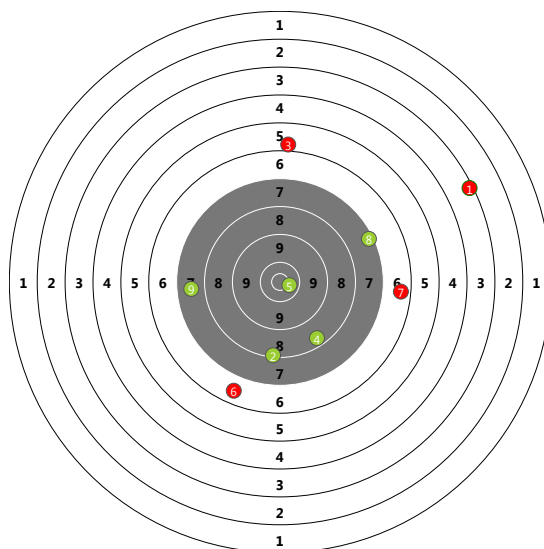
#1	0.00 s	✓	9.1
#2	2.87 s	✗	5.9
#3	6.29 s	✓	7.6
#4	8.93 s	✓	9.6
#5	11.45 s	✓	9.8
#6	13.84 s	✓	8.6



Running #2 2 min 44,40 sec

Shooting Round 2 (Time: 23.69 sec Average: 7.3)

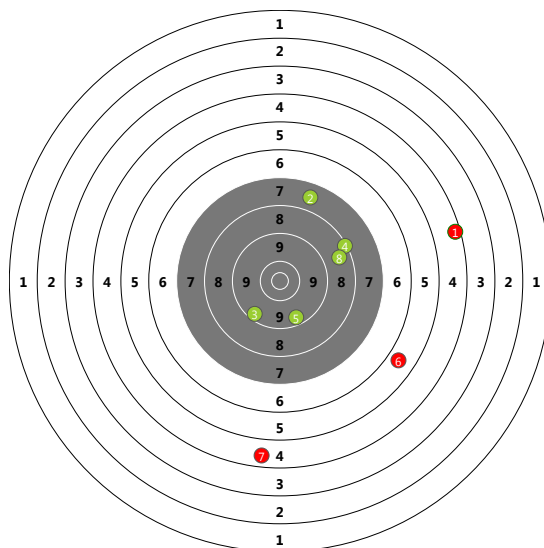
#1	0.00 s	✗	3.4
#2	3.50 s	✓	8.3
#3	7.59 s	✗	6.0
#4	10.16 s	✓	8.5
#5	12.58 s	✓	10.6
#6	15.94 s	✗	6.7
#7	18.09 s	✗	6.6
#8	21.19 s	✓	7.4
#9	23.69 s	✓	7.8



Running #3 2 min 55,29 sec

Shooting Round 3 (Time: 21.04 sec Average: 7.3)

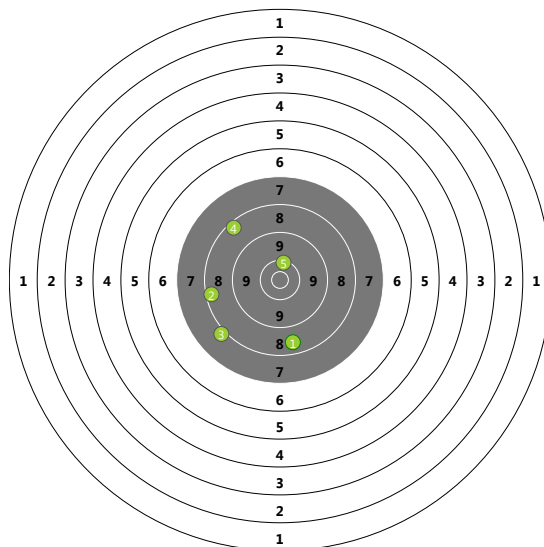
#1	0.00 s	✗	4.4
#2	3.70 s	✓	7.8
#3	6.83 s	✓	9.5
#4	9.88 s	✓	8.3
#5	13.02 s	✓	9.5
#6	15.14 s	✗	5.8
#7	17.62 s	✗	4.7
#8	21.04 s	✓	8.7



Running #4 3 min 7,90 sec

Shooting Round 4 (Time: 10.15 sec Average: 8.8)

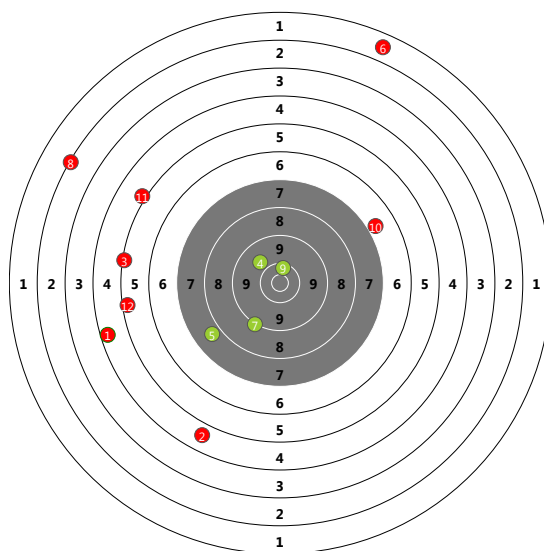
#1	0.00 s	✓	8.7
#2	3.02 s	✓	8.4
#3	5.29 s	✓	8.1
#4	7.53 s	✓	8.4
#5	10.15 s	✓	10.3



Results for Michael Greville (on Lane 5)

Shooting Round 1 (Time: 50.00 sec Average: 6.1)

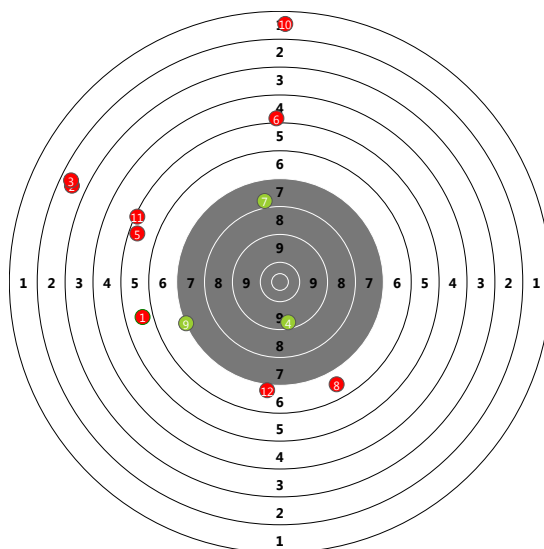
#1	0.00 s	✘	4.5
#2	4.81 s	✘	4.8
#3	9.85 s	✘	5.3
#4	14.19 s	✔	9.9
#5	18.68 s	✔	7.9
#6	22.95 s	✘	1.7
#7	26.95 s	✔	9.2
#8	31.11 s	✘	2.3
#9	35.33 s	✔	10.4
#10	39.83 s	✘	7.0
#11	43.43 s	✘	5.1
#12	47.82 s	✘	5.4



Running #2 3 min 15,45 sec

Shooting Round 2 (Time: 50.00 sec Average: 5.6)

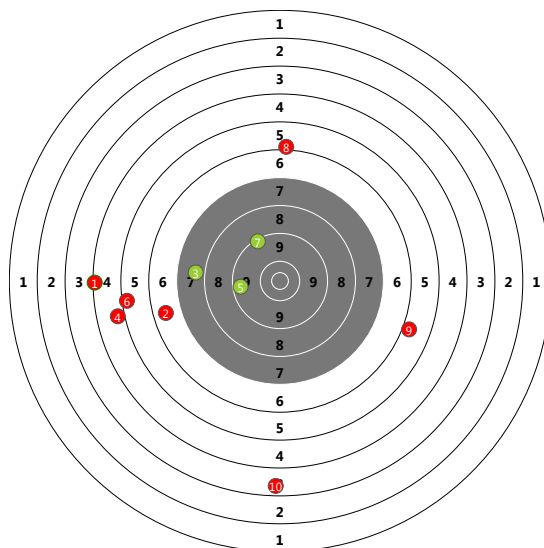
#1	0.00 s	✘	5.9
#2	3.80 s	✘	2.7
#3	8.67 s	✘	2.6
#4	13.72 s	✔	9.5
#5	18.82 s	✘	5.5
#6	23.83 s	✘	5.1
#7	27.56 s	✔	8.0
#8	31.07 s	✘	6.8
#9	34.81 s	✔	7.3
#10	38.57 s	✘	1.7
#11	42.32 s	✘	5.3
#12	46.46 s	✘	7.0



Running #3 3 min 23,15 sec

Shooting Round 3 (Time: 50.00 sec Average: 6.4)

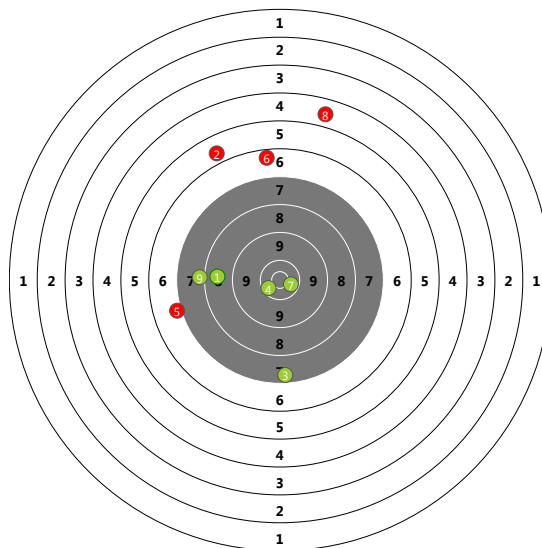
#1	0.00 s	✘	4.3
#2	10.79 s	✘	6.7
#3	14.67 s	✔	7.9
#4	19.71 s	✘	5.0
#5	23.99 s	✔	9.5
#6	27.57 s	✘	5.4
#7	32.59 s	✔	9.3
#8	36.14 s	✘	6.1
#9	40.08 s	✘	6.0
#10	44.11 s	✘	3.6



Results for Sarah Collin (on Lane 6)

Shooting Round 1 (Time: 20.96 sec Average: 7.7)

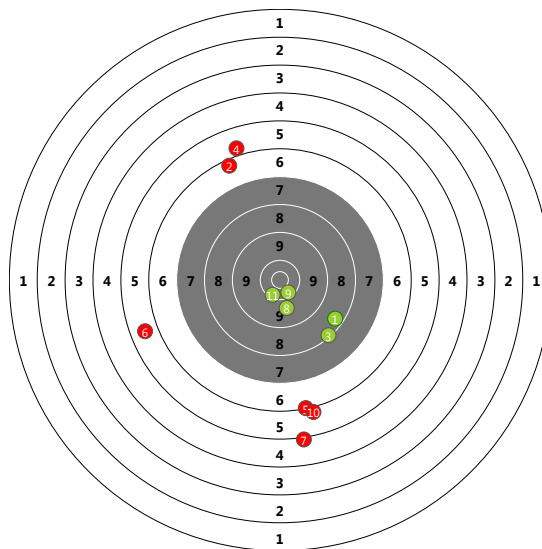
#1	0.00 s	✓	8.7
#2	2.45 s	✗	5.9
#3	5.07 s	✓	7.5
#4	7.64 s	✓	10.4
#5	10.34 s	✗	7.1
#6	12.96 s	✗	6.5
#7	15.54 s	✓	10.5
#8	18.14 s	✗	4.8
#9	20.96 s	✓	8.1



Running #2 3 min 8,19 sec

Shooting Round 2 (Time: 25.60 sec Average: 7.6)

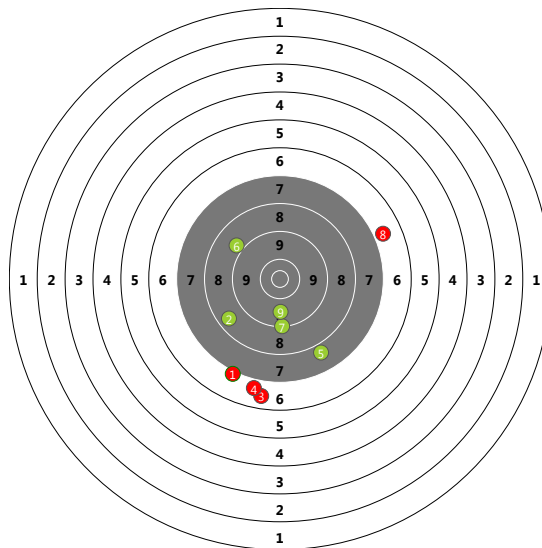
#1	0.00 s	✓	8.5
#2	2.65 s	✗	6.5
#3	5.25 s	✓	8.3
#4	7.77 s	✗	6.0
#5	10.28 s	✗	6.3
#6	12.88 s	✗	5.8
#7	15.57 s	✗	5.2
#8	18.12 s	✓	9.9
#9	20.62 s	✓	10.4
#10	22.96 s	✗	6.1
#11	25.60 s	✓	10.4



Running #3 3 min 16,20 sec

Shooting Round 3 (Time: 23.31 sec Average: 8.0)

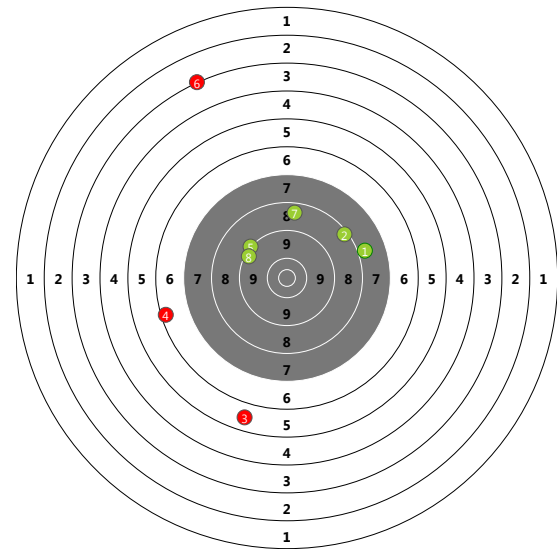
#1	0.00 s	✗	7.2
#2	2.83 s	✓	8.6
#3	5.43 s	✗	6.7
#4	8.08 s	✗	6.9
#5	10.66 s	✓	7.9
#6	13.31 s	✓	9.0
#7	15.71 s	✓	9.3
#8	18.11 s	✗	6.9
#9	23.31 s	✓	9.8



Running #4 3 min 27,95 sec

Shooting Round 4 (Time: 17.68 sec Average: 7.4)

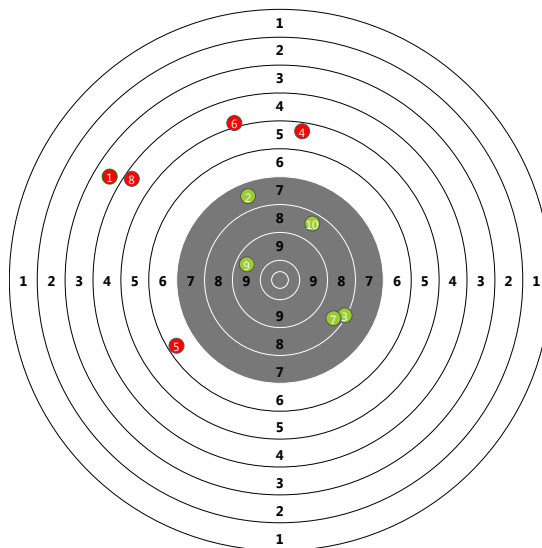
#1	0.00 s	✓	8.0
#2	2.67 s	✓	8.4
#3	5.17 s	✗	5.7
#4	7.60 s	✗	6.4
#5	10.20 s	✓	9.2
#6	12.82 s	✗	3.2
#7	15.32 s	✓	8.6
#8	17.68 s	✓	9.4



Results for Mark Evans (on Lane 7)

Shooting Round 1 (Time: 27.83 sec Average: 6.8)

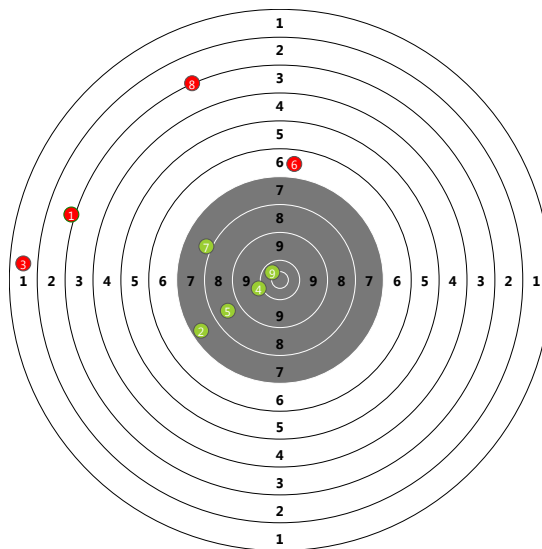
#1	0.00 s	✗	3.8
#2	3.10 s	✓	7.7
#3	6.51 s	✓	8.3
#4	9.57 s	✗	5.6
#5	11.91 s	✗	6.6
#6	14.80 s	✗	5.1
#7	17.77 s	✓	8.6
#8	21.21 s	✗	4.5
#9	24.91 s	✓	9.6
#10	27.83 s	✓	8.6



Running #2 3 min 25,29 sec

Shooting Round 2 (Time: 27.43 sec Average: 6.7)

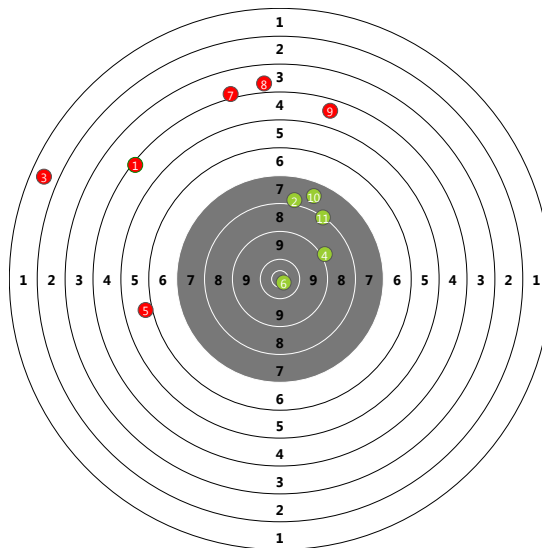
#1	0.00 s	✗	3.1
#2	3.48 s	✓	7.6
#3	6.40 s	✗	1.7
#4	9.63 s	✓	10.1
#5	13.18 s	✓	8.8
#6	16.80 s	✗	6.8
#7	20.26 s	✓	8.0
#8	24.07 s	✗	3.2
#9	27.43 s	✓	10.6



Running #3 3 min 40,60 sec

Shooting Round 3 (Time: 36.12 sec Average: 6.2)

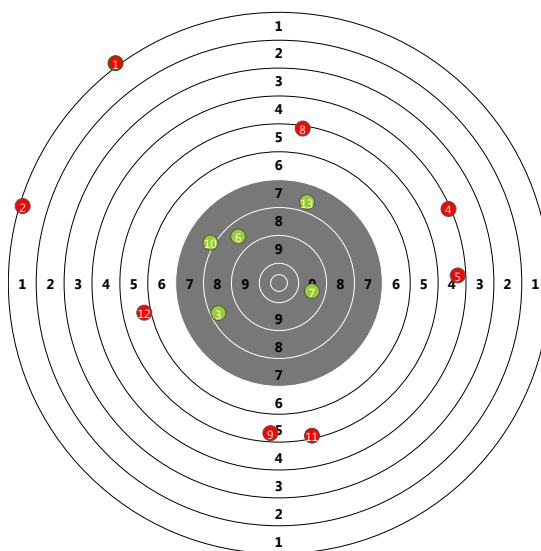
#1	0.00 s	✗	4.3
#2	4.39 s	✓	8.1
#3	8.56 s	✗	1.7
#4	12.20 s	✓	9.1
#5	15.41 s	✗	6.0
#6	19.79 s	✓	10.8
#7	23.65 s	✗	4.1
#8	26.72 s	✗	3.9
#9	30.01 s	✗	4.7
#10	32.89 s	✓	7.7
#11	36.12 s	✓	8.3



Results for William Stratemeier (on Lane 8)

Shooting Round 1 (Time: 32.23 sec Average: 5.9)

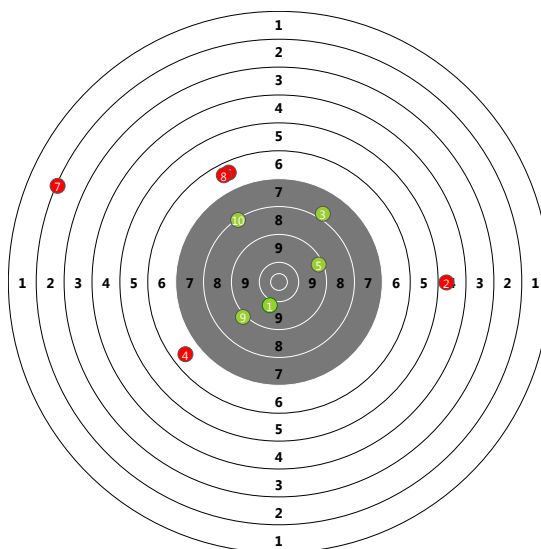
#1	0.00 s	✗	1.1
#2	2.66 s	✗	1.4
#3	5.45 s	✓	8.5
#4	8.06 s	✗	4.3
#5	10.89 s	✗	4.5
#6	13.68 s	✓	8.7
#7	16.38 s	✓	9.7
#8	19.07 s	✗	5.3
#9	21.53 s	✗	5.6
#10	24.47 s	✓	8.1
#11	27.07 s	✗	5.3
#12	29.76 s	✗	6.0
#13	32.23 s	✓	7.9



Running #2 3 min 25,22 sec

Shooting Round 2 (Time: 28.57 sec Average: 7.2)

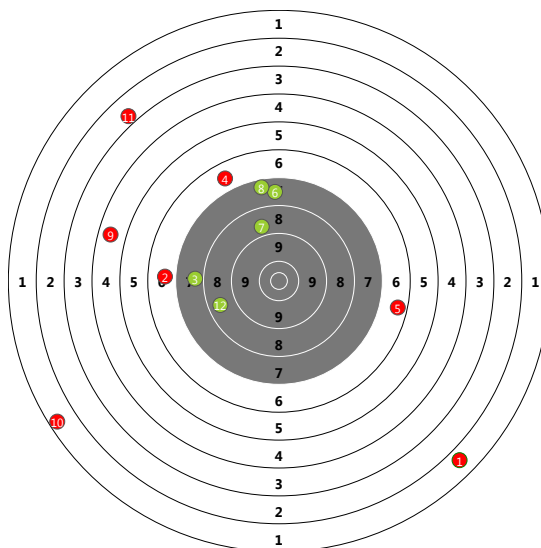
#1	0.00 s	✓	10.1
#2	3.07 s	✗	4.9
#3	6.13 s	✓	8.0
#4	8.93 s	✗	6.7
#5	11.77 s	✓	9.4
#6	17.07 s	✗	6.6
#7	20.33 s	✗	2.3
#8	23.34 s	✗	6.6
#9	25.88 s	✓	9.1
#10	28.57 s	✓	8.3



Running #3 3 min 30,24 sec

Shooting Round 3 (Time: 30.92 sec Average: 6.0)

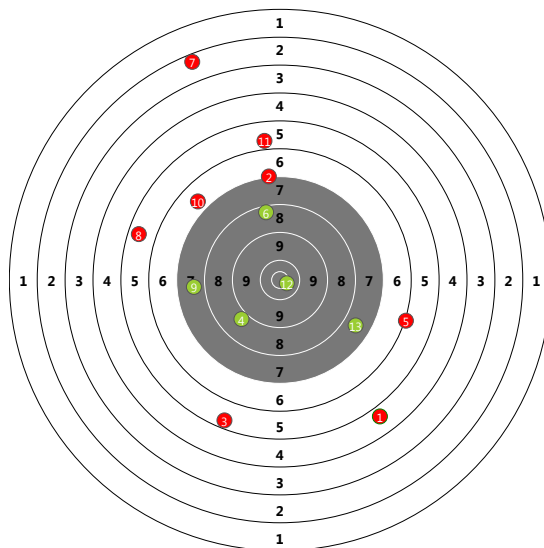
#1	0.00 s	✗	1.8
#2	2.90 s	✗	6.9
#3	5.78 s	✓	7.9
#4	8.41 s	✗	6.8
#5	11.33 s	✗	6.6
#6	14.39 s	✓	7.8
#7	17.27 s	✓	8.9
#8	19.99 s	✓	7.5
#9	22.56 s	✗	4.7
#10	25.17 s	✗	1.5
#11	27.57 s	✗	2.9
#12	30.92 s	✓	8.7



Results for Sophie Curzon (on Lane 9)

Shooting Round 1 (Time: 44.31 sec Average: 6.8)

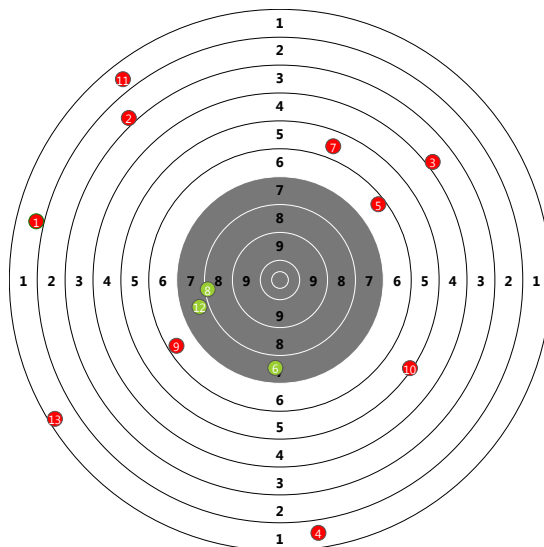
#1	0.00 s	✗	4.9
#2	4.04 s	✗	7.2
#3	8.41 s	✗	5.5
#4	12.63 s	✓	9.0
#5	16.85 s	✗	6.2
#6	20.35 s	✓	8.5
#7	23.58 s	✗	2.5
#8	27.10 s	✗	5.6
#9	30.27 s	✓	7.9
#10	33.68 s	✗	6.9
#11	37.27 s	✗	5.9
#12	40.74 s	✓	10.7
#13	44.31 s	✓	7.8



Running #2 3 min 11,02 sec

Shooting Round 2 (Time: 50.00 sec Average: 4.8)

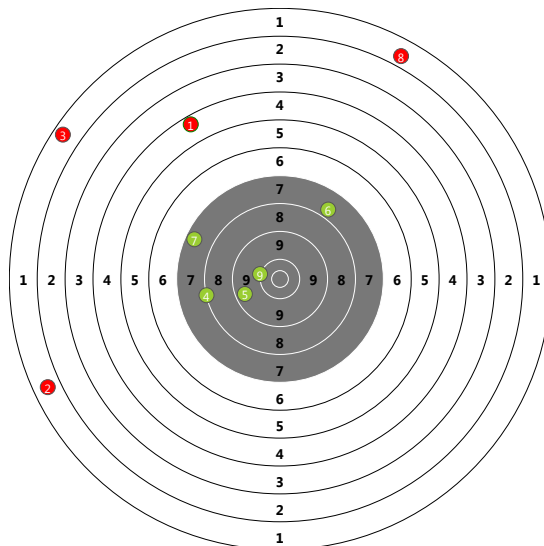
#1	0.00 s	✗	2.0
#2	3.83 s	✗	3.0
#3	7.50 s	✗	4.0
#4	12.09 s	✗	1.8
#5	15.93 s	✗	6.5
#6	19.80 s	✓	7.8
#7	23.29 s	✗	5.8
#8	27.11 s	✓	8.3
#9	30.58 s	✗	6.6
#10	33.96 s	✗	5.3
#11	38.66 s	✗	1.8
#12	42.57 s	✓	7.9
#13	46.60 s	✗	1.5



Running #3 3 min 47,61 sec

Shooting Round 3 (Time: 30.98 sec Average: 5.9)

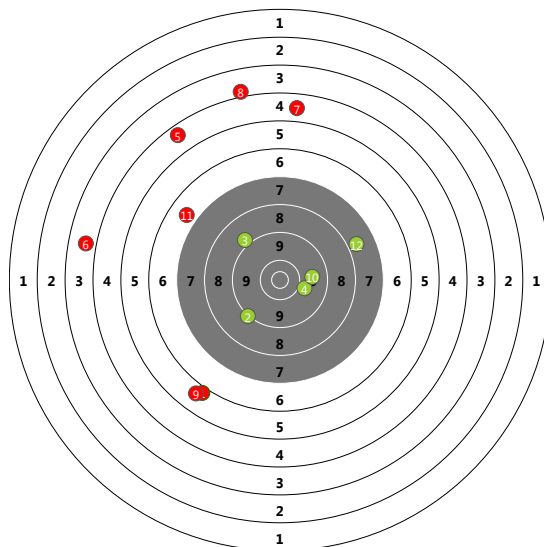
#1	0.00 s	✗	4.5
#2	3.23 s	✗	1.8
#3	7.27 s	✗	1.6
#4	12.21 s	✓	8.2
#5	15.94 s	✓	9.6
#6	19.39 s	✓	7.9
#7	22.95 s	✓	7.6
#8	26.17 s	✗	1.9
#9	30.98 s	✓	10.2



Running #4 3 min 27,21 sec

Shooting Round 4 (Time: 41.66 sec Average: 6.8)

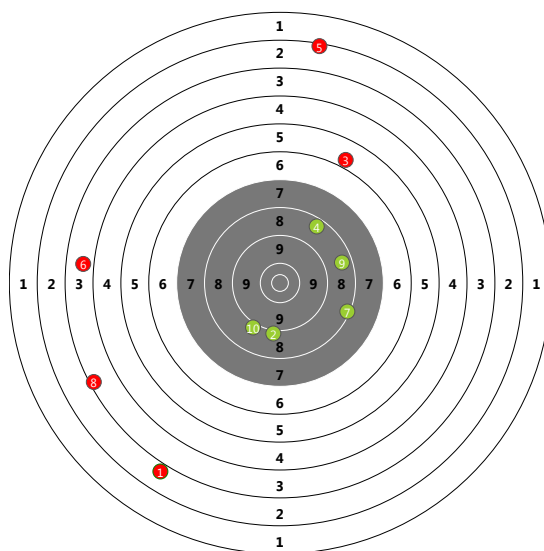
#1	0.00 s	✘	6.0
#2	3.10 s	✔	9.2
#3	6.44 s	✔	9.0
#4	9.72 s	✔	10.0
#5	12.82 s	✘	4.6
#6	15.82 s	✘	3.9
#7	19.42 s	✘	4.8
#8	23.04 s	✘	4.1
#9	30.76 s	✘	5.9
#10	34.40 s	✔	9.8
#11	38.19 s	✘	6.9
#12	41.66 s	✔	7.9



Results for Natalie Lawrence (on Lane 10)

Shooting Round 1 (Time: 29.67 sec Average: 6.2)

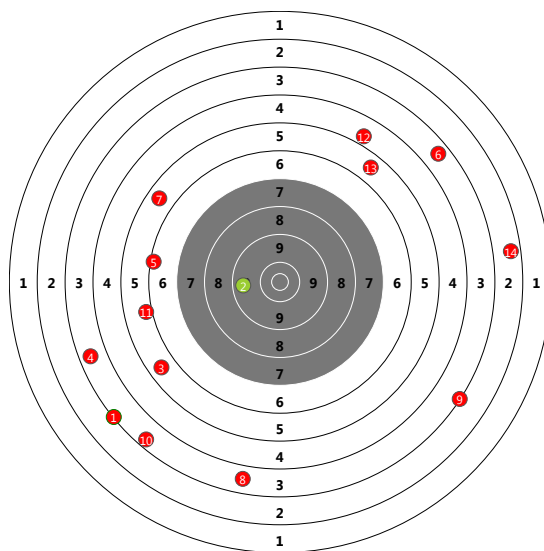
#1	0.00 s	✗	2.9
#2	3.27 s	✓	9.1
#3	6.25 s	✗	5.9
#4	9.27 s	✓	8.5
#5	12.51 s	✗	2.3
#6	16.10 s	✗	3.9
#7	19.51 s	✓	8.3
#8	22.92 s	✗	3.4
#9	26.15 s	✓	8.6
#10	29.67 s	✓	9.1



Running #2 2 min 34,07 sec

Shooting Round 2 (Time: 50.00 sec Average: 4.8)

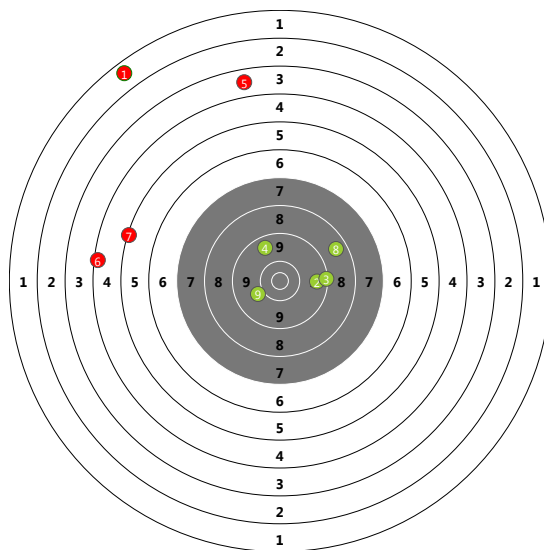
#1	0.00 s	✗	3.3
#2	2.87 s	✓	9.6
#3	8.46 s	✗	5.7
#4	11.58 s	✗	3.7
#5	14.84 s	✗	6.4
#6	18.29 s	✗	3.6
#7	21.71 s	✗	5.7
#8	26.02 s	✗	3.8
#9	29.55 s	✗	3.3
#10	33.05 s	✗	3.5
#11	36.76 s	✗	6.0
#12	40.33 s	✗	4.9
#13	43.86 s	✗	5.7
#14	47.72 s	✗	2.6



Running #3 3 min 16,28 sec

Shooting Round 3 (Time: 34.90 sec Average: 6.9)

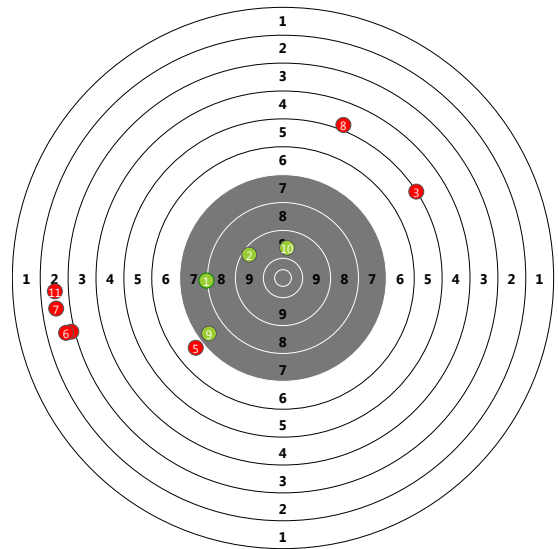
#1	0.00 s	✗	1.6
#2	2.79 s	✓	9.6
#3	5.82 s	✓	9.3
#4	8.66 s	✓	9.6
#5	11.38 s	✗	3.7
#6	21.10 s	✗	4.4
#7	28.01 s	✗	5.3
#8	31.52 s	✓	8.6
#9	34.90 s	✓	10.0



Running #4 2 min 54,13 sec

Shooting Round 4 (Time: 50.00 sec Average: 5.8)

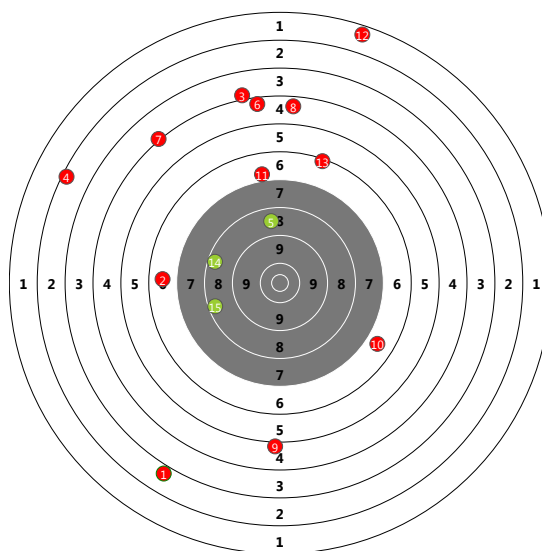
#1	0.00 s	✓	8.2
#2	2.77 s	✓	9.5
#3	17.54 s	✗	5.3
#4	20.37 s	✗	3.1
#5	27.08 s	✗	6.9
#6	29.94 s	✗	2.9
#7	33.14 s	✗	2.7
#8	36.39 s	✗	5.0
#9	39.96 s	✓	7.6
#10	42.74 s	✓	9.9
#11	45.43 s	✗	2.8



Results for Claire Ward (on Lane 11)

Shooting Round 1 (Time: 50.00 sec Average: 5.5)

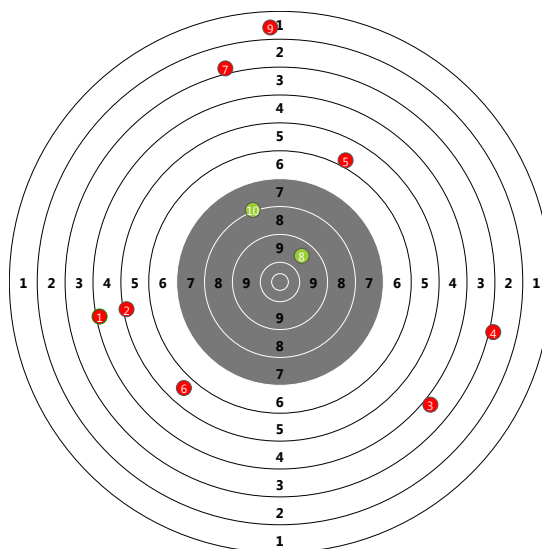
#1	0.00 s	✗	2.9
#2	2.75 s	✗	6.7
#3	5.78 s	✗	4.1
#4	8.74 s	✗	2.4
#5	11.91 s	✓	8.7
#6	14.95 s	✗	4.5
#7	17.63 s	✗	4.2
#8	20.56 s	✗	4.6
#9	23.73 s	✗	5.1
#10	26.92 s	✗	6.8
#11	29.79 s	✗	7.0
#12	32.52 s	✗	1.6
#13	38.62 s	✗	6.3
#14	44.07 s	✓	8.5
#15	46.75 s	✓	8.5



Running #2 3 min 3,20 sec

Shooting Round 2 (Time: 50.00 sec Average: 5.1)

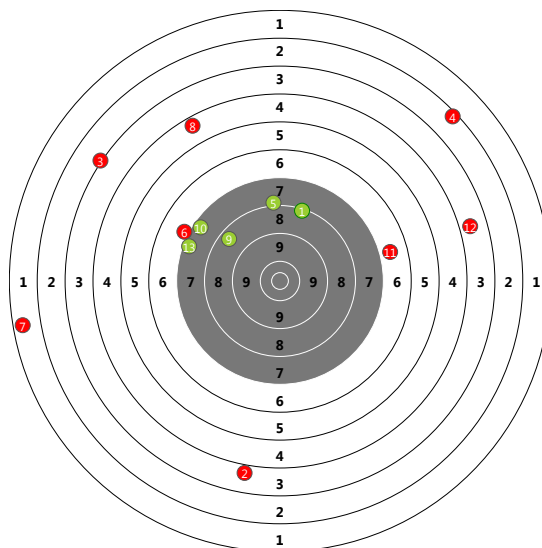
#1	0.00 s	✗	4.4
#2	6.48 s	✗	5.4
#3	9.48 s	✗	4.0
#4	22.44 s	✗	3.1
#5	25.29 s	✗	6.0
#6	28.27 s	✗	5.8
#7	31.11 s	✗	3.0
#8	34.02 s	✓	9.7
#9	36.88 s	✗	1.8
#10	45.22 s	✓	8.2



Running #3 3 min 25,54 sec

Shooting Round 3 (Time: 37.35 sec Average: 5.7)

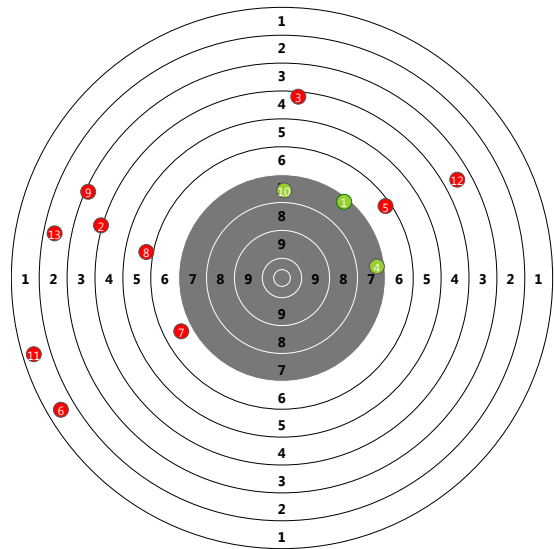
#1	0.00 s	✓	8.3
#2	3.30 s	✗	4.0
#3	9.11 s	✗	3.2
#4	11.85 s	✗	2.4
#5	14.75 s	✓	8.1
#6	17.99 s	✗	7.1
#7	20.70 s	✗	1.6
#8	23.61 s	✗	4.6
#9	26.16 s	✓	8.6
#10	29.01 s	✓	7.5
#11	31.78 s	✗	6.9
#12	34.78 s	✗	3.9
#13	37.35 s	✓	7.5



Running #4 3 min 10,28 sec

Shooting Round 4 (Time: 50.00 sec Average: 4.9)

#1	0.00 s	✓	7.4
#2	6.34 s	✗	4.2
#3	12.25 s	✗	4.4
#4	15.03 s	✓	7.5
#5	17.67 s	✗	6.4
#6	26.14 s	✗	1.7
#7	28.87 s	✗	6.9
#8	31.87 s	✗	6.0
#9	34.64 s	✗	3.3
#10	37.60 s	✓	7.8
#11	40.49 s	✗	1.6
#12	43.23 s	✗	3.7
#13	45.83 s	✗	2.6



Used equipment during competition

In the Solihull Tetrathlon Championships the SmartPLT laser target was used. ShotLight Lamps were used in order to instantly display the hits and misses for all athletes.

All results have been collected using ONE single Laptop computer using the SmartPLT LIVE (COMPETITION Edition) software via a standard Ethernet network.

This report was also generated using the SmartPLT LIVE software - with just one click after the competition.

With the SmartPLT Laser Target you have much more possibilities as shown on this event.

Please visit www.SmartPLT.com for further informations.


The SmartPLT Laser Target



The ShotLight Lamp



The SmartPLT LIVE software



The SmartPLT Laser Target is a brand new target system with a performance never seen before. Please feel free to contact us if you have any questions relating to the used equipment.

email: info@SmartPLT.com

www: <http://www.SmartPLT.com>

All the used equipment was developed and produced by SF Software Solutions

