

**Result of
UIPM Worldcup#2 Kairo, Egypt**

**for
GroupB Qualification Men**

All shooting results were captured using the brand new SmartPLT precision laser target by ALS - Smart Laser Shooting. This recently released new and inventive laser precision target captures UIPM 2015 coded laser shots and is homologated by the UIPM for all competition types. The target has a performance like never seen before. Convince yourself!

For further information please refer to the last page of this document,
visit <http://www.SmartPLT.com> or contact info@SmartPLT.com

[--- www.SmartPLT.com ---](http://www.SmartPLT.com)

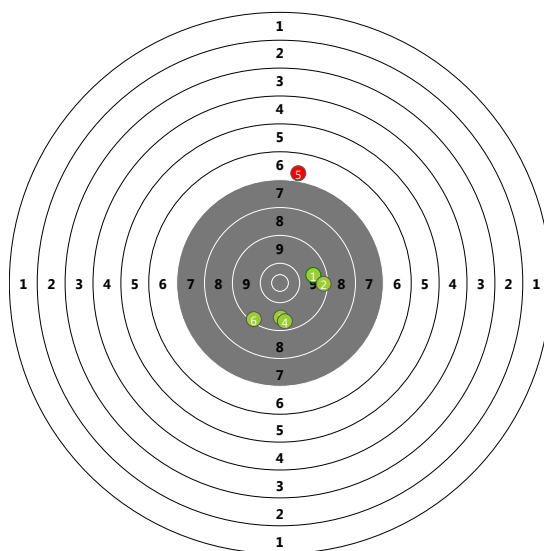
ALS - Smart Laser Shooting is a brand of SF Software Solutions.
We developed, produce and distribute the SmartPLT Precision Laser Target and other shooting equipment for modern pentathlon and other shooting sports.



Results for Christian ZILLEKENS, GER (on Lane 1)

Shooting Round 1 (Time: 11.60 sec Average: 9.1)

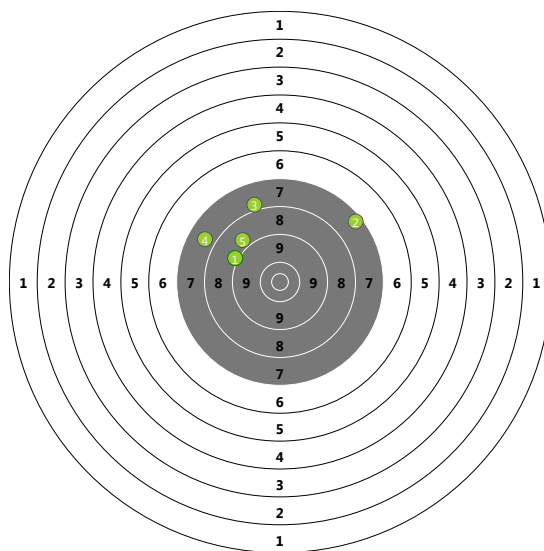
#1	0.00 s	✓	9.7
#2	2.15 s	✓	9.4
#3	4.42 s	✓	9.7
#4	7.08 s	✓	9.6
#5	9.54 s	✗	7.0
#6	11.60 s	✓	9.3



Running #2 2 min 38,83 sec

Shooting Round 2 (Time: 8.66 sec Average: 8.3)

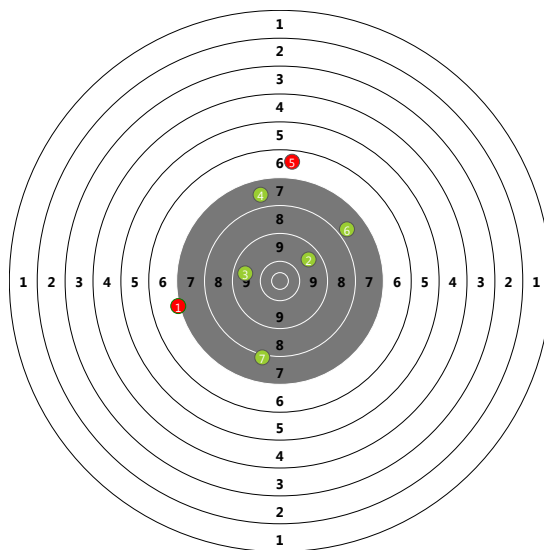
#1	0.00 s	✓	9.1
#2	2.07 s	✓	7.5
#3	4.18 s	✓	8.0
#4	6.40 s	✓	7.9
#5	8.66 s	✓	8.9



Running #3 2 min 37,32 sec

Shooting Round 3 (Time: 12.95 sec Average: 8.1)

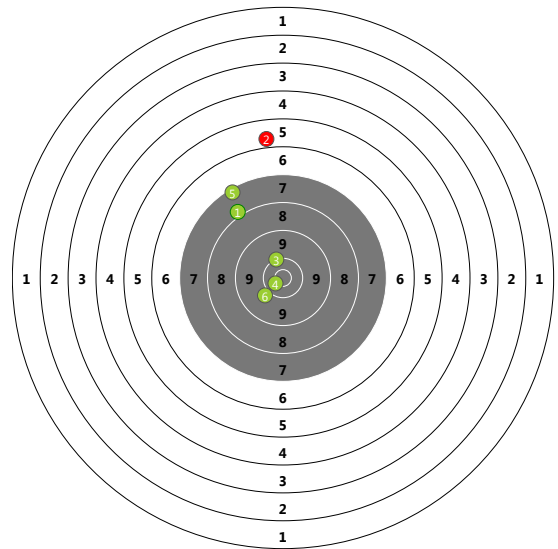
#1	0.00 s	✗	7.2
#2	2.09 s	✓	9.7
#3	4.25 s	✓	9.7
#4	6.27 s	✓	7.8
#5	8.16 s	✗	6.6
#6	10.88 s	✓	7.9
#7	12.95 s	✓	8.1



Running #4 2 min 49,48 sec

Shooting Round 4 (Time: 11.32 sec Average: 8.7)

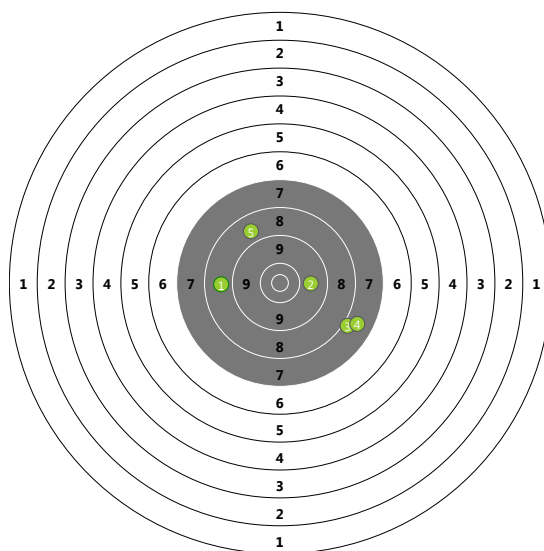
#1	0.00 s	✓	8.1
#2	2.02 s	✗	5.9
#3	4.04 s	✓	10.2
#4	5.93 s	✓	10.6
#5	8.61 s	✓	7.4
#6	11.32 s	✓	10.1



Results for Pavlo TYMOSHCHENKO, UKR (on Lane 2)

Shooting Round 1 (Time: 12.07 sec Average: 8.7)

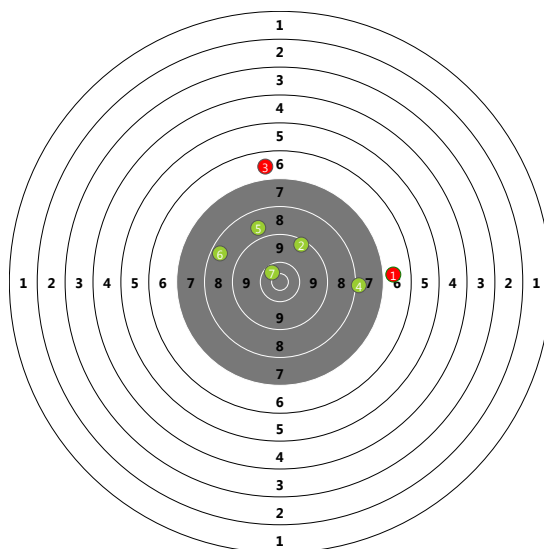
#1	0.00 s	✓	8.8
#2	2.28 s	✓	9.8
#3	7.31 s	✓	8.1
#4	9.56 s	✓	7.8
#5	12.07 s	✓	8.8



Running #2 2 min 40,88 sec

Shooting Round 2 (Time: 13.75 sec Average: 8.5)

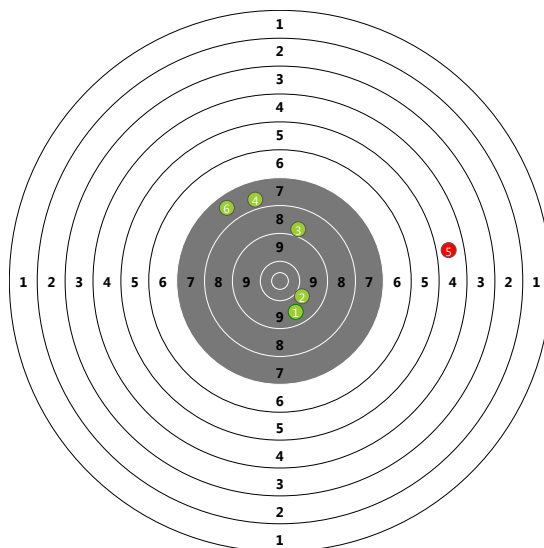
#1	0.00 s	✗	6.9
#2	2.38 s	✓	9.4
#3	4.88 s	✗	6.8
#4	7.04 s	✓	8.1
#5	9.26 s	✓	8.9
#6	11.46 s	✓	8.6
#7	13.75 s	✓	10.5



Running #3 2 min 44,06 sec

Shooting Round 3 (Time: 11.15 sec Average: 8.2)

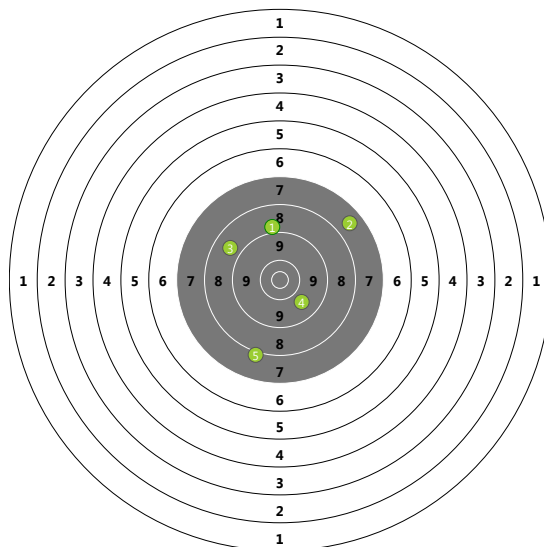
#1	0.00 s	✓	9.7
#2	2.35 s	✓	10.0
#3	4.46 s	✓	9.0
#4	6.74 s	✓	7.9
#5	8.92 s	✗	4.8
#6	11.15 s	✓	7.7



Running #4 2 min 48,54 sec

Shooting Round 4 (Time: 8.99 sec Average: 8.7)

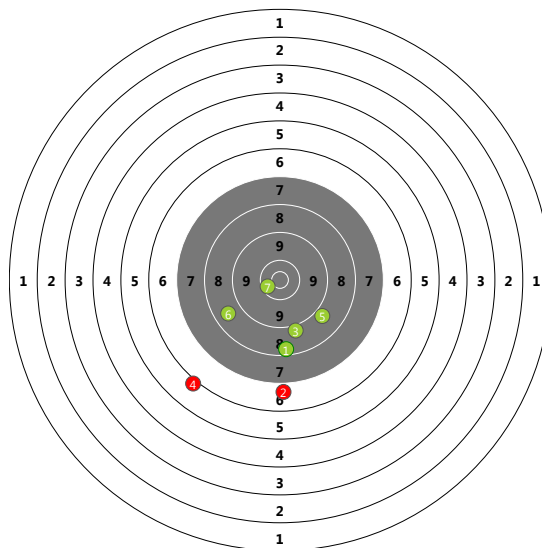
#1	0.00 s	✓	9.0
#2	2.40 s	✓	7.7
#3	4.56 s	✓	8.8
#4	6.84 s	✓	9.8
#5	8.99 s	✓	8.1



Results for Pavel ILYASHENKO, KAZ (on Lane 3)

Shooting Round 1 (Time: 13.10 sec Average: 8.4)

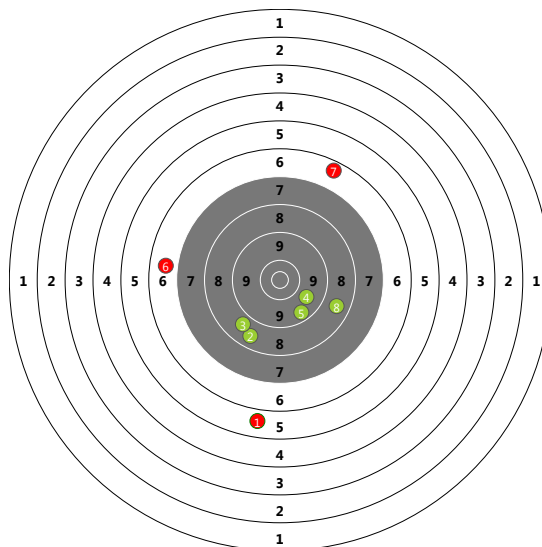
#1	0.00 s	✓	8.5
#2	2.26 s	✗	6.9
#3	4.50 s	✓	9.1
#4	6.74 s	✗	6.1
#5	8.83 s	✓	9.0
#6	10.91 s	✓	8.7
#7	13.10 s	✓	10.4



Running #2 2 min 35,30 sec

Shooting Round 2 (Time: 15.63 sec Average: 8.1)

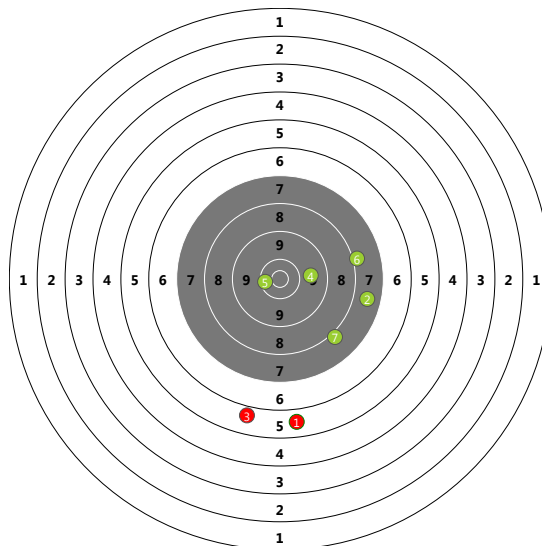
#1	0.00 s	✗	5.8
#2	2.30 s	✓	8.7
#3	4.45 s	✓	8.9
#4	6.42 s	✓	9.8
#5	8.45 s	✓	9.6
#6	10.73 s	✗	6.8
#7	13.11 s	✗	6.6
#8	15.63 s	✓	8.7



Running #3 2 min 44,93 sec

Shooting Round 3 (Time: 13.44 sec Average: 8.0)

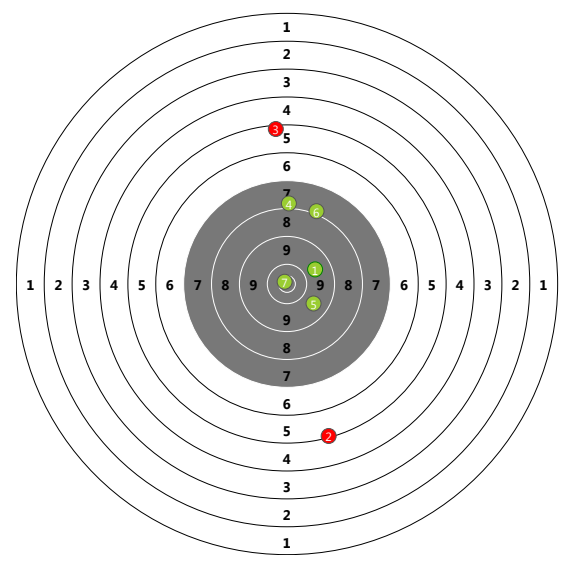
#1	0.00 s	✗	5.8
#2	2.30 s	✓	7.7
#3	4.44 s	✗	5.9
#4	6.73 s	✓	9.8
#5	8.85 s	✓	10.4
#6	11.18 s	✓	8.1
#7	13.44 s	✓	8.1



Running #4 2 min 45,96 sec

Shooting Round 4 (Time: 13.38 sec Average: 8.2)

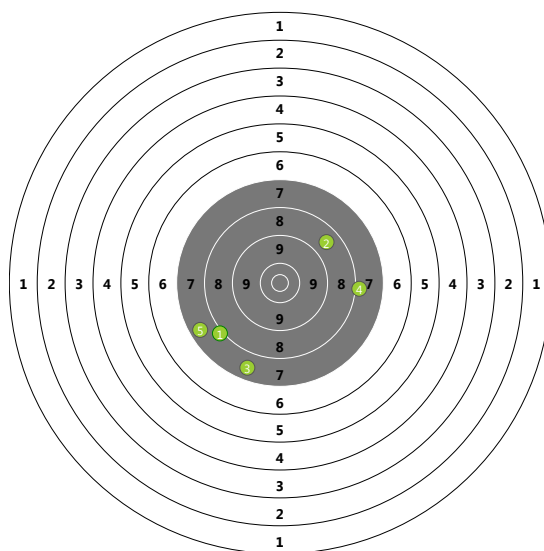
#1	0.00 s	✓	9.8
#2	2.25 s	✗	5.3
#3	4.47 s	✗	5.4
#4	6.59 s	✓	8.1
#5	8.95 s	✓	9.8
#6	11.19 s	✓	8.1
#7	13.38 s	✓	10.8



Results for Oleksandr KOVAL, UKR (on Lane 4)

Shooting Round 1 (Time: 9.86 sec Average: 8.0)

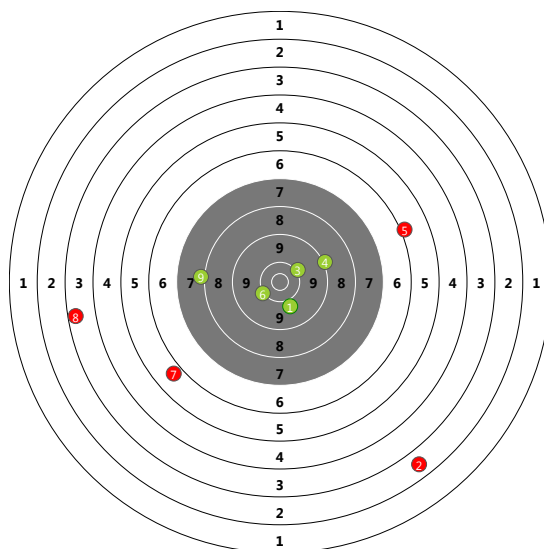
#1	0.00 s	✓	8.1
#2	2.60 s	✓	8.7
#3	4.92 s	✓	7.7
#4	7.46 s	✓	8.1
#5	9.86 s	✓	7.6



Running #2 2 min 26,48 sec

Shooting Round 2 (Time: 19.44 sec Average: 7.3)

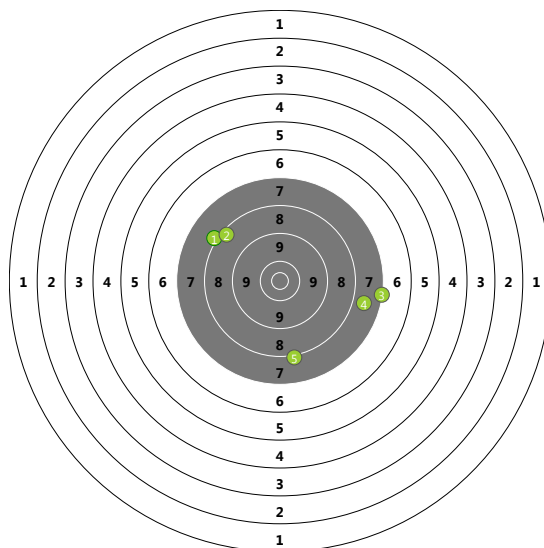
#1	0.00 s	✓	10.0
#2	2.47 s	✗	2.7
#3	4.61 s	✓	10.0
#4	6.92 s	✓	9.2
#5	9.14 s	✗	6.1
#6	11.31 s	✓	10.0
#7	13.73 s	✗	5.9
#8	16.82 s	✗	3.5
#9	19.44 s	✓	8.1



Running #3 2 min 49,86 sec

Shooting Round 3 (Time: 9.80 sec Average: 8.0)

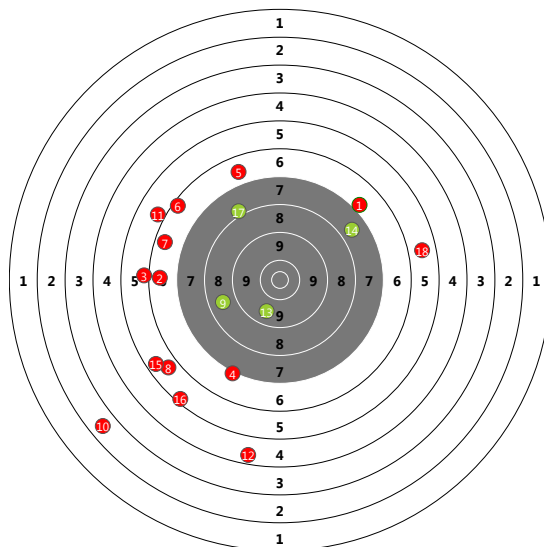
#1	0.00 s	✓	8.1
#2	2.51 s	✓	8.4
#3	4.76 s	✓	7.3
#4	7.17 s	✓	7.8
#5	9.80 s	✓	8.2



Running #4 2 min 4,51 sec

Shooting Round 4 (Time: 50.00 sec Average: 6.5)

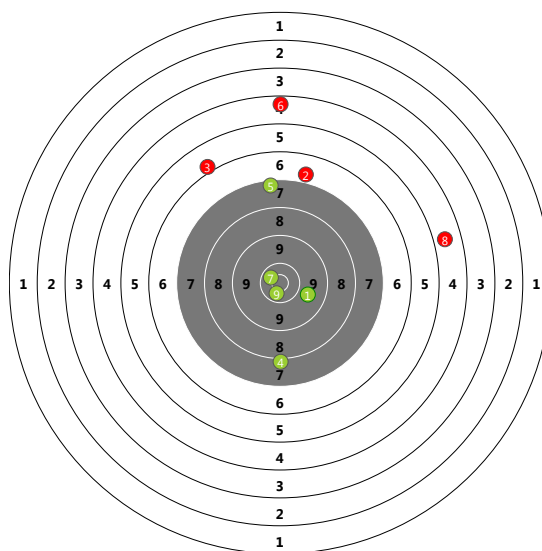
#1	0.00 s	✘	7.0	#16	40.61 s	✘	5.4
#2	2.26 s	✘	6.6	#17	46.35 s	✔	8.1
#3	4.42 s	✘	6.1	#18	49.00 s	✘	5.7
#4	6.77 s	✘	7.2				
#5	9.07 s	✘	6.8				
#6	11.67 s	✘	6.4				
#7	14.00 s	✘	6.6				
#8	16.79 s	✘	5.9				
#9	19.27 s	✔	8.8				
#10	22.14 s	✘	2.7				
#11	24.81 s	✘	6.0				
#12	27.26 s	✘	4.6				
#13	29.89 s	✔	9.7				
#14	32.41 s	✔	7.8				
#15	37.97 s	✘	5.6				



Results for Alexandre DAELLENBACH, SUI (on Lane 5)

Shooting Round 1 (Time: 18.36 sec Average: 7.6)

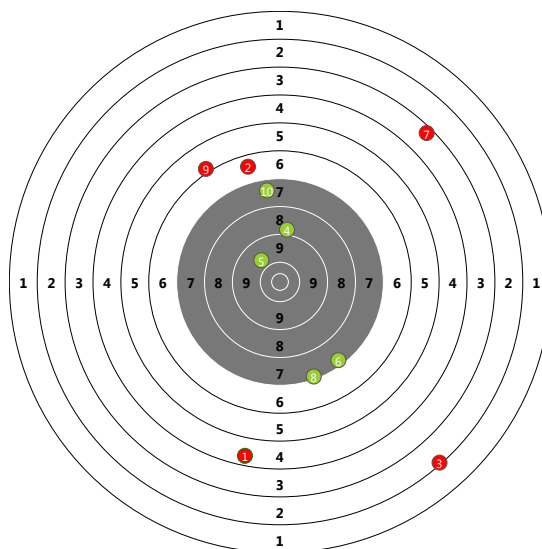
#1	0.00 s	✓	9.9
#2	1.98 s	✗	6.9
#3	4.00 s	✗	6.0
#4	7.77 s	✓	8.1
#5	9.93 s	✓	7.4
#6	12.17 s	✗	4.5
#7	14.20 s	✓	10.6
#8	16.25 s	✗	4.8
#9	18.36 s	✓	10.6



Running #2 2 min 31,89 sec

Shooting Round 2 (Time: 18.76 sec Average: 6.5)

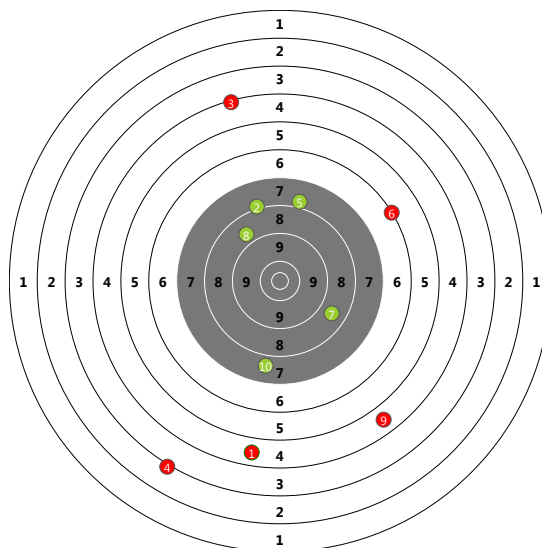
#1	0.00 s	✗	4.6
#2	2.13 s	✗	6.7
#3	4.16 s	✗	2.3
#4	7.01 s	✓	9.1
#5	8.99 s	✓	9.9
#6	10.87 s	✓	7.4
#7	12.81 s	✗	3.5
#8	14.76 s	✓	7.3
#9	16.73 s	✗	6.1
#10	18.76 s	✓	7.6



Running #3 2 min 36,55 sec

Shooting Round 3 (Time: 17.30 sec Average: 6.5)

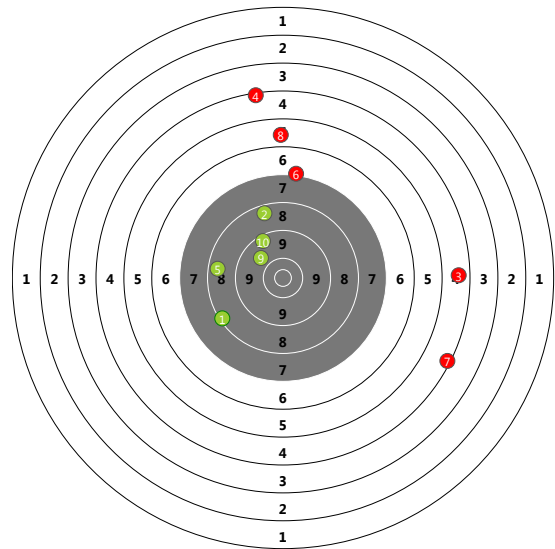
#1	0.00 s	✗	4.7
#2	2.08 s	✓	8.2
#3	4.07 s	✗	4.3
#4	5.95 s	✗	3.2
#5	7.89 s	✓	8.0
#6	9.72 s	✗	6.3
#7	11.62 s	✓	8.8
#8	13.57 s	✓	8.9
#9	15.52 s	✗	4.7
#10	17.30 s	✓	7.9



Running #4 2 min 41,17 sec

Shooting Round 4 (Time: 18.18 sec Average: 7.1)

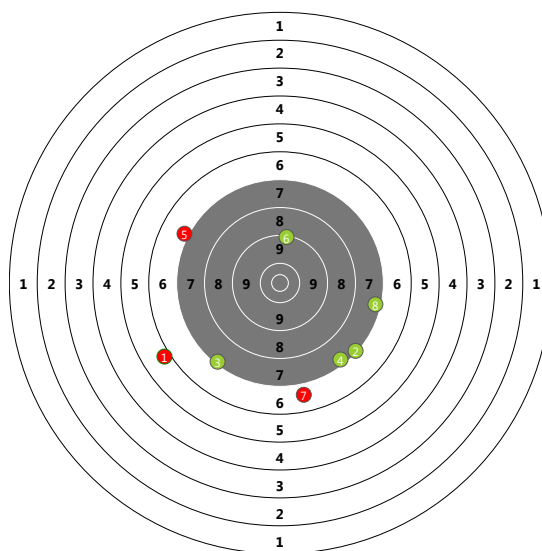
#1	0.00 s	✓	8.3
#2	2.47 s	✓	8.5
#3	4.38 s	✗	4.6
#4	6.24 s	✗	4.3
#5	8.26 s	✓	8.6
#6	10.17 s	✗	7.2
#7	12.21 s	✗	4.3
#8	14.19 s	✗	5.8
#9	16.21 s	✓	9.9
#10	18.18 s	✓	9.4



Results for Kirill KASYANIK, BLR (on Lane 6)

Shooting Round 1 (Time: 15.25 sec Average: 7.4)

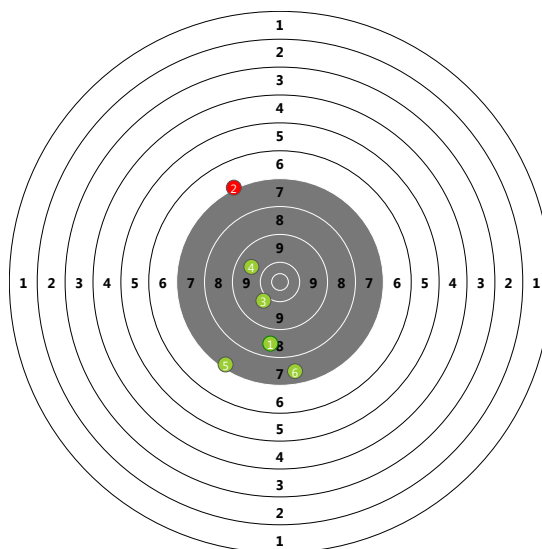
#1	0.00 s	✗	6.0
#2	2.36 s	✓	7.3
#3	4.59 s	✓	7.3
#4	6.73 s	✓	7.5
#5	8.88 s	✗	7.1
#6	10.84 s	✓	9.3
#7	12.95 s	✗	6.9
#8	15.25 s	✓	7.4



Running #2 2 min 39,04 sec

Shooting Round 2 (Time: 11.20 sec Average: 8.5)

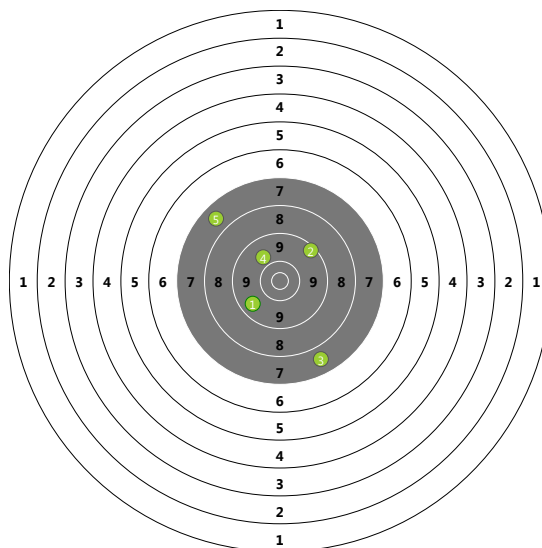
#1	0.00 s	✓	8.7
#2	2.49 s	✗	7.2
#3	4.70 s	✓	10.1
#4	6.85 s	✓	9.8
#5	8.94 s	✓	7.4
#6	11.20 s	✓	7.7



Running #3 2 min 43,50 sec

Shooting Round 3 (Time: 8.83 sec Average: 8.9)

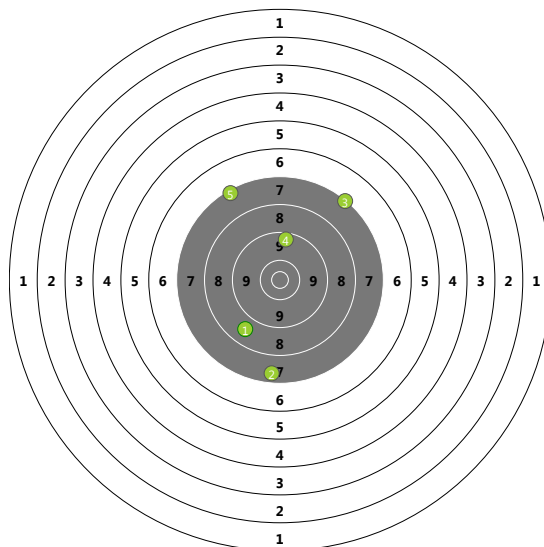
#1	0.00 s	✓	9.7
#2	2.34 s	✓	9.4
#3	4.55 s	✓	7.8
#4	6.64 s	✓	9.9
#5	8.83 s	✓	7.7



Running #4 2 min 45,41 sec

Shooting Round 4 (Time: 8.39 sec Average: 8.1)

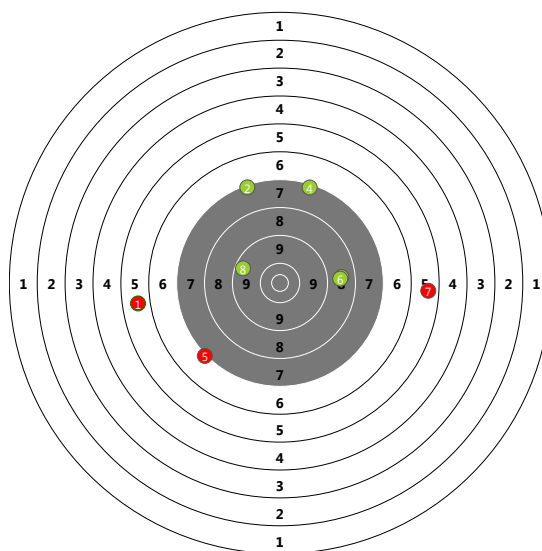
#1	0.00 s	✓	8.8
#2	2.20 s	✓	7.6
#3	4.38 s	✓	7.3
#4	6.36 s	✓	9.5
#5	8.39 s	✓	7.4



Results for Hikaru SHIMANO, JPN (on Lane 7)

Shooting Round 1 (Time: 15.44 sec Average: 7.5)

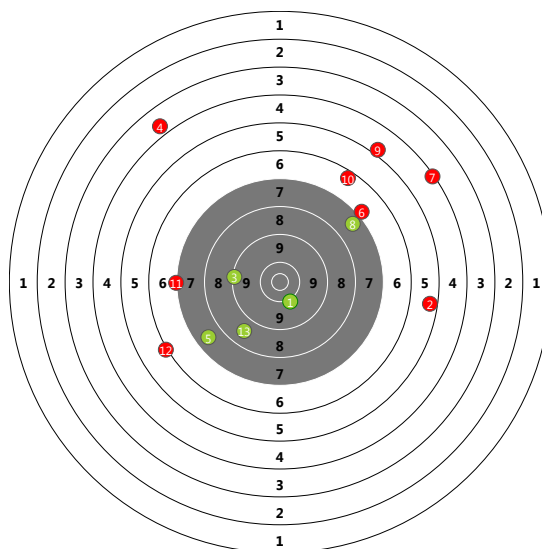
#1	0.00 s	✗	5.8
#2	2.37 s	✓	7.3
#3	4.58 s	✓	8.7
#4	6.62 s	✓	7.4
#5	8.63 s	✗	7.2
#6	10.86 s	✓	8.8
#7	12.97 s	✗	5.6
#8	15.44 s	✓	9.5



Running #2 2 min 23,52 sec

Shooting Round 2 (Time: 27.17 sec Average: 6.9)

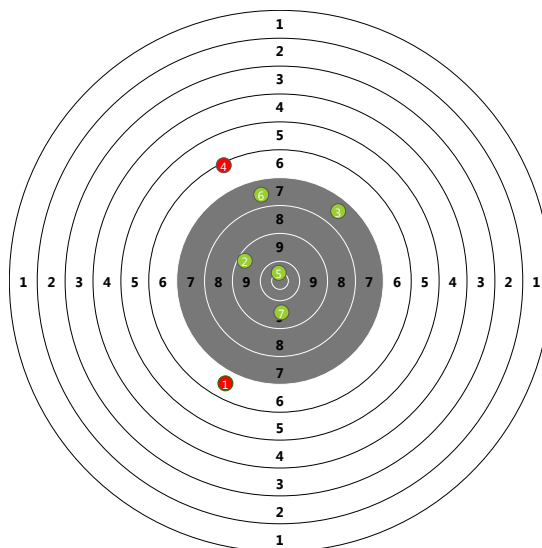
#1	0.00 s	✓	10.2
#2	2.04 s	✗	5.5
#3	4.34 s	✓	9.3
#4	6.82 s	✗	3.9
#5	8.82 s	✓	7.7
#6	10.91 s	✗	7.1
#7	12.89 s	✗	4.3
#8	14.91 s	✓	7.6
#9	16.96 s	✗	5.1
#10	19.50 s	✗	6.5
#11	22.72 s	✗	7.2
#12	25.11 s	✗	6.2
#13	27.17 s	✓	8.8



Running #3 2 min 50,39 sec

Shooting Round 3 (Time: 13.49 sec Average: 8.4)

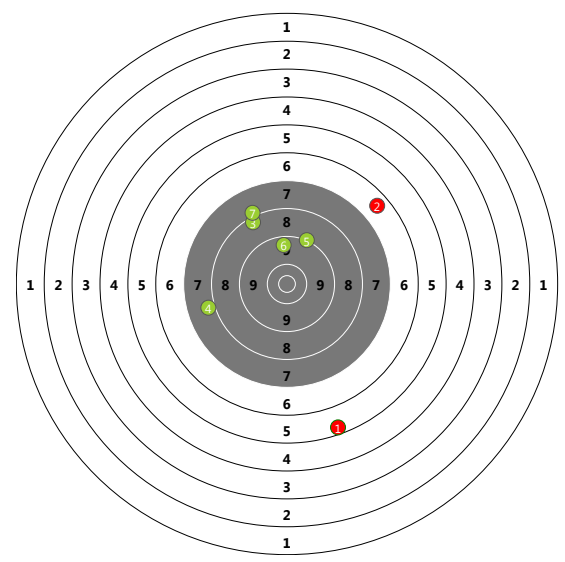
#1	0.00 s	✗	6.8
#2	2.52 s	✓	9.5
#3	4.83 s	✓	7.7
#4	6.94 s	✗	6.3
#5	9.14 s	✓	10.7
#6	11.40 s	✓	7.8
#7	13.49 s	✓	9.8



Running #4 2 min 43,67 sec

Shooting Round 4 (Time: 13.35 sec Average: 7.9)

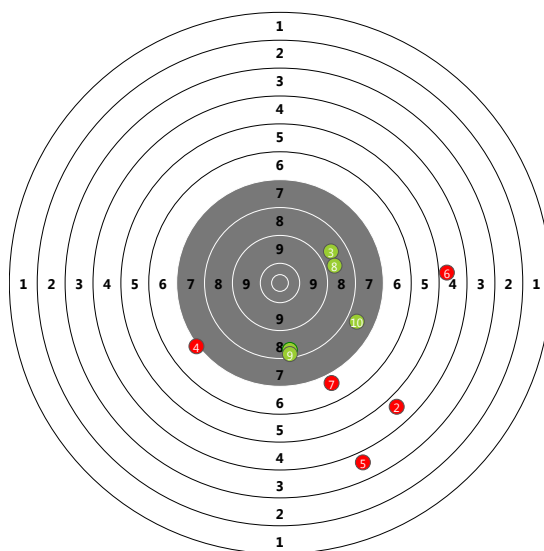
#1	0.00 s	✘	5.5
#2	2.41 s	✘	6.7
#3	4.60 s	✔	8.4
#4	6.98 s	✔	8.0
#5	9.02 s	✔	9.2
#6	11.21 s	✔	9.5
#7	13.35 s	✔	8.1



Results for Danil KALIMULLIN, RUS (on Lane 8)

Shooting Round 1 (Time: 23.01 sec Average: 7.0)

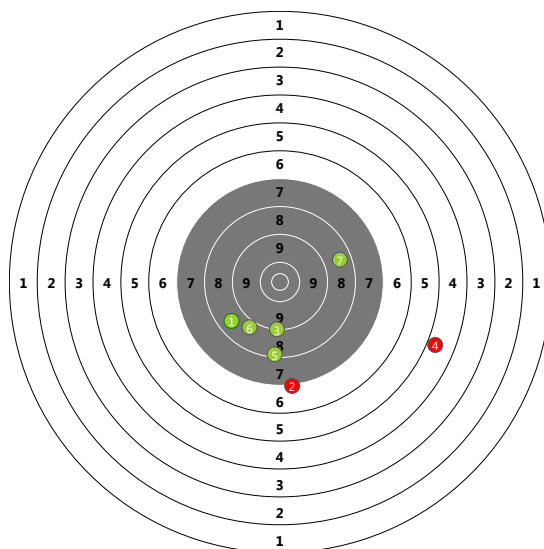
#1	0.00 s	✓	8.5
#2	2.51 s	✗	4.8
#3	4.90 s	✓	8.8
#4	7.42 s	✗	7.2
#5	9.96 s	✗	3.9
#6	12.46 s	✗	5.0
#7	15.13 s	✗	6.9
#8	17.70 s	✓	8.9
#9	20.31 s	✓	8.4
#10	23.01 s	✓	7.9



Running #2 2 min 47,99 sec

Shooting Round 2 (Time: 15.21 sec Average: 8.0)

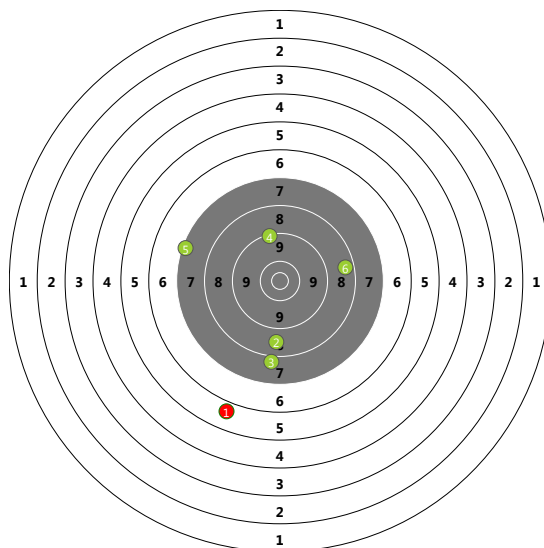
#1	0.00 s	✓	8.7
#2	2.45 s	✗	7.2
#3	4.92 s	✓	9.2
#4	7.22 s	✗	4.9
#5	9.78 s	✓	8.3
#6	12.46 s	✓	9.0
#7	15.21 s	✓	8.7



Running #3 2 min 44,22 sec

Shooting Round 3 (Time: 11.88 sec Average: 8.0)

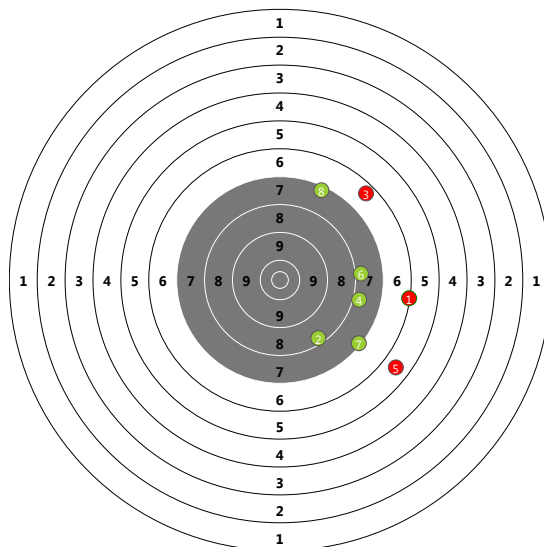
#1	0.00 s	✗	5.9
#2	2.40 s	✓	8.8
#3	4.58 s	✓	8.0
#4	6.91 s	✓	9.3
#5	9.41 s	✓	7.4
#6	11.88 s	✓	8.6



Running #4 2 min 41,25 sec

Shooting Round 4 (Time: 17.60 sec Average: 7.2)

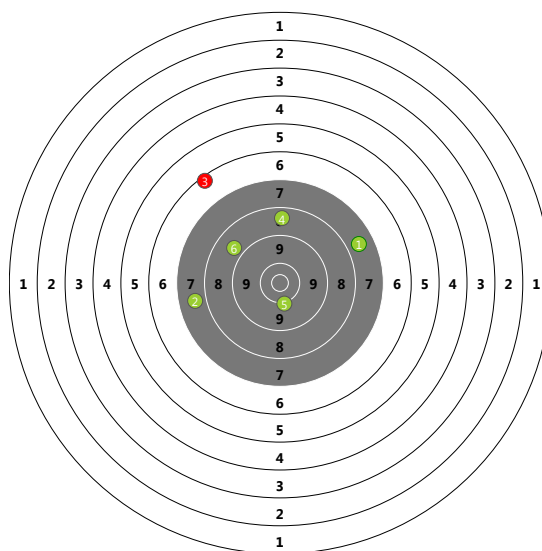
#1	0.00 s	✘	6.3
#2	2.49 s	✔	8.5
#3	4.86 s	✘	6.6
#4	7.43 s	✔	8.0
#5	9.89 s	✘	5.7
#6	12.31 s	✔	8.0
#7	15.00 s	✔	7.3
#8	17.60 s	✔	7.4



Results for Gustav GUSTENAU, AUT (on Lane 9)

Shooting Round 1 (Time: 10.86 sec Average: 8.3)

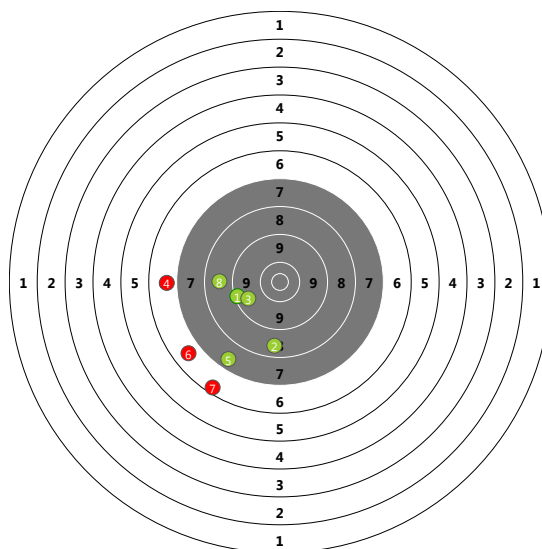
#1	0.00 s	✓	7.8
#2	2.17 s	✓	7.8
#3	4.33 s	✗	6.4
#4	6.55 s	✓	8.6
#5	8.80 s	✓	10.2
#6	10.86 s	✓	8.9



Running #2 2 min 37,91 sec

Shooting Round 2 (Time: 14.29 sec Average: 8.0)

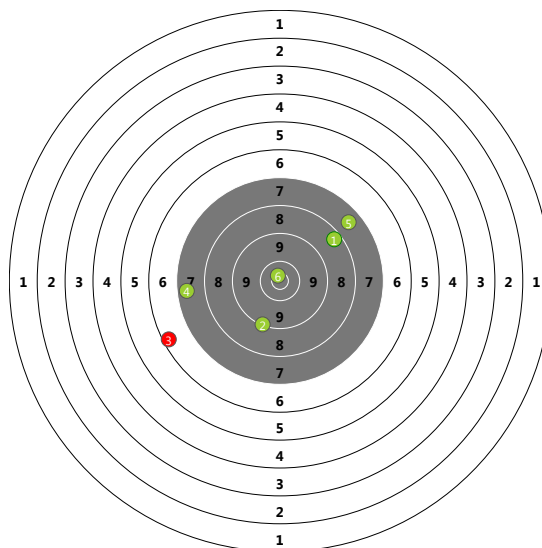
#1	0.00 s	✓	9.3
#2	2.17 s	✓	8.7
#3	4.06 s	✓	9.7
#4	6.10 s	✗	6.9
#5	8.14 s	✓	7.6
#6	10.15 s	✗	6.8
#7	12.27 s	✗	6.5
#8	14.29 s	✓	8.8



Running #3 2 min 49,44 sec

Shooting Round 3 (Time: 11.39 sec Average: 8.4)

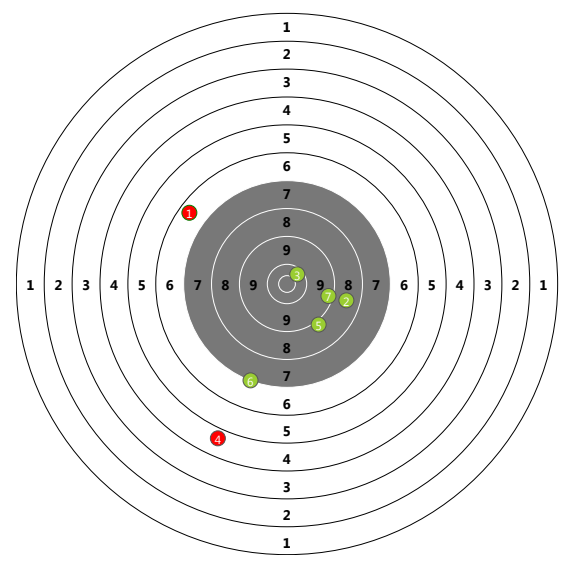
#1	0.00 s	✓	8.5
#2	2.21 s	✓	9.3
#3	4.33 s	✗	6.4
#4	6.58 s	✓	7.6
#5	9.21 s	✓	7.7
#6	11.39 s	✓	10.7



Running #4 2 min 49,83 sec

Shooting Round 4 (Time: 15.17 sec Average: 8.1)

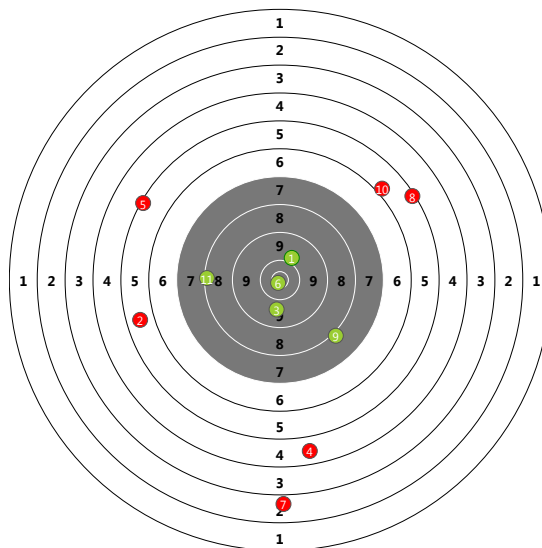
#1	0.00 s	✘	6.6
#2	2.16 s	✔	8.7
#3	6.43 s	✔	10.4
#4	8.61 s	✘	4.9
#5	10.78 s	✔	9.1
#6	12.99 s	✔	7.3
#7	15.17 s	✔	9.4



Results for Eslam HAMAD, EGY (on Lane 10)

Shooting Round 1 (Time: 23.01 sec Average: 7.0)

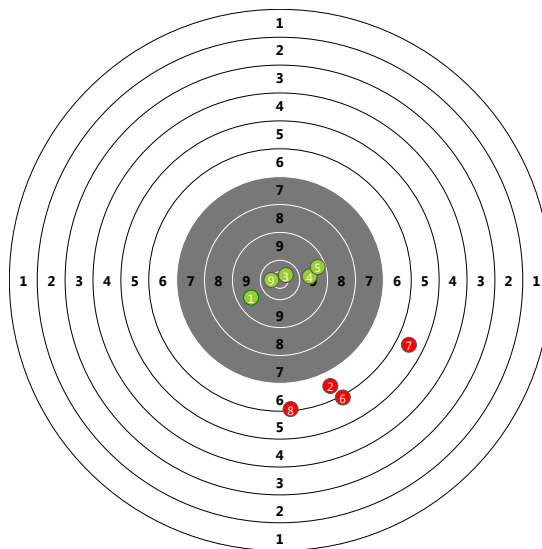
#1	0.00 s	✓	10.1
#2	2.49 s	✗	5.7
#3	4.74 s	✓	9.9
#4	6.91 s	✗	4.7
#5	9.27 s	✗	5.3
#6	11.19 s	✓	10.8
#7	13.68 s	✗	2.9
#8	15.95 s	✗	5.3
#9	18.86 s	✓	8.1
#10	21.07 s	✗	6.0
#11	23.01 s	✓	8.3



Running #2 2 min 40,28 sec

Shooting Round 2 (Time: 18.71 sec Average: 8.4)

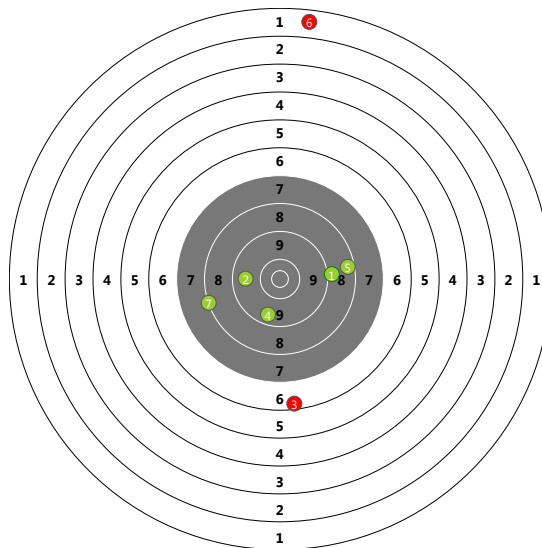
#1	0.00 s	✓	9.7
#2	2.42 s	✗	6.7
#3	4.91 s	✓	10.7
#4	7.41 s	✓	9.9
#5	9.59 s	✓	9.5
#6	11.83 s	✗	6.2
#7	14.08 s	✗	5.8
#8	16.42 s	✗	6.3
#9	18.71 s	✓	10.6



Running #3 2 min 43,19 sec

Shooting Round 3 (Time: 12.35 sec Average: 7.6)

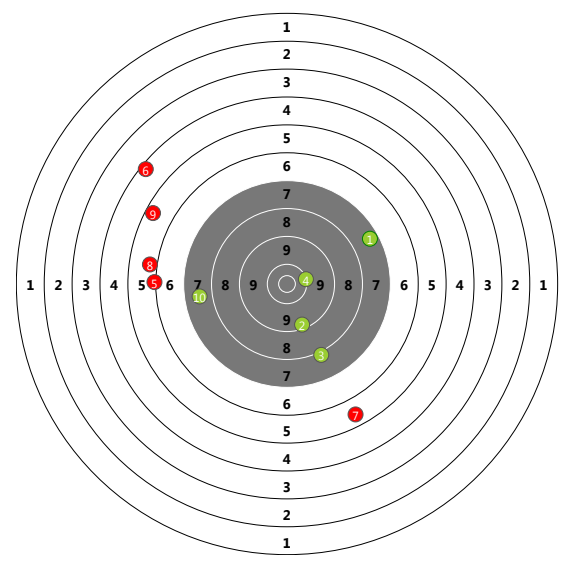
#1	0.00 s	✓	9.1
#2	2.11 s	✓	9.7
#3	4.28 s	✗	6.5
#4	6.35 s	✓	9.6
#5	8.29 s	✓	8.5
#6	10.07 s	✗	1.7
#7	12.35 s	✓	8.3



Running #4 2 min 30,76 sec

Shooting Round 4 (Time: 23.63 sec Average: 7.1)

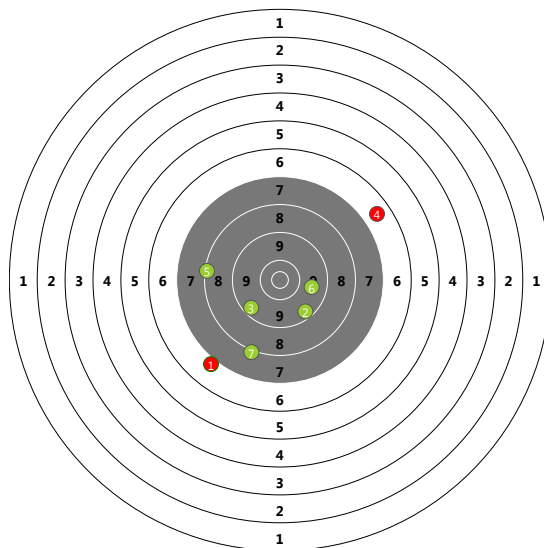
#1	0.00 s	✓	7.6
#2	2.37 s	✓	9.4
#3	4.72 s	✓	8.1
#4	8.27 s	✓	10.2
#5	10.87 s	✗	6.2
#6	13.57 s	✗	4.4
#7	16.08 s	✗	5.7
#8	18.53 s	✗	6.0
#9	20.97 s	✗	5.5
#10	23.63 s	✓	7.8



Results for Vladislav SUKHAREV, KAZ (on Lane 11)

Shooting Round 1 (Time: 12.78 sec Average: 8.4)

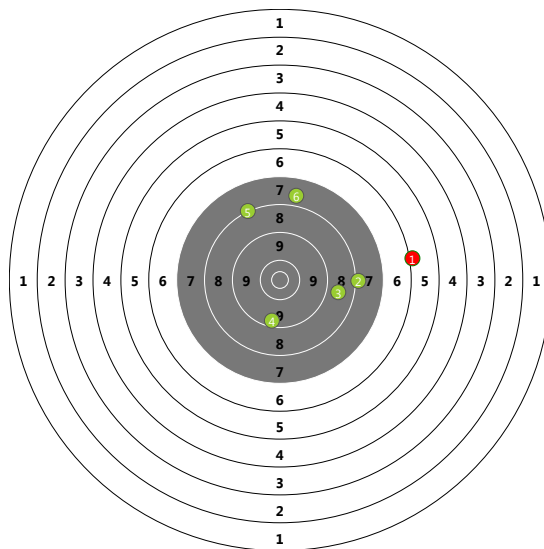
#1	0.00 s	✘	7.0
#2	2.31 s	✔	9.5
#3	4.49 s	✔	9.5
#4	6.66 s	✘	6.7
#5	8.88 s	✔	8.3
#6	10.80 s	✔	9.8
#7	12.78 s	✔	8.2



Running #2 2 min 37,08 sec

Shooting Round 2 (Time: 10.59 sec Average: 8.1)

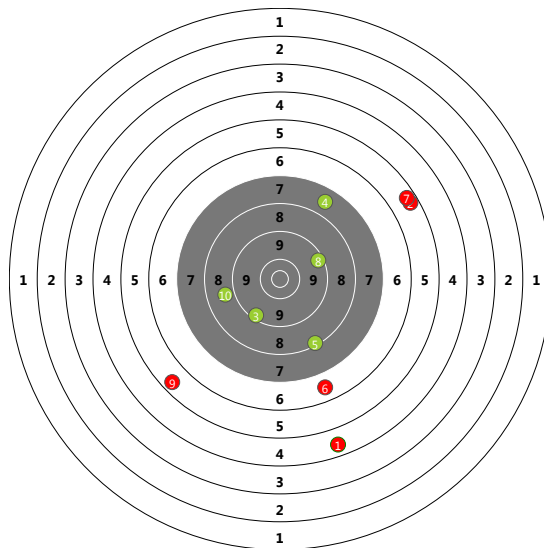
#1	0.00 s	✘	6.1
#2	2.19 s	✔	8.1
#3	4.21 s	✔	8.8
#4	6.38 s	✔	9.5
#5	8.39 s	✔	8.2
#6	10.59 s	✔	7.9



Running #3 2 min 33,53 sec

Shooting Round 3 (Time: 18.58 sec Average: 7.2)

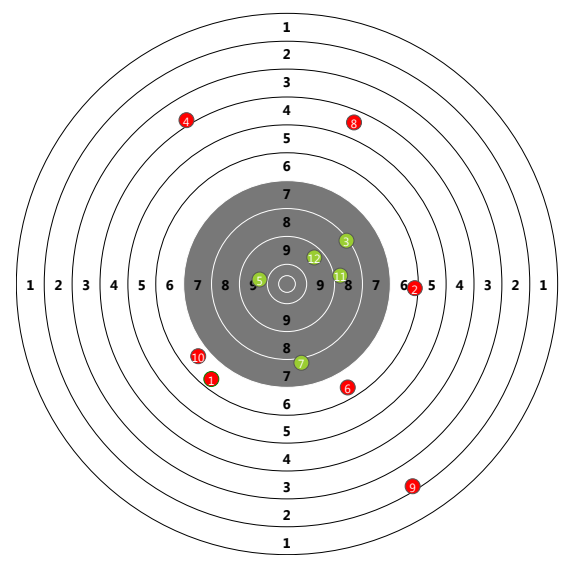
#1	0.00 s	✘	4.7
#2	2.32 s	✘	5.5
#3	4.41 s	✔	9.4
#4	6.42 s	✔	7.7
#5	8.49 s	✔	8.3
#6	10.40 s	✘	6.7
#7	12.39 s	✘	5.6
#8	14.51 s	✔	9.4
#9	16.58 s	✘	5.6
#10	18.58 s	✔	8.9



Running #4 2 min 38,25 sec

Shooting Round 4 (Time: 23.25 sec Average: 6.9)

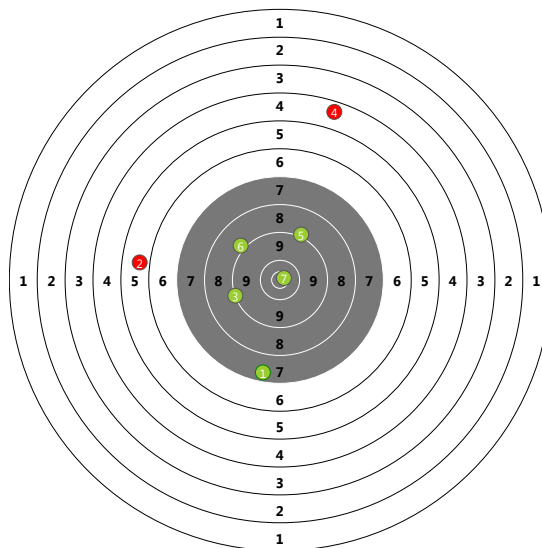
#1	0.00 s	✘	6.6
#2	2.19 s	✘	6.4
#3	4.26 s	✔	8.3
#4	6.42 s	✘	4.1
#5	8.34 s	✔	10.0
#6	10.21 s	✘	6.6
#7	12.27 s	✔	8.1
#8	14.31 s	✘	4.7
#9	16.61 s	✘	2.4
#10	18.89 s	✘	6.8
#11	21.02 s	✔	9.0
#12	23.25 s	✔	9.6



Results for Fabian LIEBIG, GER (on Lane 12)

Shooting Round 1 (Time: 13.47 sec Average: 8.1)

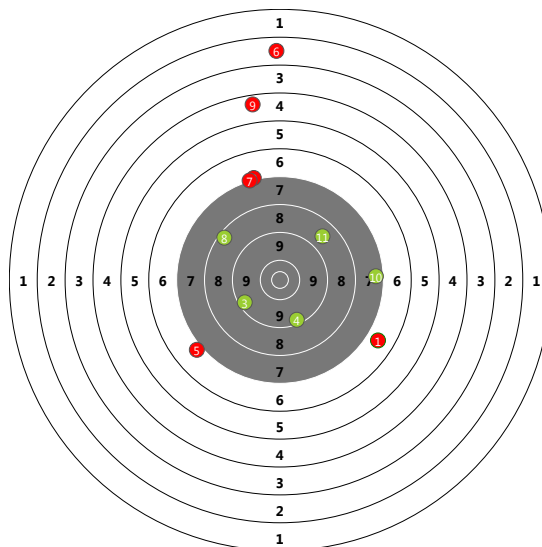
#1	0.00 s	✓	7.6
#2	2.07 s	✗	5.9
#3	4.46 s	✓	9.3
#4	6.50 s	✗	4.6
#5	8.86 s	✓	9.2
#6	11.22 s	✓	9.1
#7	13.47 s	✓	10.8



Running #2 2 min 21,59 sec

Shooting Round 2 (Time: 24.66 sec Average: 7.2)

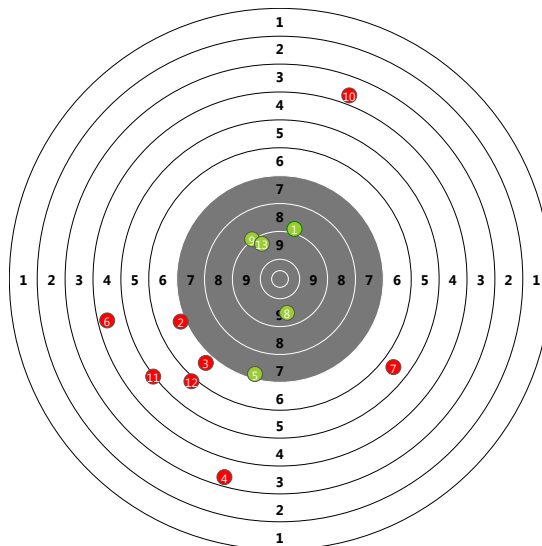
#1	0.00 s	✗	6.8
#2	2.42 s	✗	7.2
#3	4.81 s	✓	9.5
#4	6.91 s	✓	9.4
#5	9.05 s	✗	7.1
#6	11.07 s	✗	2.7
#7	15.67 s	✗	7.2
#8	17.78 s	✓	8.4
#9	19.89 s	✗	4.6
#10	22.38 s	✓	7.5
#11	24.66 s	✓	8.8



Running #3 2 min 27,01 sec

Shooting Round 3 (Time: 29.57 sec Average: 6.8)

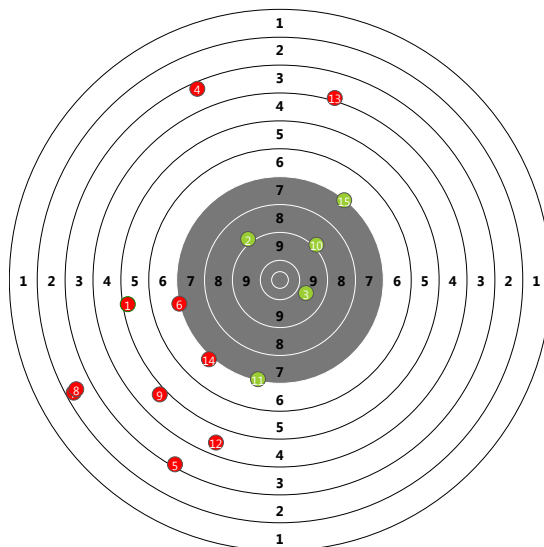
#1	0.00 s	✓	9.1
#2	2.10 s	✗	7.1
#3	4.14 s	✗	6.9
#4	6.36 s	✗	3.6
#5	8.54 s	✓	7.4
#6	10.61 s	✗	4.6
#7	12.86 s	✗	5.8
#8	15.07 s	✓	9.7
#9	17.28 s	✓	9.2
#10	19.39 s	✗	3.9
#11	24.40 s	✗	5.2
#12	26.88 s	✗	6.1
#13	29.57 s	✓	9.5



Running #4 2 min 30,88 sec

Shooting Round 4 (Time: 33.48 sec Average: 5.9)

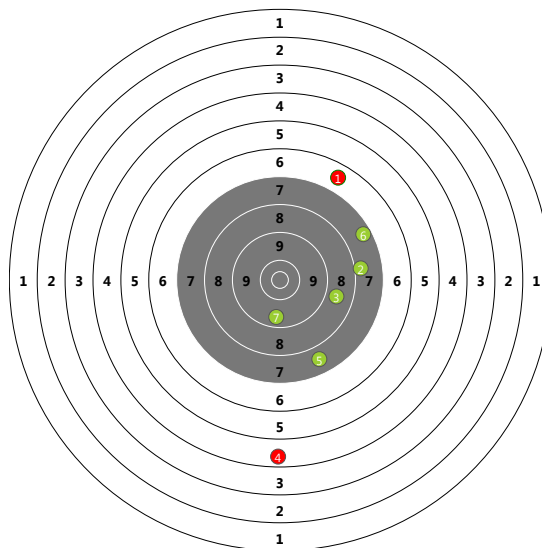
#1	0.00 s	✘	5.4
#2	2.41 s	✔	9.1
#3	4.58 s	✔	9.9
#4	7.22 s	✘	3.5
#5	9.44 s	✘	3.3
#6	11.87 s	✘	7.2
#7	14.43 s	✘	2.5
#8	17.29 s	✘	2.7
#9	19.57 s	✘	5.0
#10	22.23 s	✔	9.1
#11	24.62 s	✔	7.3
#12	26.76 s	✘	4.7
#13	28.81 s	✘	4.1
#14	30.96 s	✘	7.1
#15	33.48 s	✔	7.3



Results for Pavel TSIKHANAU, BLR (on Lane 13)

Shooting Round 1 (Time: 15.75 sec Average: 7.6)

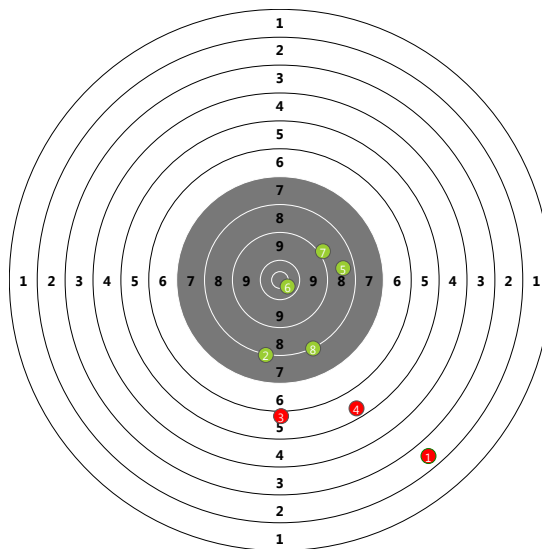
#1	0.00 s	✗	6.7
#2	2.56 s	✓	8.0
#3	5.20 s	✓	8.8
#4	8.14 s	✗	4.6
#5	10.58 s	✓	7.8
#6	13.14 s	✓	7.5
#7	15.75 s	✓	9.6



Running #2 2 min 31,36 sec

Shooting Round 2 (Time: 18.15 sec Average: 7.4)

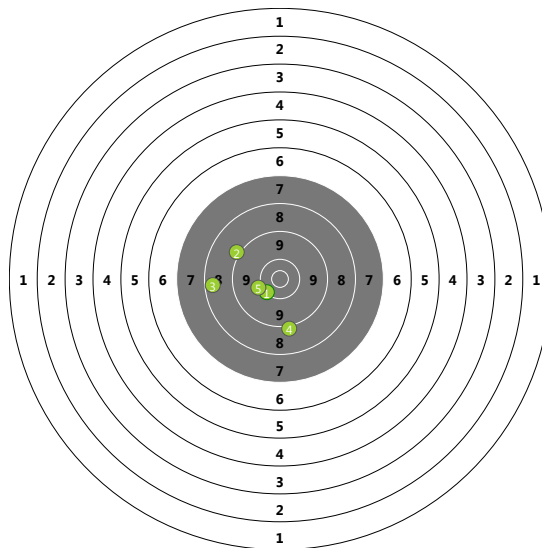
#1	0.00 s	✗	2.7
#2	2.72 s	✓	8.2
#3	5.28 s	✗	6.1
#4	7.81 s	✗	5.6
#5	10.48 s	✓	8.6
#6	13.16 s	✓	10.6
#7	15.55 s	✓	9.1
#8	18.15 s	✓	8.2



Running #3 2 min 42,94 sec

Shooting Round 3 (Time: 9.87 sec Average: 9.4)

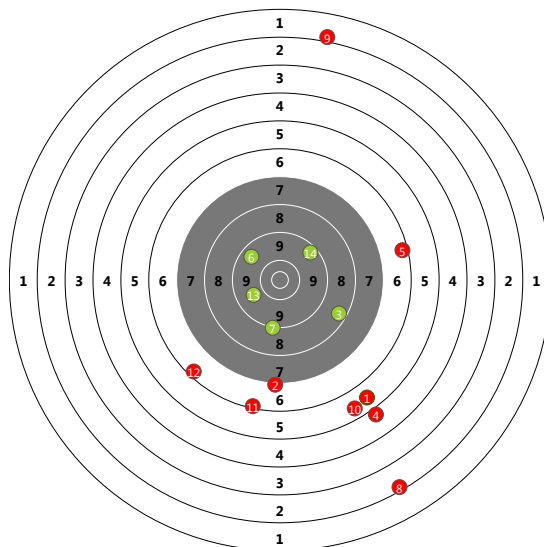
#1	0.00 s	✓	10.3
#2	2.50 s	✓	9.1
#3	4.82 s	✓	8.5
#4	7.29 s	✓	9.1
#5	9.87 s	✓	10.1



Running #4 2 min 20,27 sec

Shooting Round 4 (Time: 33.19 sec Average: 6.7)

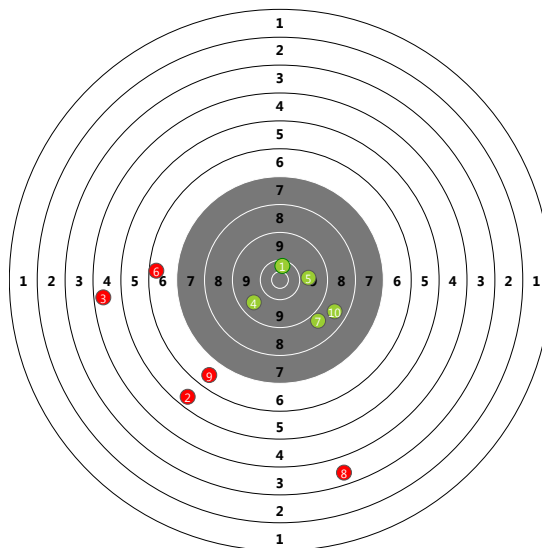
#1	0.00 s	✘	5.7
#2	2.56 s	✘	7.2
#3	4.80 s	✔	8.5
#4	7.13 s	✘	5.0
#5	9.48 s	✘	6.4
#6	11.98 s	✔	9.6
#7	14.35 s	✔	9.2
#8	16.79 s	✘	2.4
#9	19.54 s	✘	2.1
#10	22.36 s	✘	5.6
#11	24.96 s	✘	6.3
#12	27.70 s	✘	6.4
#13	30.52 s	✔	9.9
#14	33.19 s	✔	9.5



Results for MOHANAD SHABAN, EGY (on Lane 14)

Shooting Round 1 (Time: 18.61 sec Average: 7.5)

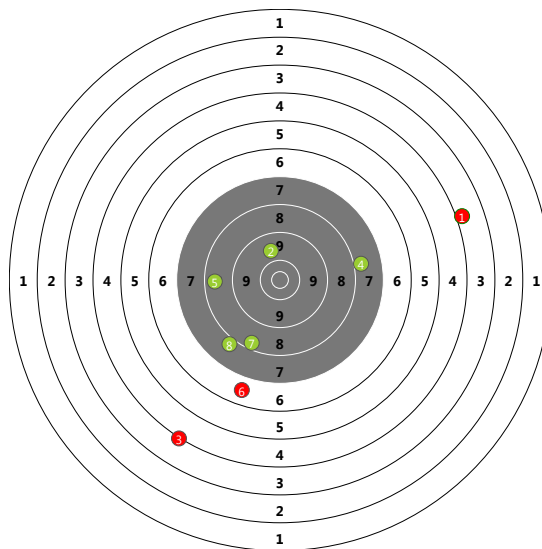
#1	0.00 s	✓	10.4
#2	3.75 s	✗	5.6
#3	5.64 s	✗	4.6
#4	7.52 s	✓	9.7
#5	9.28 s	✓	9.9
#6	11.06 s	✗	6.5
#7	13.01 s	✓	8.9
#8	14.83 s	✗	3.7
#9	16.70 s	✗	6.7
#10	18.61 s	✓	8.7



Running #2 2 min 38,44 sec

Shooting Round 2 (Time: 12.76 sec Average: 7.3)

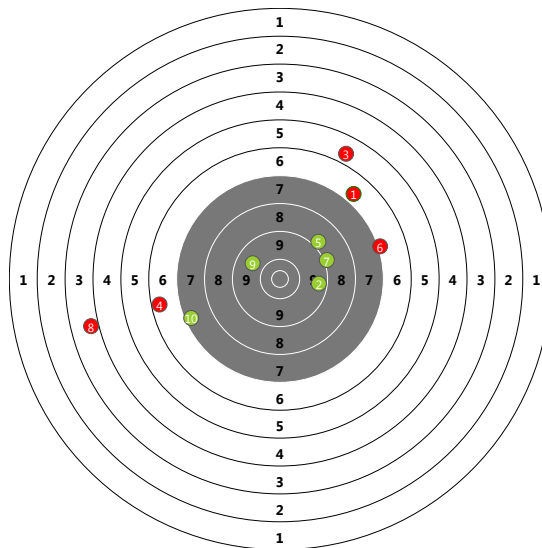
#1	0.00 s	✗	4.0
#2	2.19 s	✓	9.9
#3	4.04 s	✗	4.2
#4	5.90 s	✓	8.0
#5	7.61 s	✓	8.6
#6	9.35 s	✗	6.8
#7	11.08 s	✓	8.5
#8	12.76 s	✓	8.0



Running #3 2 min 34,28 sec

Shooting Round 3 (Time: 16.44 sec Average: 7.5)

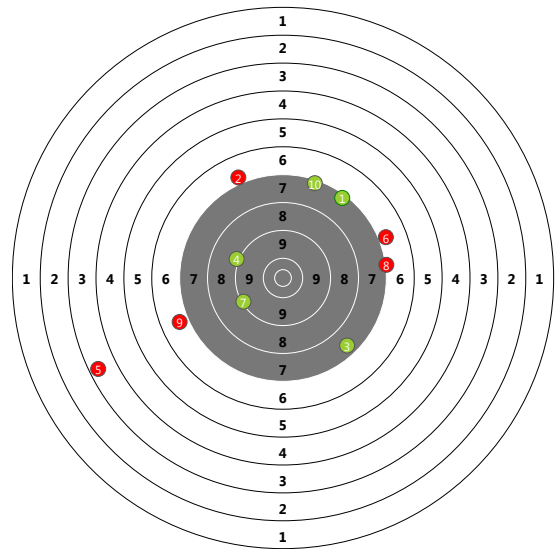
#1	0.00 s	✗	6.9
#2	1.92 s	✓	9.5
#3	3.70 s	✗	5.9
#4	5.63 s	✗	6.5
#5	7.47 s	✓	9.0
#6	9.24 s	✗	7.2
#7	11.07 s	✓	9.1
#8	12.91 s	✗	4.0
#9	14.64 s	✓	9.8
#10	16.44 s	✓	7.5



Running #4 2 min 46,16 sec

Shooting Round 4 (Time: 17.16 sec Average: 7.3)

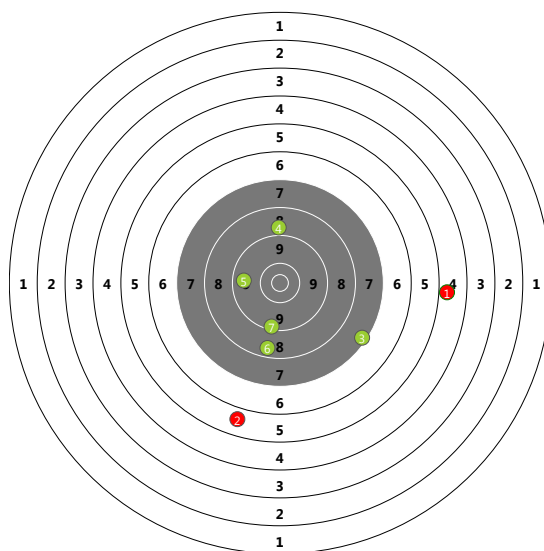
#1	0.00 s	✓	7.4
#2	1.85 s	✗	7.0
#3	3.69 s	✓	7.6
#4	5.48 s	✓	9.2
#5	7.29 s	✗	3.6
#6	9.25 s	✗	7.0
#7	11.17 s	✓	9.3
#8	13.07 s	✗	7.2
#9	15.15 s	✗	6.9
#10	17.16 s	✓	7.4



Results for Abdelrahman ALIAN, EGY (on Lane 15)

Shooting Round 1 (Time: 11.02 sec Average: 7.8)

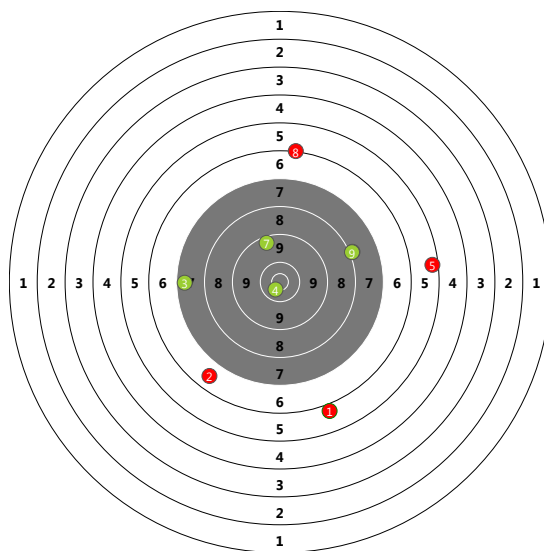
#1	0.00 s	✗	4.9
#2	1.77 s	✗	5.8
#3	3.92 s	✓	7.4
#4	5.79 s	✓	9.0
#5	7.56 s	✓	9.6
#6	9.29 s	✓	8.6
#7	11.02 s	✓	9.4



Running #2 2 min 28,31 sec

Shooting Round 2 (Time: 15.31 sec Average: 7.6)

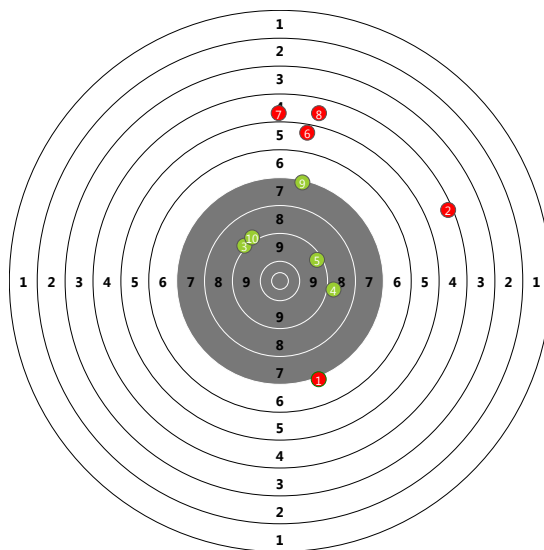
#1	0.00 s	✗	6.0
#2	1.46 s	✗	6.7
#3	3.18 s	✓	7.5
#4	4.96 s	✓	10.6
#5	6.66 s	✗	5.4
#6	9.96 s	✓	8.1
#7	11.61 s	✓	9.5
#8	13.57 s	✗	6.2
#9	15.31 s	✓	8.2



Running #3 2 min 40,09 sec

Shooting Round 3 (Time: 16.91 sec Average: 7.1)

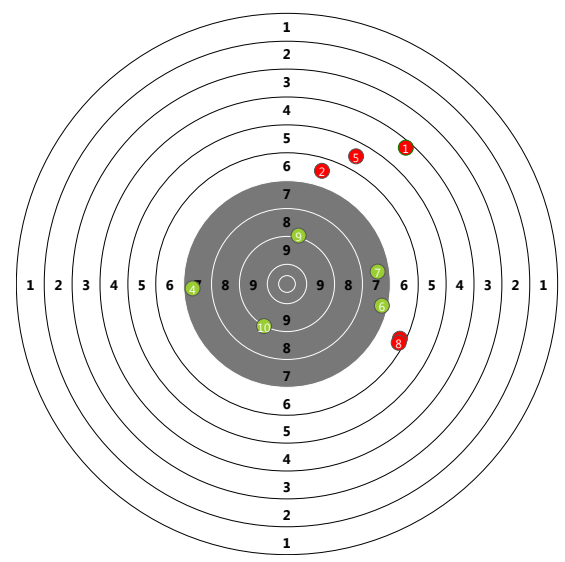
#1	0.00 s	✗	7.2
#2	1.81 s	✗	4.4
#3	3.56 s	✓	9.2
#4	5.27 s	✓	9.0
#5	7.01 s	✓	9.4
#6	8.73 s	✗	5.5
#7	10.81 s	✗	4.9
#8	12.97 s	✗	4.8
#9	15.16 s	✓	7.3
#10	16.91 s	✓	9.1



Running #4 2 min 55,06 sec

Shooting Round 4 (Time: 16.32 sec Average: 7.1)

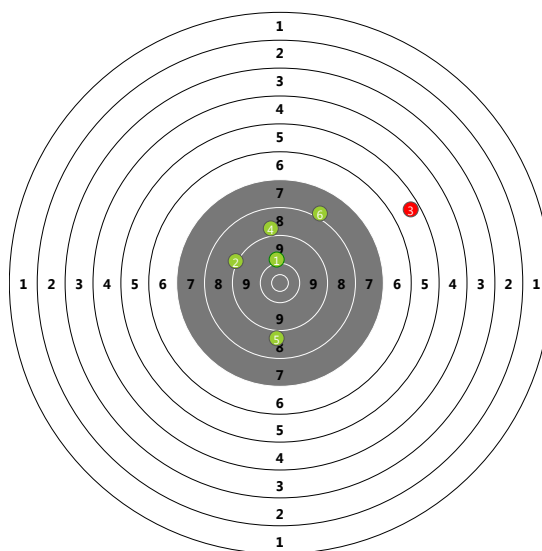
#1	0.00 s	✘	4.5
#2	1.60 s	✘	6.7
#3	3.29 s	✘	6.4
#4	5.09 s	✔	7.6
#5	6.77 s	✘	5.7
#6	8.65 s	✔	7.5
#7	10.36 s	✔	7.7
#8	12.51 s	✘	6.4
#9	14.53 s	✔	9.2
#10	16.32 s	✔	9.2



Results for Oleg NAUMOV, RUS (on Lane 16)

Shooting Round 1 (Time: 8.88 sec Average: 8.5)

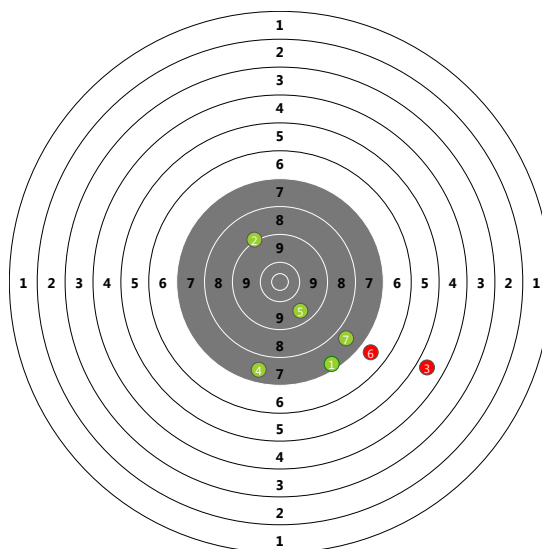
#1	0.00 s	✓	10.1
#2	1.82 s	✓	9.2
#3	3.51 s	✗	5.6
#4	5.23 s	✓	9.0
#5	7.06 s	✓	9.0
#6	8.88 s	✓	8.1



Running #2 2 min 31,54 sec

Shooting Round 2 (Time: 10.53 sec Average: 7.6)

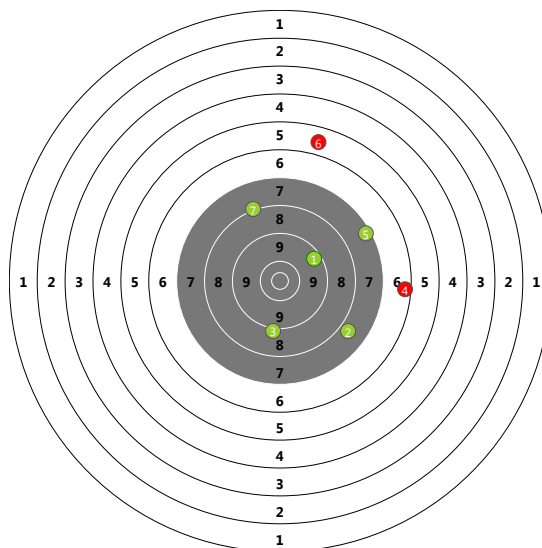
#1	0.00 s	✓	7.5
#2	1.73 s	✓	9.2
#3	3.50 s	✗	4.8
#4	5.28 s	✓	7.7
#5	6.95 s	✓	9.7
#6	8.65 s	✗	6.8
#7	10.53 s	✓	7.8



Running #3 2 min 39,79 sec

Shooting Round 3 (Time: 11.14 sec Average: 7.8)

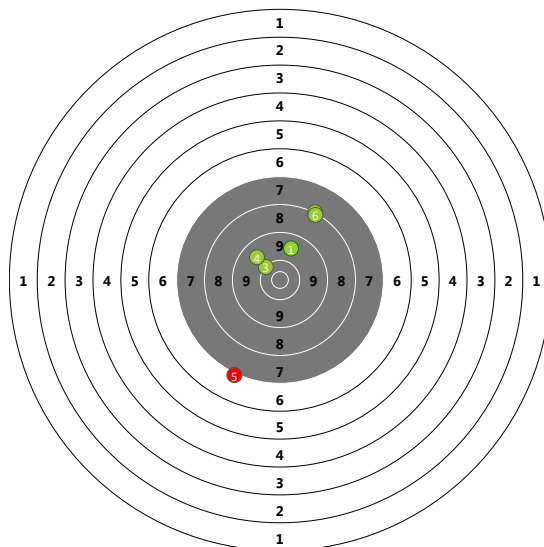
#1	0.00 s	✓	9.5
#2	1.89 s	✓	7.9
#3	3.67 s	✓	9.1
#4	5.50 s	✗	6.5
#5	7.24 s	✓	7.4
#6	9.16 s	✗	5.8
#7	11.14 s	✓	8.2



Running #4 2 min 49,25 sec

Shooting Round 4 (Time: 9.26 sec Average: 8.9)

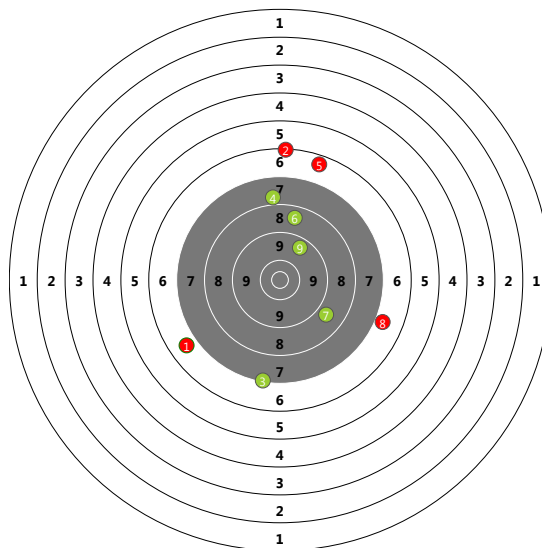
#1	0.00 s	✓	9.8
#2	1.82 s	✓	8.2
#3	3.60 s	✓	10.3
#4	5.52 s	✓	9.8
#5	7.38 s	✗	7.2
#6	9.26 s	✓	8.3



Results for Giuseppe PARISI, ITA (on Lane 17)

Shooting Round 1 (Time: 17.18 sec Average: 7.7)

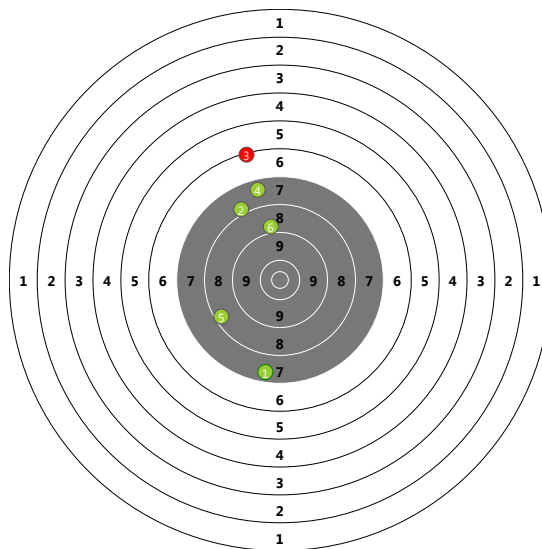
#1	0.00 s	✗	6.9
#2	2.46 s	✗	6.3
#3	4.70 s	✓	7.3
#4	6.81 s	✓	8.0
#5	8.97 s	✗	6.6
#6	11.03 s	✓	8.7
#7	13.10 s	✓	8.9
#8	15.07 s	✗	7.0
#9	17.18 s	✓	9.6



Running #2 2 min 32,90 sec

Shooting Round 2 (Time: 13.60 sec Average: 7.9)

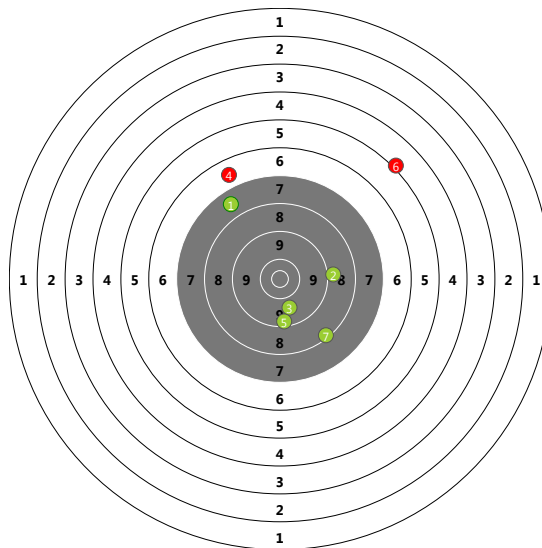
#1	0.00 s	✓	7.6
#2	2.30 s	✓	8.1
#3	6.67 s	✗	6.3
#4	9.14 s	✓	7.6
#5	11.40 s	✓	8.5
#6	13.60 s	✓	9.0



Running #3 2 min 31,33 sec

Shooting Round 3 (Time: 12.82 sec Average: 8.0)

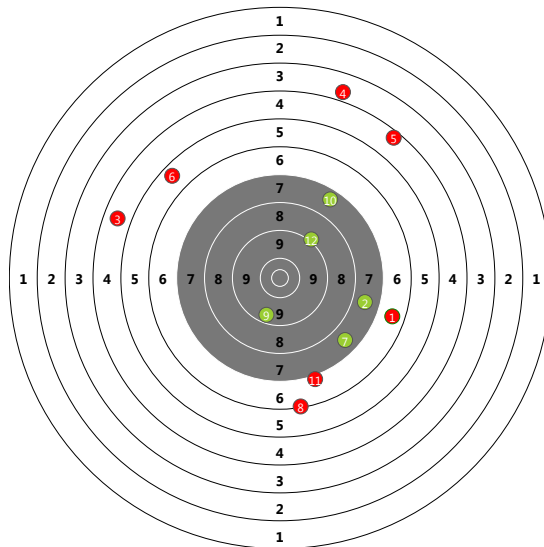
#1	0.00 s	✓	7.7
#2	2.19 s	✓	9.0
#3	4.29 s	✓	9.9
#4	6.48 s	✗	6.8
#5	8.54 s	✓	9.4
#6	10.62 s	✗	5.1
#7	12.82 s	✓	8.3



Running #4 2 min 23,75 sec

Shooting Round 4 (Time: 26.93 sec Average: 6.7)

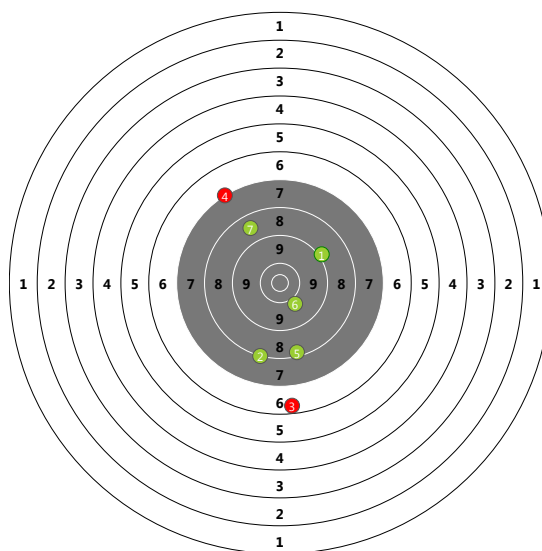
#1	0.00 s	✘	6.7
#2	2.68 s	✔	7.8
#3	5.62 s	✘	4.7
#4	7.74 s	✘	3.9
#5	10.02 s	✘	4.5
#6	12.48 s	✘	5.6
#7	14.83 s	✔	7.7
#8	17.05 s	✘	6.3
#9	19.43 s	✔	9.5
#10	22.15 s	✔	7.6
#11	24.63 s	✘	7.1
#12	26.93 s	✔	9.2



Results for Brice LOUBET, FRA (on Lane 18)

Shooting Round 1 (Time: 11.50 sec Average: 8.3)

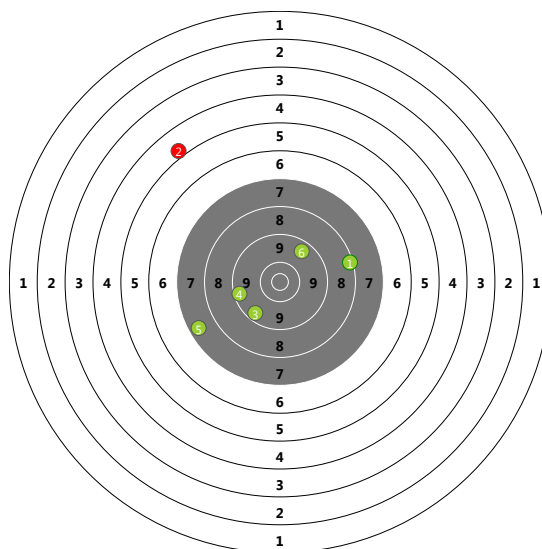
#1	0.00 s	✓	9.1
#2	1.84 s	✓	8.2
#3	3.66 s	✗	6.5
#4	5.72 s	✗	7.2
#5	7.58 s	✓	8.4
#6	9.57 s	✓	10.0
#7	11.50 s	✓	8.7



Running #2 2 min 41,51 sec

Shooting Round 2 (Time: 10.06 sec Average: 8.2)

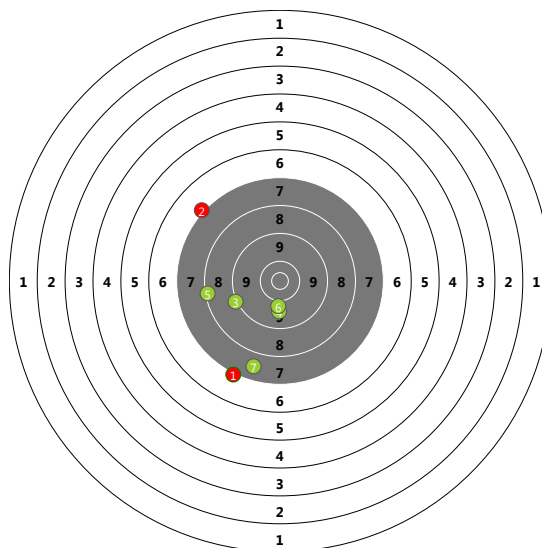
#1	0.00 s	✓	8.3
#2	2.22 s	✗	5.0
#3	4.14 s	✓	9.5
#4	6.17 s	✓	9.4
#5	8.21 s	✓	7.6
#6	10.06 s	✓	9.6



Running #3 2 min 38,10 sec

Shooting Round 3 (Time: 12.39 sec Average: 8.5)

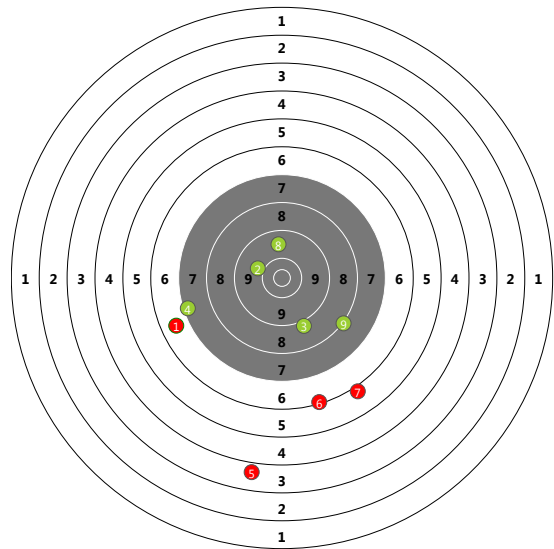
#1	0.00 s	✗	7.2
#2	2.20 s	✗	7.2
#3	4.38 s	✓	9.2
#4	6.45 s	✓	9.9
#5	8.55 s	✓	8.3
#6	10.54 s	✓	10.0
#7	12.39 s	✓	7.7



Running #4 2 min 40,21 sec

Shooting Round 4 (Time: 16.64 sec Average: 7.5)

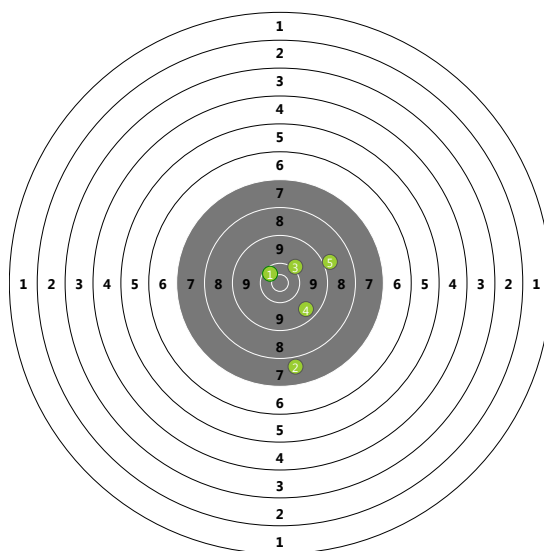
#1	0.00 s	✘	6.8
#2	2.12 s	✔	10.0
#3	4.22 s	✔	9.1
#4	6.16 s	✔	7.4
#5	8.12 s	✘	3.9
#6	10.29 s	✘	6.3
#7	12.26 s	✘	6.1
#8	14.22 s	✔	9.7
#9	16.64 s	✔	8.2



Results for Daniel LAWRYNOWICZ, POL (on Lane 19)

Shooting Round 1 (Time: 8.76 sec Average: 9.4)

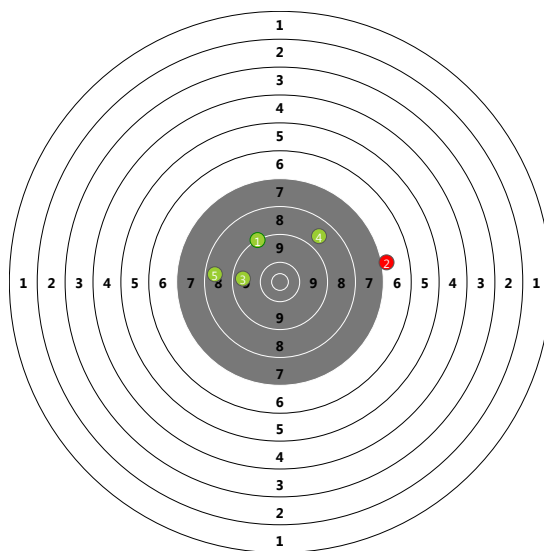
- #1 0.00 s ✓ 10.5
- #2 2.38 s ✓ 7.9
- #3 4.63 s ✓ 10.2
- #4 6.86 s ✓ 9.6
- #5 8.76 s ✓ 9.0



Running #2 1 min 54,21 sec

Shooting Round 2 (Time: 50.00 sec Average: 8.7)

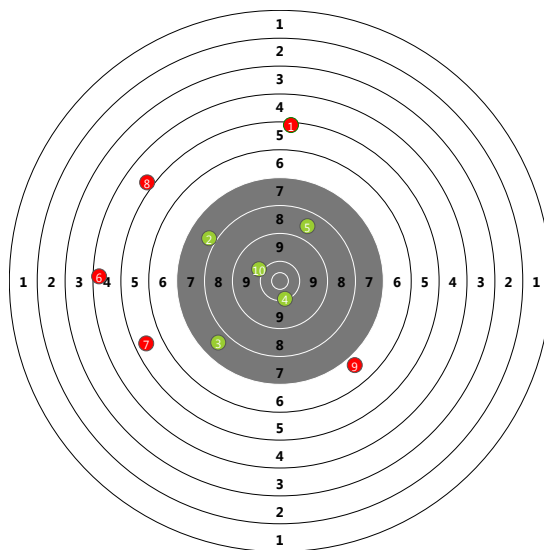
- #1 0.00 s ✓ 9.2
- #2 2.15 s ✗ 7.1
- #3 5.36 s ✓ 9.6
- #4 7.34 s ✓ 8.8
- #5 9.19 s ✓ 8.6



Running #3 2 min 22,99 sec

Shooting Round 3 (Time: 22.43 sec Average: 7.2)

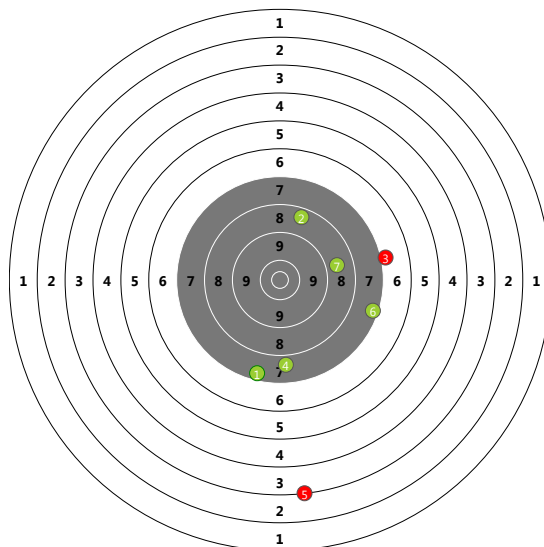
- #1 0.00 s ✗ 5.3
- #2 2.21 s ✓ 8.0
- #3 4.65 s ✓ 7.8
- #4 6.96 s ✓ 10.3
- #5 8.98 s ✓ 8.7
- #6 12.54 s ✗ 4.5
- #7 14.44 s ✗ 5.7
- #8 16.44 s ✗ 5.0
- #9 18.50 s ✗ 6.9
- #10 22.43 s ✓ 10.1



Running #4 2 min 50,81 sec

Shooting Round 4 (Time: 13.22 sec Average: 7.2)

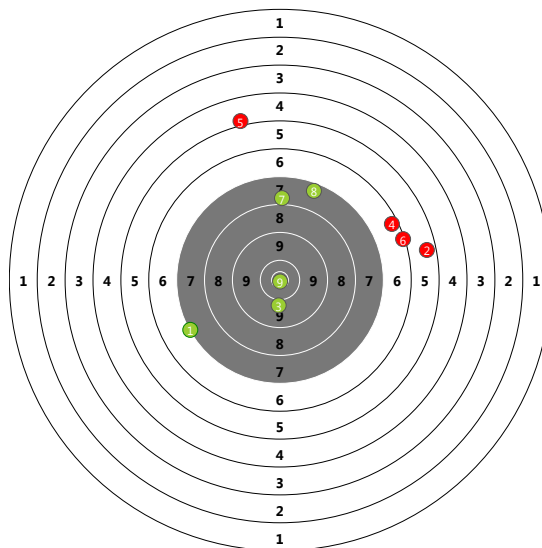
#1	0.00 s	✓	7.5
#2	2.49 s	✓	8.6
#3	4.74 s	✗	7.1
#4	6.83 s	✓	7.9
#5	9.10 s	✗	3.3
#6	11.08 s	✓	7.4
#7	13.22 s	✓	8.8



Results for Sherif NAZEIR, EGY (on Lane 20)

Shooting Round 1 (Time: 17.36 sec Average: 7.5)

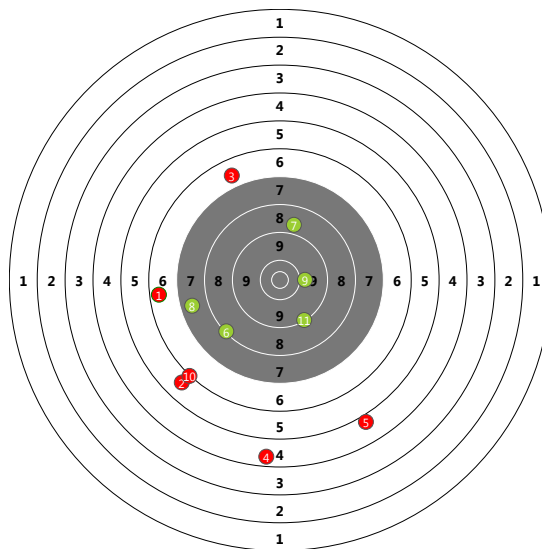
#1	0.00 s	✓	7.3
#2	2.23 s	✗	5.6
#3	4.47 s	✓	10.0
#4	6.58 s	✗	6.5
#5	8.60 s	✗	5.1
#6	10.97 s	✗	6.3
#7	13.18 s	✓	8.0
#8	15.26 s	✓	7.5
#9	17.36 s	✓	10.8



Running #2 2 min 24,51 sec

Shooting Round 2 (Time: 22.46 sec Average: 7.2)

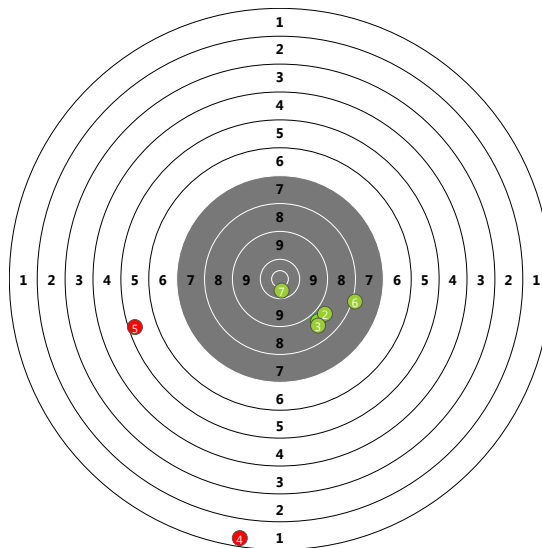
#1	0.00 s	✗	6.6
#2	2.42 s	✗	5.9
#3	4.47 s	✗	6.8
#4	6.86 s	✗	4.6
#5	8.97 s	✗	5.0
#6	11.98 s	✓	8.3
#7	14.27 s	✓	8.9
#8	16.21 s	✓	7.7
#9	18.27 s	✓	10.1
#10	20.23 s	✗	6.2
#11	22.46 s	✓	9.3



Running #3 2 min 46,49 sec

Shooting Round 3 (Time: 12.55 sec Average: 7.5)

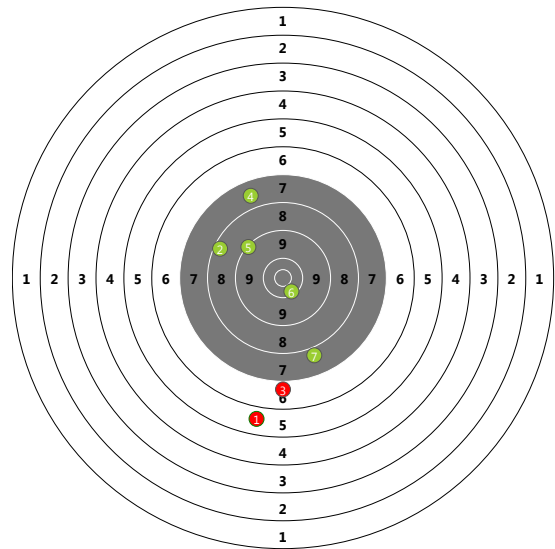
#1	0.00 s	✓	8.9
#2	2.08 s	✓	8.9
#3	4.19 s	✓	8.8
#4	6.22 s	✗	1.5
#5	8.25 s	✗	5.5
#6	10.46 s	✓	8.1
#7	12.55 s	✓	10.5



Running #4 2 min 48,63 sec

Shooting Round 4 (Time: 11.94 sec Average: 8.1)

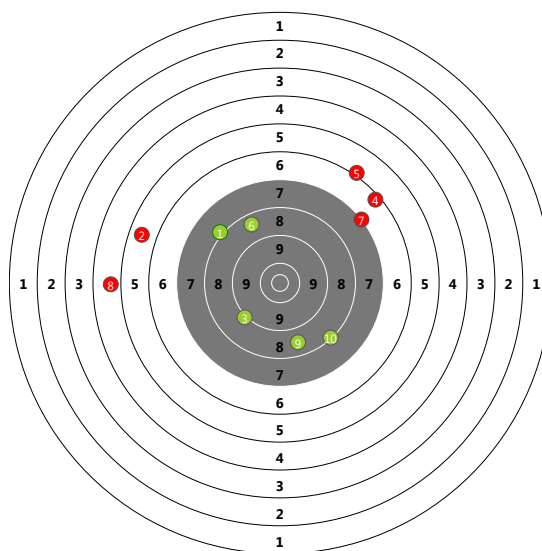
#1	0.00 s	✘	5.8
#2	2.23 s	✔	8.5
#3	4.36 s	✘	7.0
#4	6.27 s	✔	7.8
#5	8.06 s	✔	9.3
#6	9.74 s	✔	10.4
#7	11.94 s	✔	8.0



Results for Tamas Bence FROHLICH, HUN (on Lane 21)

Shooting Round 1 (Time: 25.04 sec Average: 7.3)

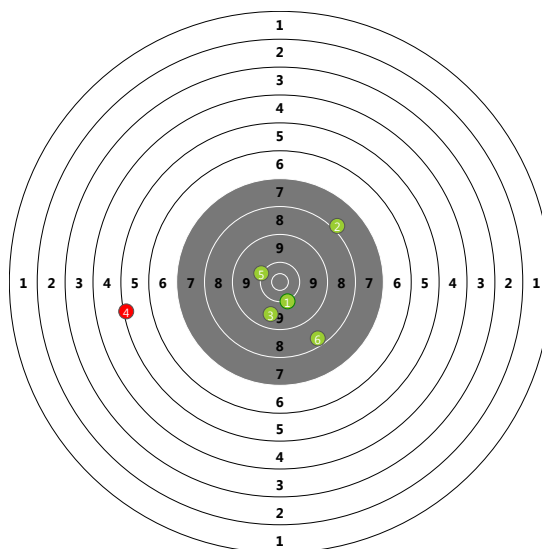
#1	0.00 s	✓	8.1
#2	2.97 s	✗	5.7
#3	5.85 s	✓	9.2
#4	8.87 s	✗	6.4
#5	11.54 s	✗	6.1
#6	14.26 s	✓	8.6
#7	16.97 s	✗	7.2
#8	19.41 s	✗	4.9
#9	22.34 s	✓	8.7
#10	25.04 s	✓	8.3



Running #2 2 min 49,50 sec

Shooting Round 2 (Time: 14.87 sec Average: 8.7)

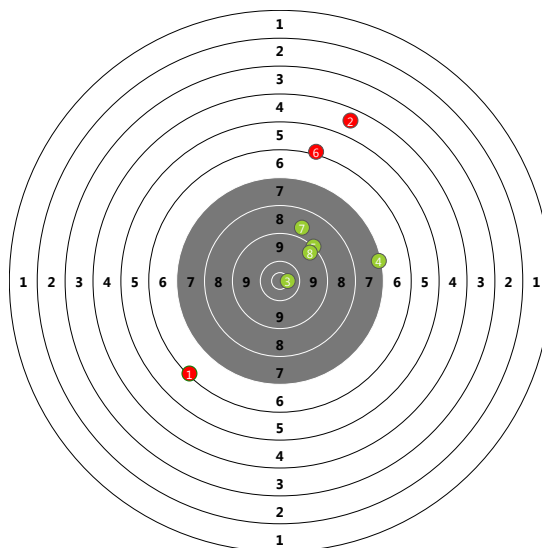
#1	0.00 s	✓	10.2
#2	2.97 s	✓	8.1
#3	6.08 s	✓	9.7
#4	8.95 s	✗	5.3
#5	11.75 s	✓	10.2
#6	14.87 s	✓	8.5



Running #3 2 min 29,15 sec

Shooting Round 3 (Time: 20.84 sec Average: 7.8)

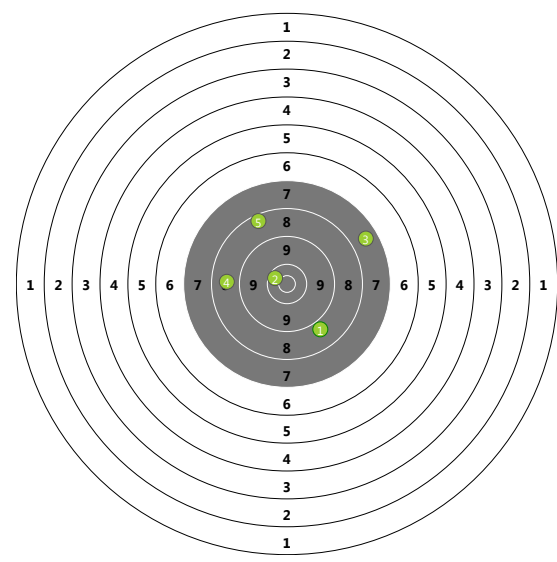
#1	0.00 s	✗	6.3
#2	2.94 s	✗	4.7
#3	5.89 s	✓	10.7
#4	8.93 s	✓	7.3
#5	11.99 s	✓	9.2
#6	15.15 s	✗	6.1
#7	17.96 s	✓	8.9
#8	20.84 s	✓	9.5



Running #4 2 min 56,25 sec

Shooting Round 4 (Time: 11.61 sec Average: 8.9)

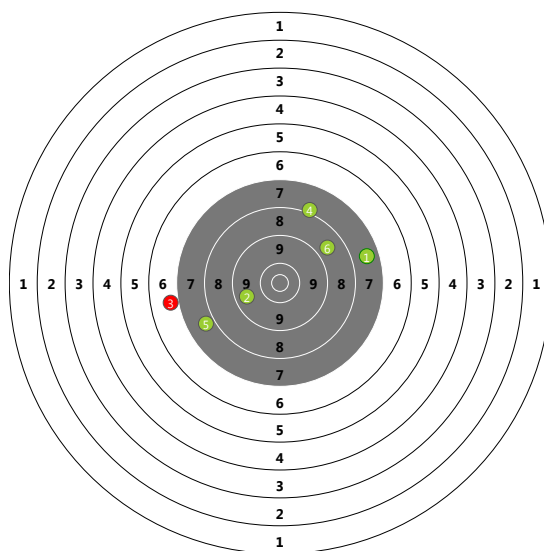
#1	0.00 s	✓	8.9
#2	3.10 s	✓	10.5
#3	5.95 s	✓	7.7
#4	8.89 s	✓	8.8
#5	11.61 s	✓	8.5



Results for Gianluca MICOZZI, ITA (on Lane 22)

Shooting Round 1 (Time: 11.29 sec Average: 8.2)

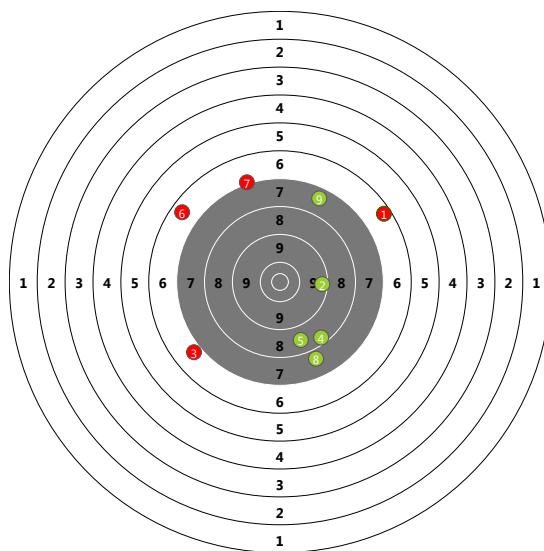
#1	0.00 s	✔	7.7
#2	2.24 s	✔	9.7
#3	4.41 s	✘	7.0
#4	6.51 s	✔	8.1
#5	8.95 s	✔	7.9
#6	11.29 s	✔	8.8



Running #2 2 min 27,24 sec

Shooting Round 2 (Time: 18.29 sec Average: 7.7)

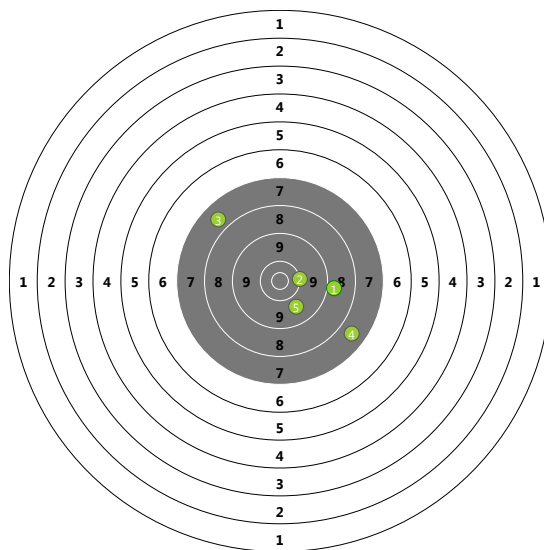
#1	0.00 s	✘	6.5
#2	2.05 s	✔	9.4
#3	4.42 s	✘	7.0
#4	6.96 s	✔	8.5
#5	9.06 s	✔	8.7
#6	11.33 s	✘	6.6
#7	13.63 s	✘	7.2
#8	16.04 s	✔	7.9
#9	18.29 s	✔	7.6



Running #3 2 min 48,68 sec

Shooting Round 3 (Time: 8.80 sec Average: 8.9)

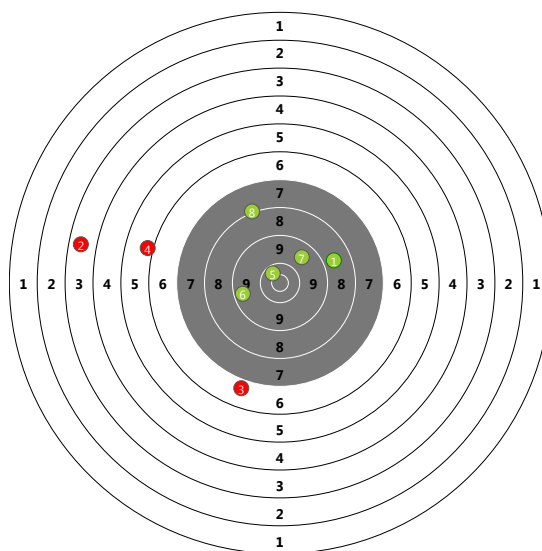
#1	0.00 s	✔	9.0
#2	2.53 s	✔	10.2
#3	4.76 s	✔	7.8
#4	6.76 s	✔	7.8
#5	8.80 s	✔	9.9



Results for Ondrej SVECHOTA, CZE (on Lane 23)

Shooting Round 1 (Time: 18.34 sec Average: 7.9)

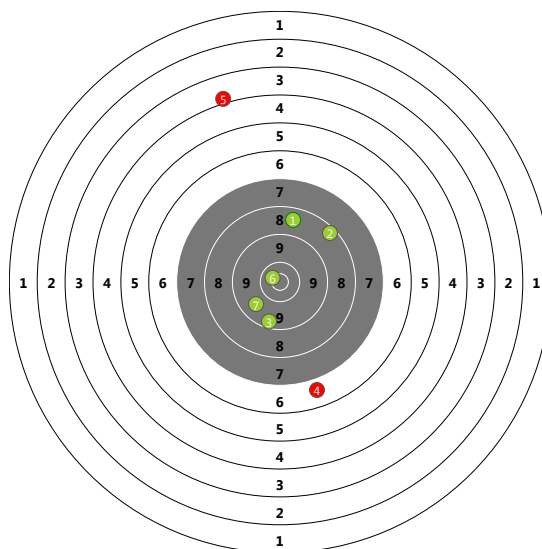
#1	0.00 s	✓	8.9
#2	2.61 s	✗	3.7
#3	5.17 s	✗	6.9
#4	7.92 s	✗	6.0
#5	10.52 s	✓	10.5
#6	13.13 s	✓	9.6
#7	15.57 s	✓	9.7
#8	18.34 s	✓	8.2



Running #2 2 min 44,51 sec

Shooting Round 2 (Time: 13.81 sec Average: 8.3)

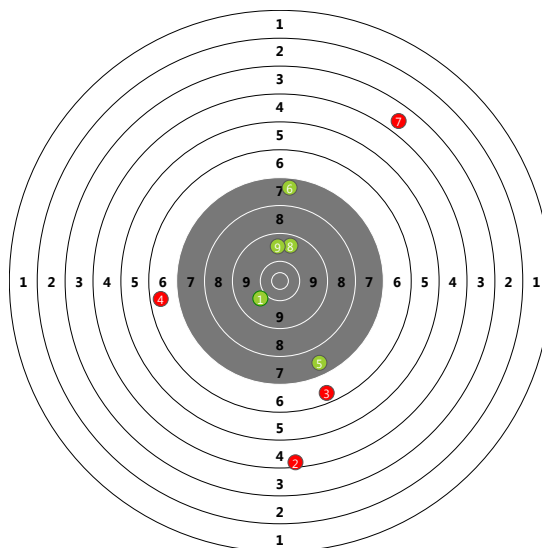
#1	0.00 s	✓	8.7
#2	2.63 s	✓	8.4
#3	4.73 s	✓	9.5
#4	6.87 s	✗	6.9
#5	9.25 s	✗	4.1
#6	11.51 s	✓	10.6
#7	13.81 s	✓	9.8



Running #3 2 min 35,01 sec

Shooting Round 3 (Time: 21.64 sec Average: 7.3)

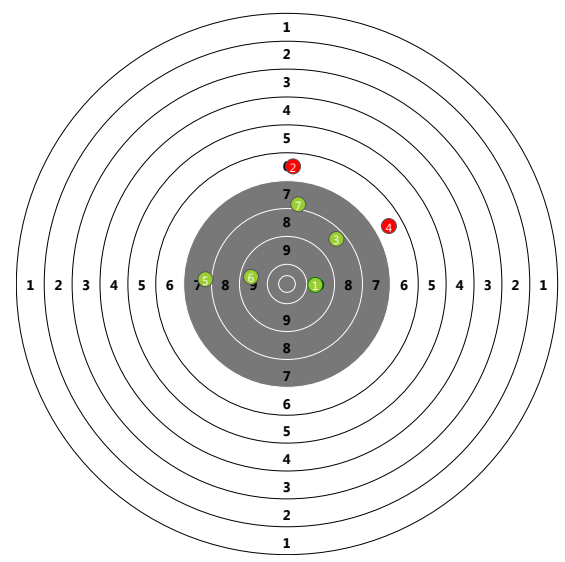
#1	0.00 s	✓	10.0
#2	3.79 s	✗	4.4
#3	5.92 s	✗	6.6
#4	8.31 s	✗	6.6
#5	10.99 s	✓	7.7
#6	13.56 s	✓	7.6
#7	15.97 s	✗	3.8
#8	18.75 s	✓	9.6
#9	21.64 s	✓	9.7



Running #4 2 min 55,06 sec

Shooting Round 4 (Time: 14.70 sec Average: 8.2)

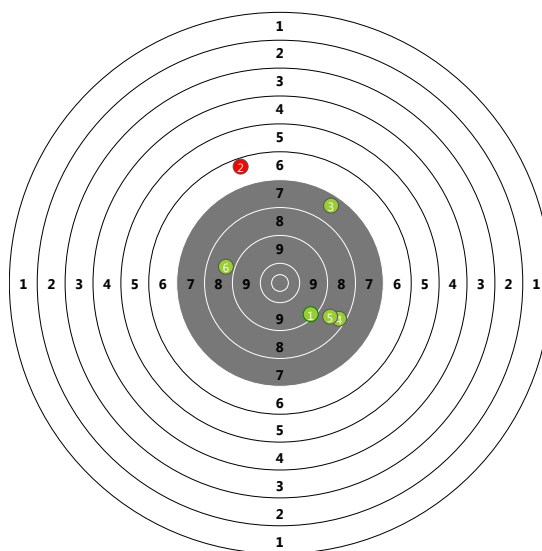
#1	0.00 s	✓	9.9
#2	2.64 s	✗	6.7
#3	5.16 s	✓	8.6
#4	7.67 s	✗	6.7
#5	10.00 s	✓	8.0
#6	12.54 s	✓	9.6
#7	14.70 s	✓	8.1



Results for AHMED ELGENDY, EGY (on Lane 24)

Shooting Round 1 (Time: 8.69 sec Average: 8.3)

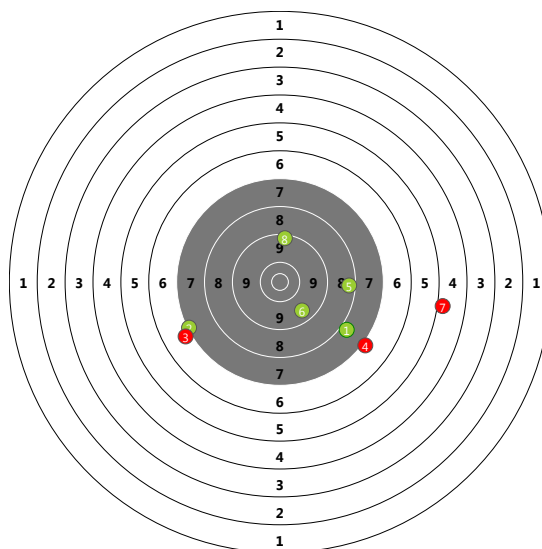
#1	0.00 s	✓	9.4
#2	1.77 s	✗	6.5
#3	3.56 s	✓	7.6
#4	5.24 s	✓	8.5
#5	6.92 s	✓	8.8
#6	8.69 s	✓	8.9



Running #2 2 min 27,39 sec

Shooting Round 2 (Time: 12.26 sec Average: 7.8)

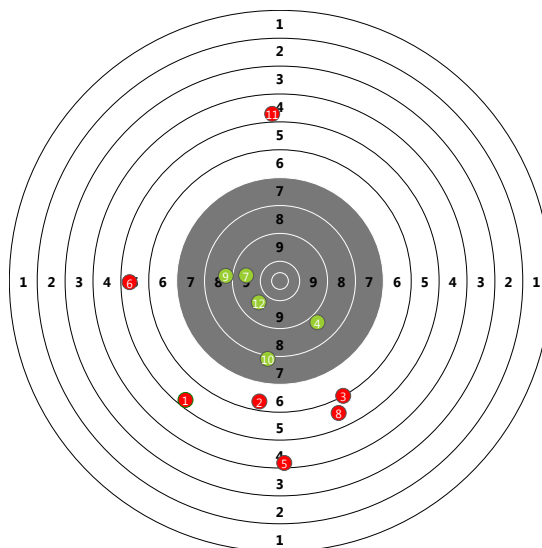
#1	0.00 s	✓	8.0
#2	2.05 s	✓	7.3
#3	3.67 s	✗	7.0
#4	5.29 s	✗	7.1
#5	6.97 s	✓	8.5
#6	8.67 s	✓	9.7
#7	10.42 s	✗	5.1
#8	12.26 s	✓	9.4



Running #3 2 min 32,58 sec

Shooting Round 3 (Time: 18.99 sec Average: 7.1)

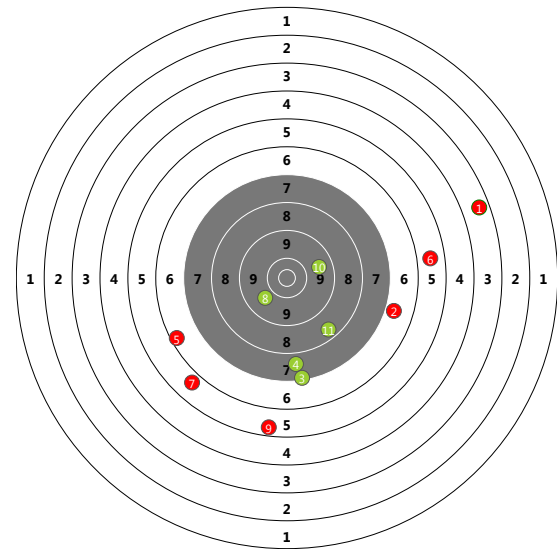
#1	0.00 s	✗	5.5
#2	1.97 s	✗	6.6
#3	3.84 s	✗	6.2
#4	5.58 s	✓	9.0
#5	7.16 s	✗	4.4
#6	8.78 s	✗	5.6
#7	10.45 s	✓	9.7
#8	12.19 s	✗	5.8
#9	13.84 s	✓	9.0
#10	15.51 s	✓	8.1
#11	17.11 s	✗	4.9
#12	18.99 s	✓	9.9



Running #4 2 min 47,90 sec

Shooting Round 4 (Time: 17.58 sec Average: 7.0)

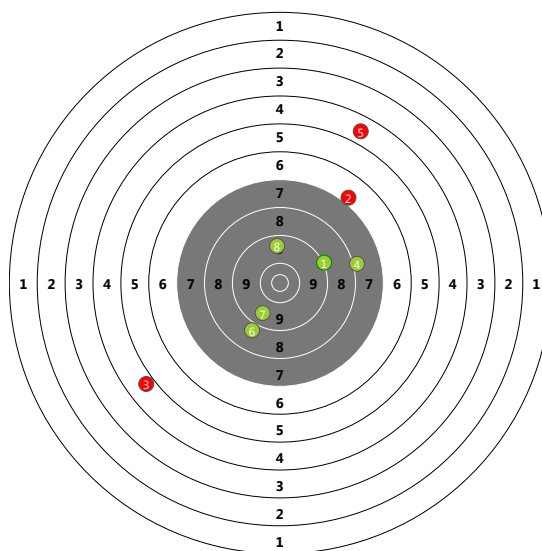
#1	0.00 s	✘	3.6
#2	1.84 s	✘	6.9
#3	3.70 s	✔	7.3
#4	5.32 s	✔	7.8
#5	6.96 s	✘	6.4
#6	8.78 s	✘	5.8
#7	10.61 s	✘	5.9
#8	12.29 s	✔	9.9
#9	13.92 s	✘	5.6
#10	15.68 s	✔	9.7
#11	17.58 s	✔	8.6



Results for Taishu SATO, JPN (on Lane 25)

Shooting Round 1 (Time: 16.34 sec Average: 7.8)

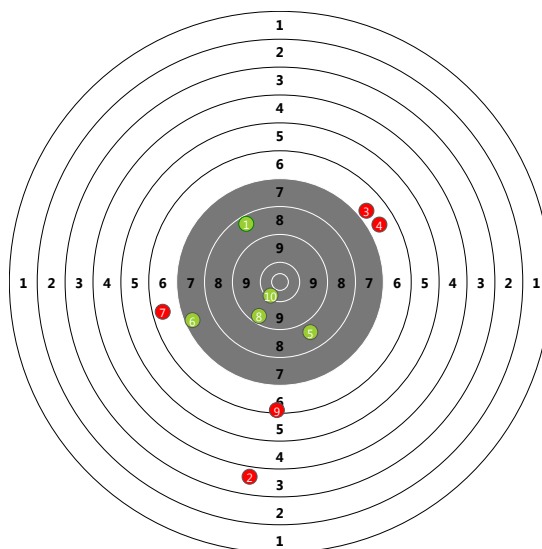
#1	0.00 s	✓	9.2
#2	1.88 s	✗	7.0
#3	4.87 s	✗	4.9
#4	7.03 s	✓	8.1
#5	9.90 s	✗	4.8
#6	12.13 s	✓	9.0
#7	14.61 s	✓	9.7
#8	16.34 s	✓	9.6



Running #2 2 min 28,23 sec

Shooting Round 2 (Time: 20.00 sec Average: 7.5)

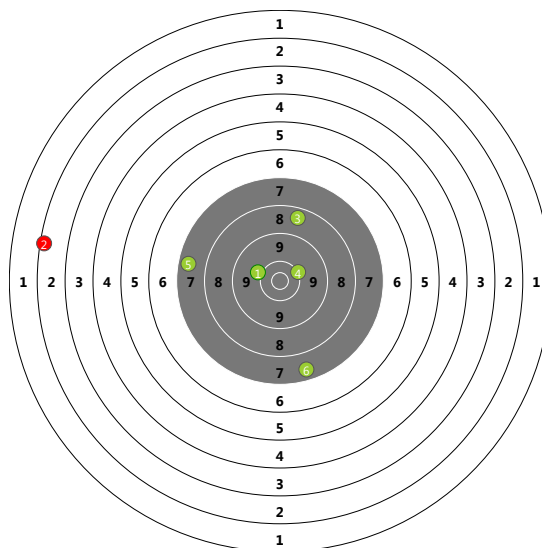
#1	0.00 s	✓	8.5
#2	1.53 s	✗	3.9
#3	3.78 s	✗	6.9
#4	6.05 s	✗	6.8
#5	8.46 s	✓	8.8
#6	11.09 s	✓	7.5
#7	13.31 s	✗	6.6
#8	15.40 s	✓	9.5
#9	17.98 s	✗	6.4
#10	20.00 s	✓	10.4



Running #3 2 min 47,43 sec

Shooting Round 3 (Time: 12.64 sec Average: 7.8)

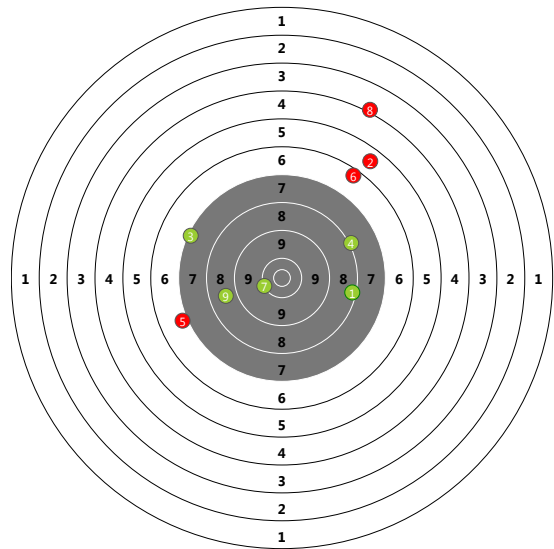
#1	0.00 s	✓	10.1
#2	2.04 s	✗	2.4
#3	4.63 s	✓	8.6
#4	6.84 s	✓	10.2
#5	9.60 s	✓	7.6
#6	12.64 s	✓	7.6



Running #4 2 min 35,99 sec

Shooting Round 4 (Time: 21.28 sec Average: 7.4)

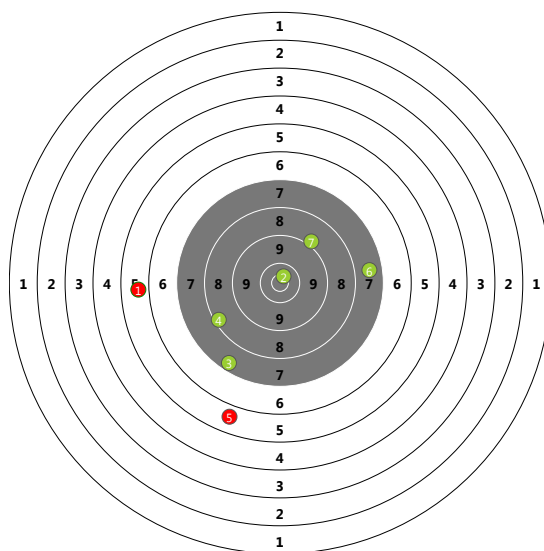
#1	0.00 s	✓	8.4
#2	2.47 s	✗	5.7
#3	4.64 s	✓	7.3
#4	6.91 s	✓	8.2
#5	11.69 s	✗	7.1
#6	13.99 s	✗	6.5
#7	16.12 s	✓	10.3
#8	18.74 s	✗	4.1
#9	21.28 s	✓	8.8



Results for SHEHABELDIN ATTEYA, EGY (on Lane 26)

Shooting Round 1 (Time: 11.66 sec Average: 7.9)

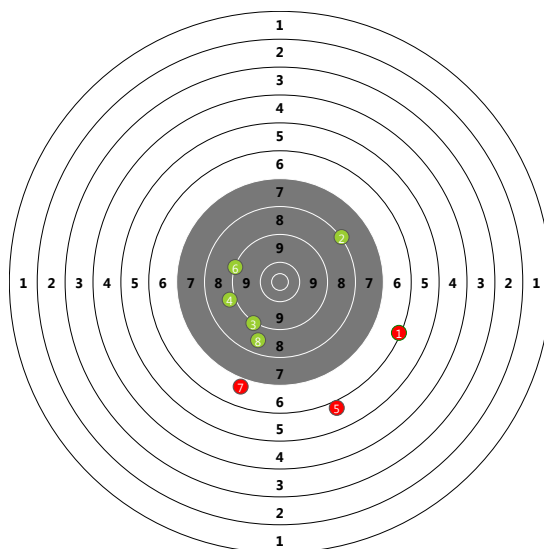
#1	0.00 s	✘	5.9
#2	2.20 s	✔	10.7
#3	4.26 s	✔	7.5
#4	6.04 s	✔	8.4
#5	8.01 s	✘	5.8
#6	9.73 s	✔	7.7
#7	11.66 s	✔	9.1



Running #2 2 min 33,00 sec

Shooting Round 2 (Time: 14.15 sec Average: 8.0)

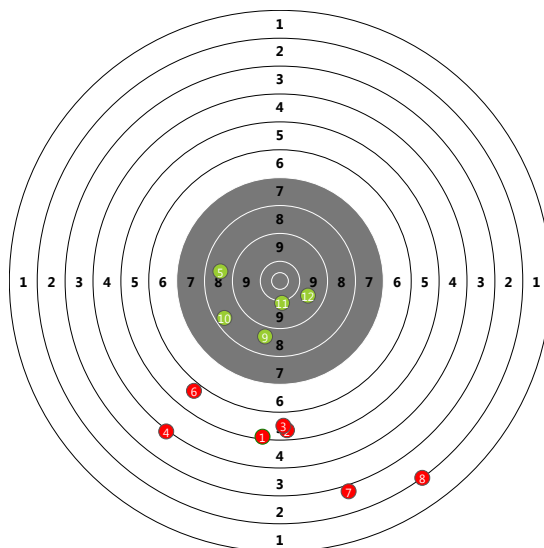
#1	0.00 s	✘	6.3
#2	2.20 s	✔	8.2
#3	4.23 s	✔	9.2
#4	6.33 s	✔	9.0
#5	8.34 s	✘	6.0
#6	10.11 s	✔	9.3
#7	11.88 s	✘	6.9
#8	14.15 s	✔	8.7



Running #3 2 min 37,88 sec

Shooting Round 3 (Time: 24.10 sec Average: 6.5)

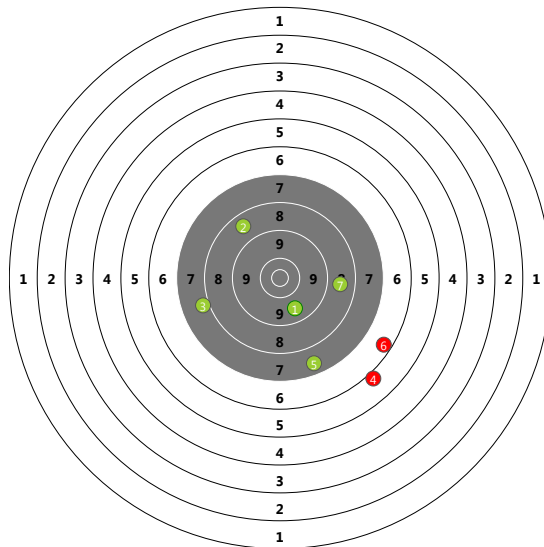
#1	0.00 s	✘	5.3
#2	2.26 s	✘	5.6
#3	4.65 s	✘	5.8
#4	6.84 s	✘	4.2
#5	8.94 s	✔	8.8
#6	11.12 s	✘	5.9
#7	13.32 s	✘	3.0
#8	15.36 s	✘	2.2
#9	17.58 s	✔	8.9
#10	19.84 s	✔	8.6
#11	21.86 s	✔	10.2
#12	24.10 s	✔	9.8



Running #4 3 min 7,17 sec

Shooting Round 4 (Time: 13.61 sec Average: 7.9)

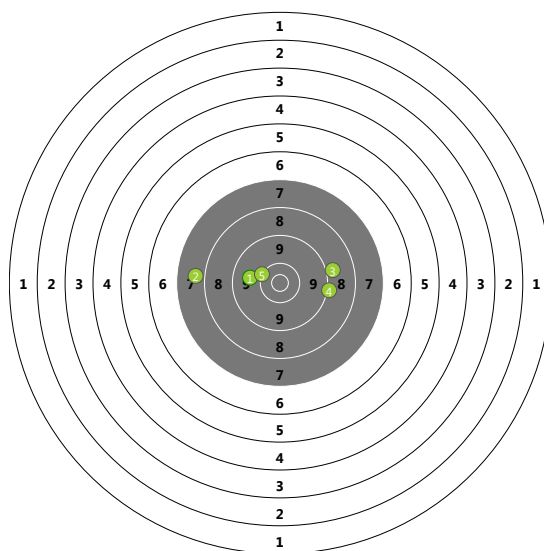
#1	0.00 s	✓	9.7
#2	2.26 s	✓	8.7
#3	4.73 s	✓	8.0
#4	6.96 s	✗	6.0
#5	9.11 s	✓	7.7
#6	11.25 s	✗	6.5
#7	13.61 s	✓	8.8



Results for Marek GRYCZ, CZE (on Lane 27)

Shooting Round 1 (Time: 8.53 sec Average: 9.2)

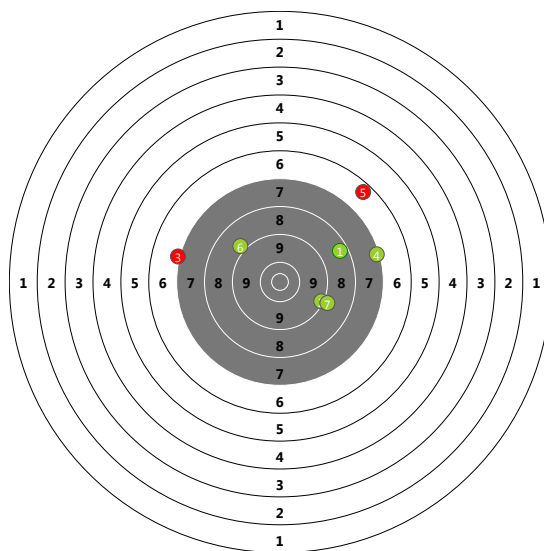
#1	0.00 s	✓	9.9
#2	2.01 s	✓	7.9
#3	4.23 s	✓	9.0
#4	6.33 s	✓	9.2
#5	8.53 s	✓	10.2



Running #2 2 min 32,64 sec

Shooting Round 2 (Time: 14.89 sec Average: 8.1)

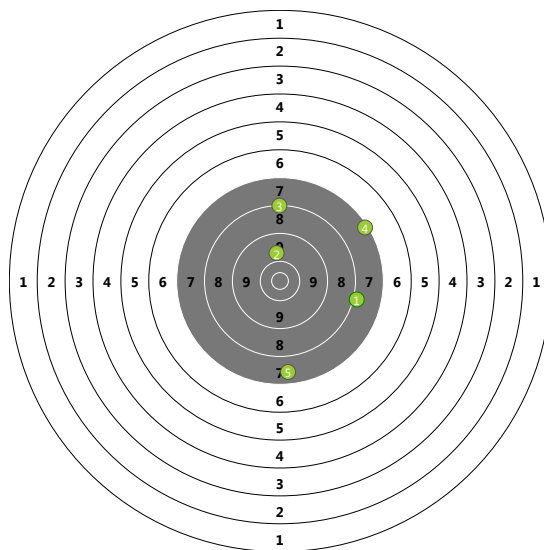
#1	0.00 s	✓	8.5
#2	4.30 s	✓	9.3
#3	6.41 s	✗	7.2
#4	8.51 s	✓	7.3
#5	10.67 s	✗	6.6
#6	12.79 s	✓	9.0
#7	14.89 s	✓	9.1



Running #3 2 min 51,49 sec

Shooting Round 3 (Time: 8.39 sec Average: 8.2)

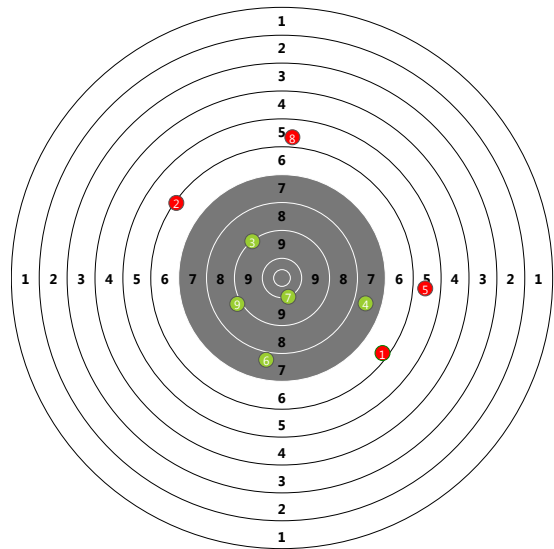
#1	0.00 s	✓	8.1
#2	2.05 s	✓	9.9
#3	4.17 s	✓	8.2
#4	6.24 s	✓	7.3
#5	8.39 s	✓	7.7



Running #4 2 min 39,97 sec

Shooting Round 4 (Time: 18.07 sec Average: 7.6)

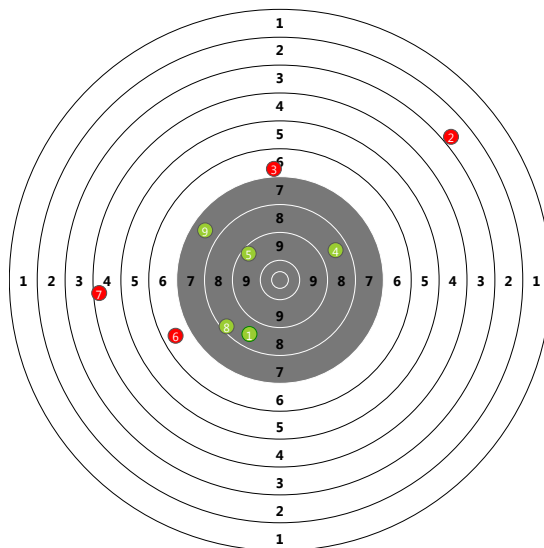
#1	0.00 s	✘	6.4
#2	2.14 s	✘	6.3
#3	4.33 s	✔	9.3
#4	6.41 s	✔	7.8
#5	8.52 s	✘	5.8
#6	11.72 s	✔	8.0
#7	13.87 s	✔	10.2
#8	15.94 s	✘	5.9
#9	18.07 s	✔	9.1



Results for Ruslan NAKONECHNYI, LAT (on Lane 28)

Shooting Round 1 (Time: 16.39 sec Average: 7.1)

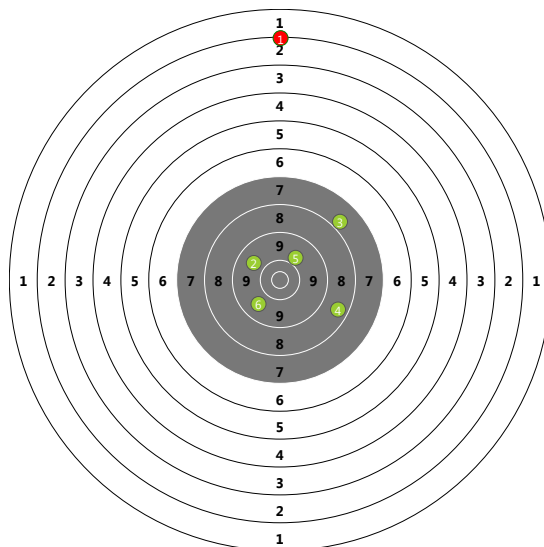
#1	0.00 s	✓	8.7
#2	1.98 s	✗	3.0
#3	3.96 s	✗	7.0
#4	6.04 s	✓	8.7
#5	8.21 s	✓	9.5
#6	10.25 s	✗	6.7
#7	12.29 s	✗	4.4
#8	14.37 s	✓	8.4
#9	16.39 s	✓	7.7



Running #2 2 min 38,78 sec

Shooting Round 2 (Time: 11.20 sec Average: 8.1)

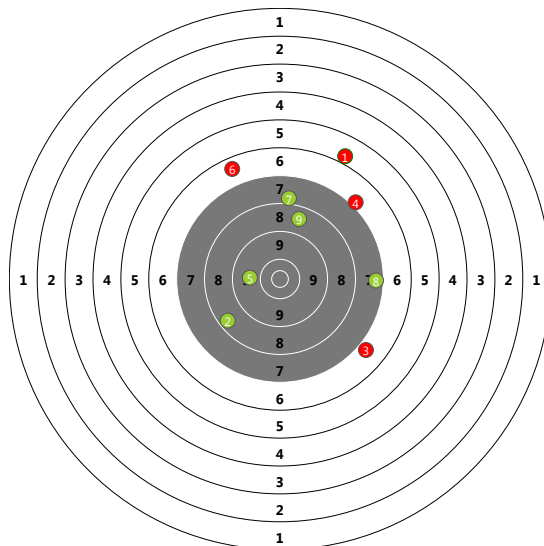
#1	0.00 s	✗	2.3
#2	2.37 s	✓	9.8
#3	4.51 s	✓	7.9
#4	6.79 s	✓	8.6
#5	8.90 s	✓	10.0
#6	11.20 s	✓	9.8



Running #3 2 min 34,60 sec

Shooting Round 3 (Time: 19.74 sec Average: 7.7)

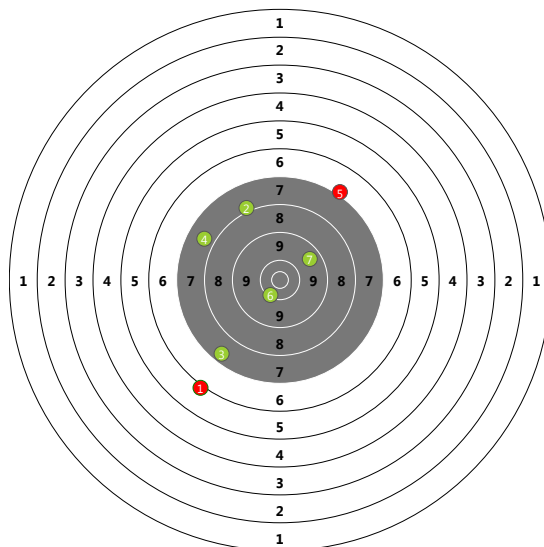
#1	0.00 s	✗	6.0
#2	2.38 s	✓	8.6
#3	4.57 s	✗	7.0
#4	6.73 s	✗	7.1
#5	9.16 s	✓	9.9
#6	11.61 s	✗	6.6
#7	14.91 s	✓	8.0
#8	17.31 s	✓	7.5
#9	19.74 s	✓	8.7



Running #4 2 min 58,05 sec

Shooting Round 4 (Time: 14.39 sec Average: 8.1)

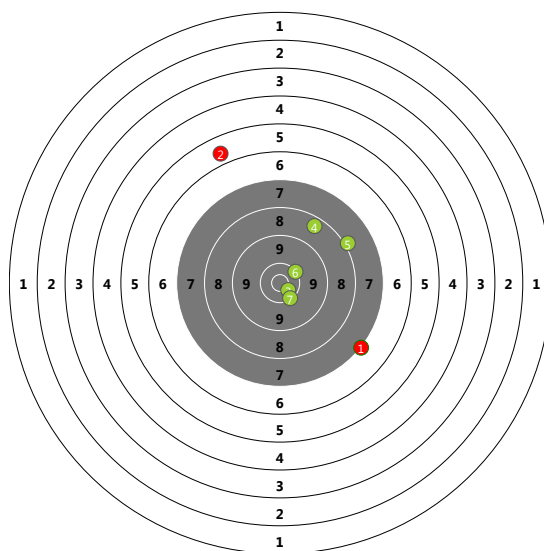
#1	0.00 s	✘	6.1
#2	2.65 s	✔	8.1
#3	4.82 s	✔	7.6
#4	7.19 s	✔	7.9
#5	9.55 s	✘	7.1
#6	12.03 s	✔	10.3
#7	14.39 s	✔	9.6



Results for Valentin BELAUD, FRA (on Lane 29)

Shooting Round 1 (Time: 14.19 sec Average: 8.7)

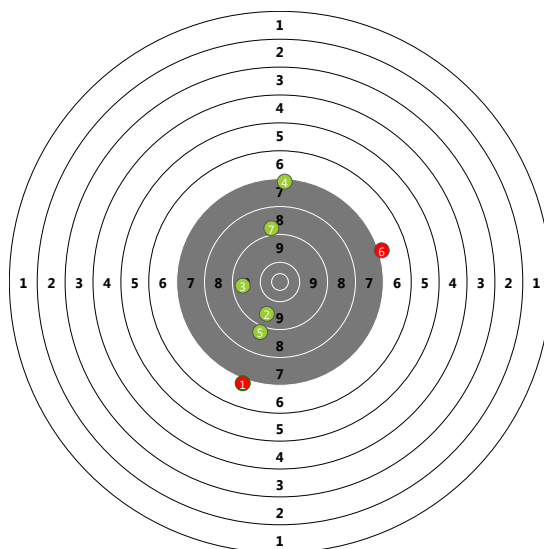
#1	0.00 s	✘	7.2
#2	2.35 s	✘	5.8
#3	4.86 s	✔	10.6
#4	7.23 s	✔	8.6
#5	9.61 s	✔	8.1
#6	11.87 s	✔	10.3
#7	14.19 s	✔	10.3



Running #2 2 min 25,12 sec

Shooting Round 2 (Time: 14.15 sec Average: 8.4)

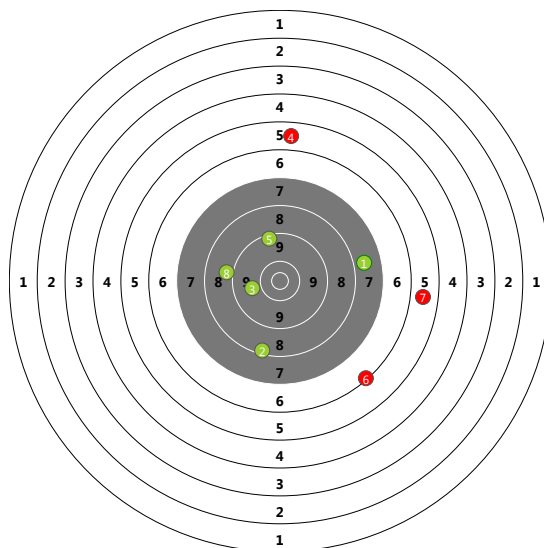
#1	0.00 s	✘	7.1
#2	2.54 s	✔	9.7
#3	4.95 s	✔	9.6
#4	7.27 s	✔	7.3
#5	9.54 s	✔	9.0
#6	11.76 s	✘	7.1
#7	14.15 s	✔	9.0



Running #3 2 min 29,79 sec

Shooting Round 3 (Time: 16.18 sec Average: 7.8)

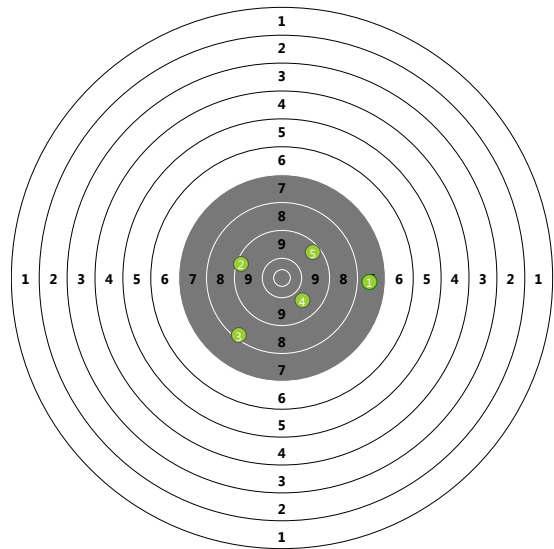
#1	0.00 s	✔	7.9
#2	2.49 s	✔	8.4
#3	4.80 s	✔	9.9
#4	7.03 s	✘	5.7
#5	9.24 s	✔	9.4
#6	11.59 s	✘	6.3
#7	13.88 s	✘	5.8
#8	16.18 s	✔	9.0



Running #4 2 min 46,90 sec

Shooting Round 4 (Time: 9.45 sec Average: 9.0)

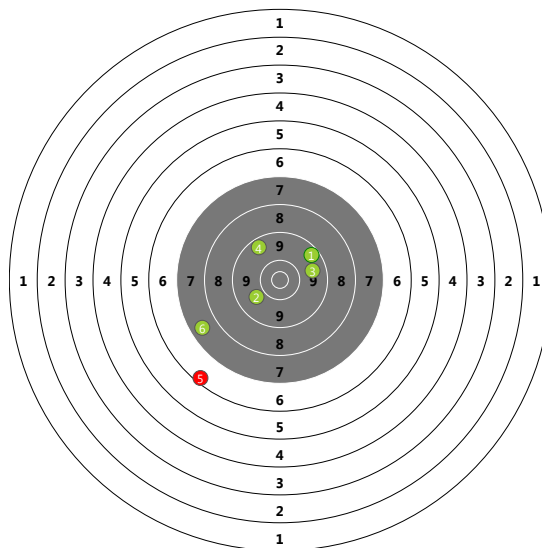
#1	0.00 s	✓	7.8
#2	2.43 s	✓	9.4
#3	4.81 s	✓	8.4
#4	7.15 s	✓	9.9
#5	9.45 s	✓	9.5



Results for Maciej BARANOWSKI, POL (on Lane 30)

Shooting Round 1 (Time: 10.15 sec Average: 8.8)

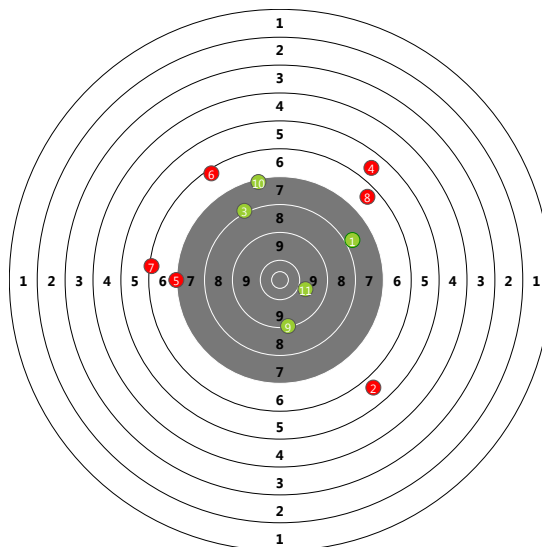
#1	0.00 s	✓	9.5
#2	2.20 s	✓	9.9
#3	4.36 s	✓	9.7
#4	6.27 s	✓	9.6
#5	8.19 s	✗	6.4
#6	10.15 s	✓	7.7



Running #2 2 min 23,26 sec

Shooting Round 2 (Time: 18.87 sec Average: 7.4)

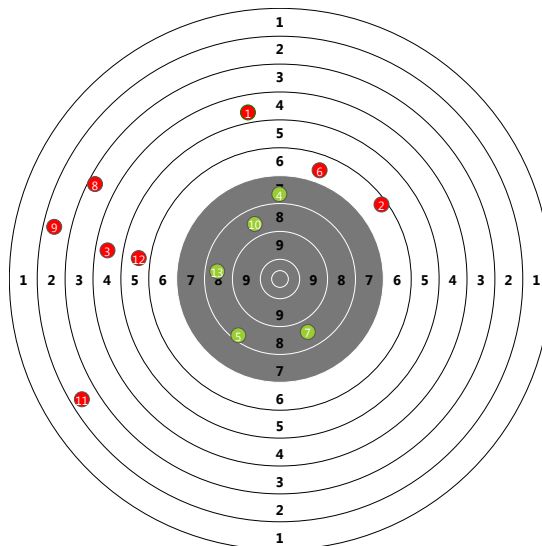
#1	0.00 s	✓	8.0
#2	2.03 s	✗	5.8
#3	3.81 s	✓	8.2
#4	5.59 s	✗	5.8
#5	7.47 s	✗	7.2
#6	9.16 s	✗	6.4
#7	11.07 s	✗	6.3
#8	13.07 s	✗	6.6
#9	15.17 s	✓	9.3
#10	17.00 s	✓	7.4
#11	18.87 s	✓	10.0



Running #3 2 min 40,43 sec

Shooting Round 3 (Time: 22.92 sec Average: 6.1)

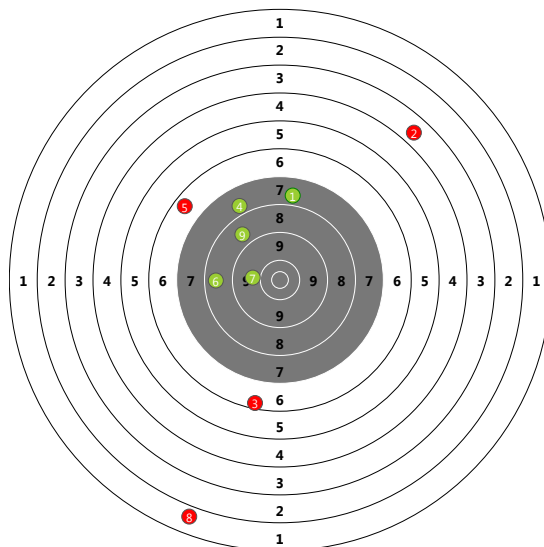
#1	0.00 s	✗	4.9
#2	2.16 s	✗	6.4
#3	3.96 s	✗	4.7
#4	5.76 s	✓	7.9
#5	7.65 s	✓	8.4
#6	9.41 s	✗	6.8
#7	11.23 s	✓	8.8
#8	12.94 s	✗	3.5
#9	14.91 s	✗	2.6
#10	16.82 s	✓	8.8
#11	18.81 s	✗	2.6
#12	20.85 s	✗	5.8
#13	22.92 s	✓	8.7



Running #4 2 min 58,03 sec

Shooting Round 4 (Time: 15.56 sec Average: 6.9)

#1	0.00 s	✓	7.9
#2	1.99 s	✗	3.8
#3	3.90 s	✗	6.4
#4	6.34 s	✓	7.9
#5	8.15 s	✗	6.6
#6	9.92 s	✓	8.6
#7	11.72 s	✓	10.0
#8	13.56 s	✗	1.9
#9	15.56 s	✓	8.8



Used equipment during competition

At this competition the SmartPLT laser target was used.
ShotLight Lamps were used in order to instantly display the hits and misses for all athletes.

All results have been collected using ONE single Laptop computer using
the SmartPLT LIVE (COMPETITION Edition) software via a standard Ethernet network.

This report was also generated using the SmartPLT LIVE software - with just one click after the competition.

With the SmartPLT Laser Target you have much more possibilities as shown on this event.

Please visit www.SmartPLT.com for further informations.


The SmartPLT Laser Target



The ShotLight Lamp



The SmartPLT LIVE software



The SmartPLT Laser Target is a brand new target system with a performance never seen before.
Please feel free to contact us if you have any questions relating to the used equipment.

email: info@SmartPLT.com
www: <http://www.SmartPLT.com>

All the used equipment was developed and produced by ALS - Smart Laser Shooting