

**Result of
UIPM Worldcup#2 2017 Kairo, Egypt**

**for
Men Final**

All shooting results were captured using the brand new SmartPLT precision laser target by ALS - Smart Laser Shooting. This recently released new and inventive laser precision target captures UIPM 2015 coded laser shots and is homologated by the UIPM for all competition types. The target has a performance like never seen before. Convince yourself!

For further information please refer to the last page of this document,
visit <http://www.SmartPLT.com> or contact info@SmartPLT.com

[--- www.SmartPLT.com ---](http://www.SmartPLT.com)

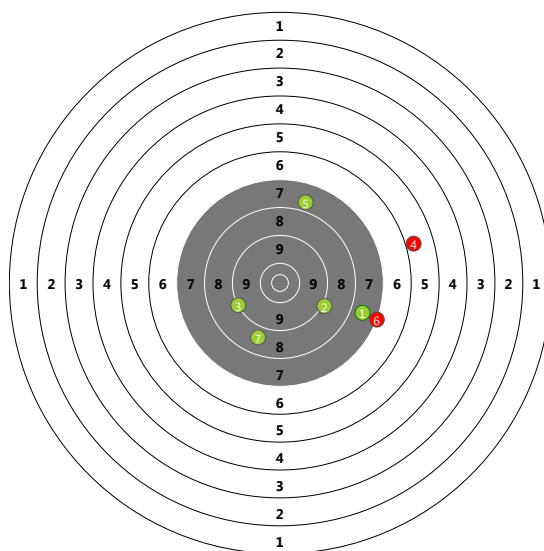
ALS - Smart Laser Shooting is a brand of SF Software Solutions.
We developed, produce and distribute the SmartPLT Precision Laser Target and other shooting equipment for modern pentathlon and other shooting sports.



Results for Pavlo TYMOSHCHENKO, UKR (on Lane 1)

Shooting Round 1 (Time: 14.96 sec Average: 8.0)

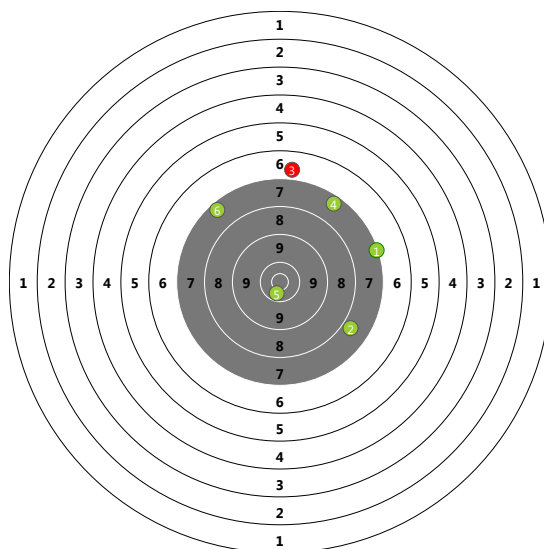
#1	0.00 s	✔	7.8
#2	2.40 s	✔	9.2
#3	4.71 s	✔	9.3
#4	7.15 s	✘	6.0
#5	9.52 s	✔	7.9
#6	11.97 s	✘	7.2
#7	14.96 s	✔	8.8



Running #2 2 min 44,31 sec

Shooting Round 2 (Time: 10.99 sec Average: 7.9)

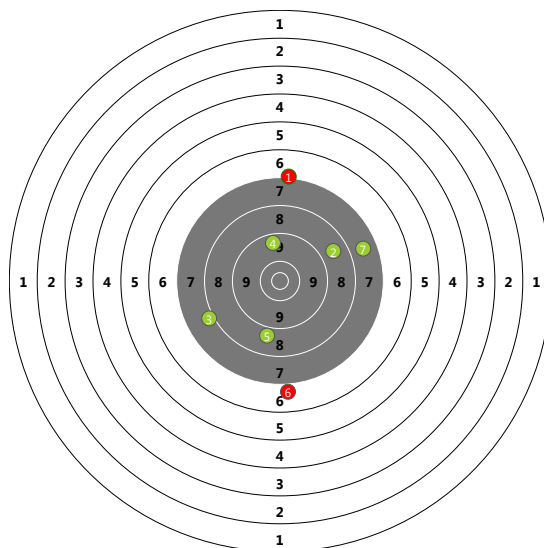
#1	0.00 s	✔	7.3
#2	2.19 s	✔	7.9
#3	4.61 s	✘	6.9
#4	6.77 s	✔	7.5
#5	8.84 s	✔	10.5
#6	10.99 s	✔	7.5



Running #3 2 min 41,06 sec

Shooting Round 3 (Time: 13.55 sec Average: 8.2)

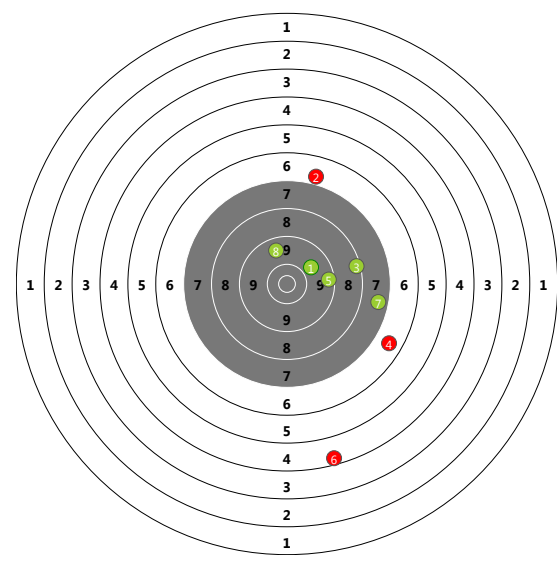
#1	0.00 s	✘	7.2
#2	2.27 s	✔	8.8
#3	4.39 s	✔	8.1
#4	6.64 s	✔	9.6
#5	8.83 s	✔	8.9
#6	11.17 s	✘	7.0
#7	13.55 s	✔	7.7



Running #4 2 min 40,41 sec

Shooting Round 4 (Time: 15.92 sec Average: 7.9)

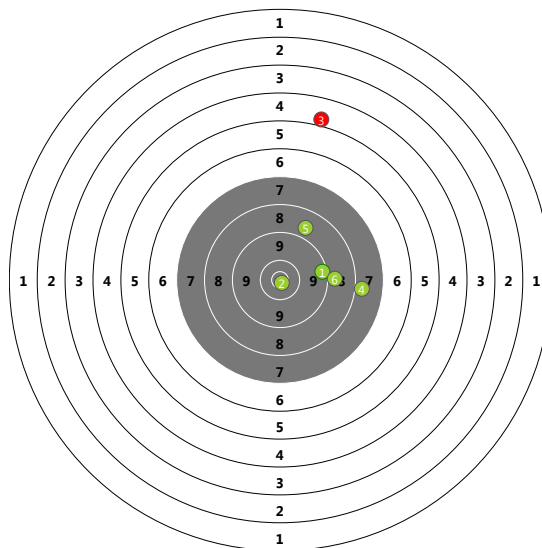
#1	0.00 s	✓	9.9
#2	2.27 s	✗	7.0
#3	4.41 s	✓	8.4
#4	6.75 s	✗	6.7
#5	9.10 s	✓	9.4
#6	11.46 s	✗	4.5
#7	13.78 s	✓	7.6
#8	15.92 s	✓	9.7



Results for Eslam HAMAD, EGY (on Lane 2)

Shooting Round 1 (Time: 10.37 sec Average: 8.5)

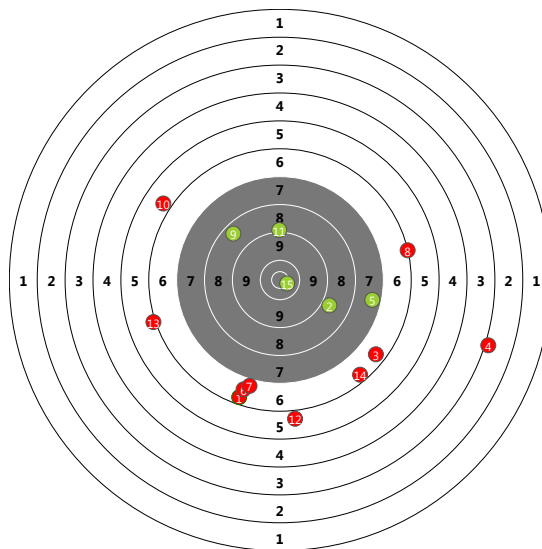
#1	0.00 s	✓	9.4
#2	2.08 s	✓	10.8
#3	3.92 s	✗	5.0
#4	5.99 s	✓	8.0
#5	8.17 s	✓	8.9
#6	10.37 s	✓	9.0



Running #2 2 min 17,73 sec

Shooting Round 2 (Time: 28.68 sec Average: 7.1)

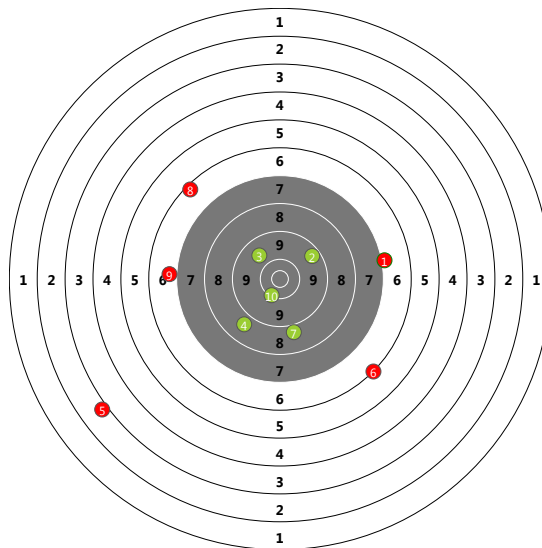
#1	0.00 s	✗	6.5
#2	2.43 s	✓	9.0
#3	4.32 s	✗	6.6
#4	6.41 s	✗	3.1
#5	8.46 s	✓	7.6
#6	10.50 s	✗	6.8
#7	12.45 s	✗	7.0
#8	14.31 s	✗	6.2
#9	16.32 s	✓	8.6
#10	18.30 s	✗	5.9
#11	20.21 s	✓	9.2
#12	22.36 s	✗	5.9
#13	24.39 s	✗	6.2
#14	26.34 s	✗	6.5
#15	28.68 s	✓	10.7



Running #3 2 min 48,63 sec

Shooting Round 3 (Time: 19.07 sec Average: 7.7)

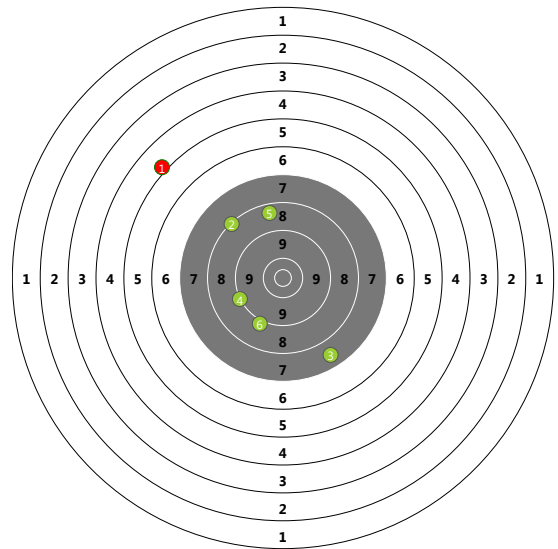
#1	0.00 s	✗	7.1
#2	1.88 s	✓	9.5
#3	3.97 s	✓	9.8
#4	6.08 s	✓	8.9
#5	8.18 s	✗	3.0
#6	10.57 s	✗	6.2
#7	12.84 s	✓	9.0
#8	14.70 s	✗	6.4
#9	16.79 s	✗	7.0
#10	19.07 s	✓	10.3



Running #4 2 min 51,65 sec

Shooting Round 4 (Time: 9.84 sec Average: 8.0)

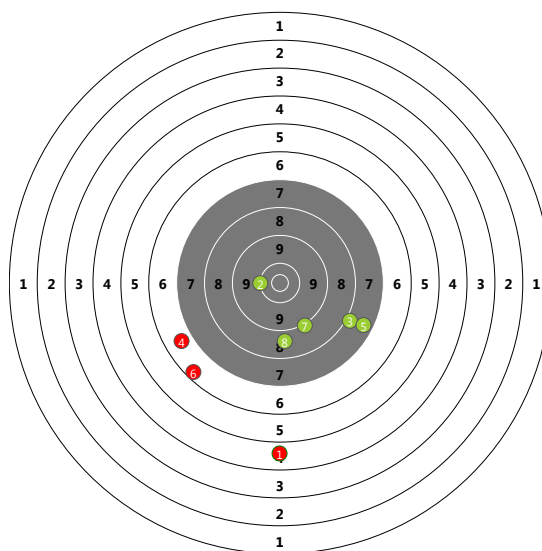
#1	0.00 s	✘	5.1
#2	2.08 s	✔	8.3
#3	4.15 s	✔	7.7
#4	6.09 s	✔	9.2
#5	7.96 s	✔	8.6
#6	9.84 s	✔	9.1



Results for Matteo CICINELLI, ITA (on Lane 3)

Shooting Round 1 (Time: 19.62 sec Average: 7.8)

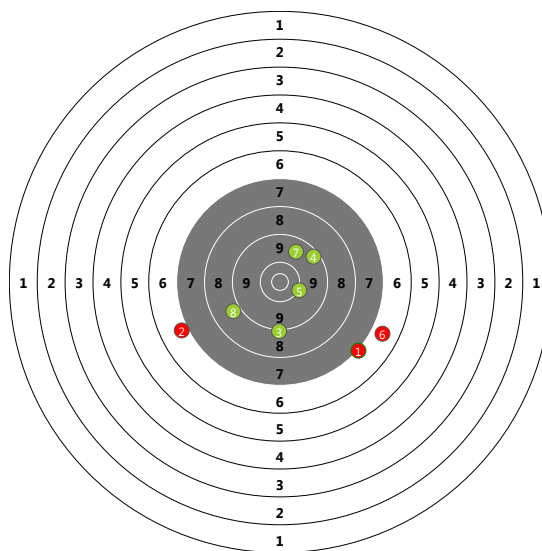
#1	0.00 s	✘	4.8
#2	3.82 s	✔	10.2
#3	6.41 s	✔	8.1
#4	8.79 s	✘	6.8
#5	11.72 s	✔	7.6
#6	14.15 s	✘	6.5
#7	17.09 s	✔	9.2
#8	19.62 s	✔	8.9



Running #2 2 min 35,76 sec

Shooting Round 2 (Time: 19.71 sec Average: 8.6)

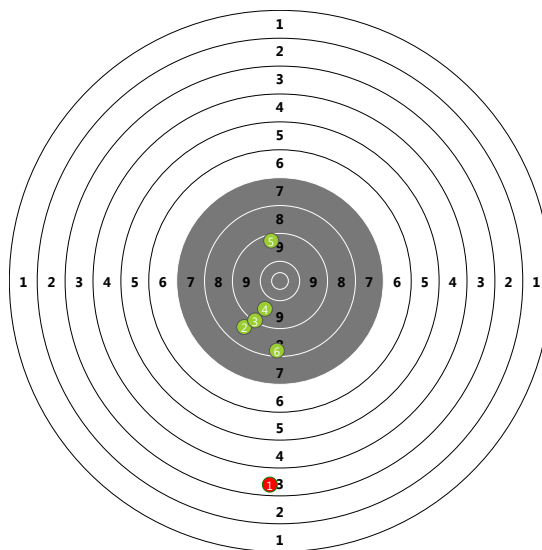
#1	0.00 s	✘	7.2
#2	3.06 s	✘	7.0
#3	5.87 s	✔	9.2
#4	8.84 s	✔	9.4
#5	11.39 s	✔	10.2
#6	14.32 s	✘	6.8
#7	17.04 s	✔	9.7
#8	19.71 s	✔	9.0



Running #3 2 min 46,40 sec

Shooting Round 3 (Time: 12.52 sec Average: 8.3)

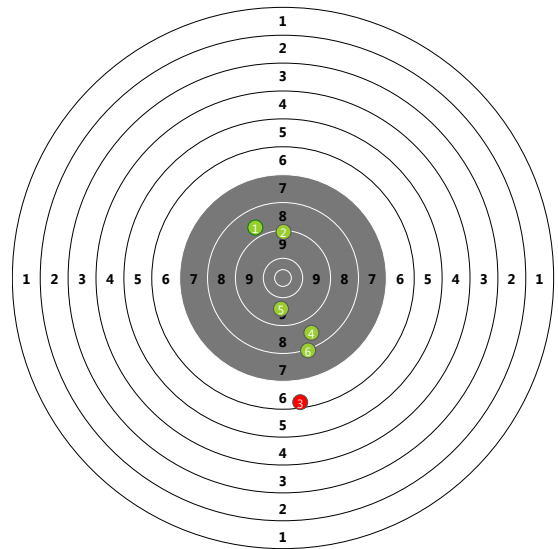
#1	0.00 s	✘	3.6
#2	2.71 s	✔	8.9
#3	5.21 s	✔	9.3
#4	7.89 s	✔	9.8
#5	10.13 s	✔	9.5
#6	12.52 s	✔	8.5



Running #4 2 min 40,90 sec

Shooting Round 4 (Time: 12.84 sec Average: 8.6)

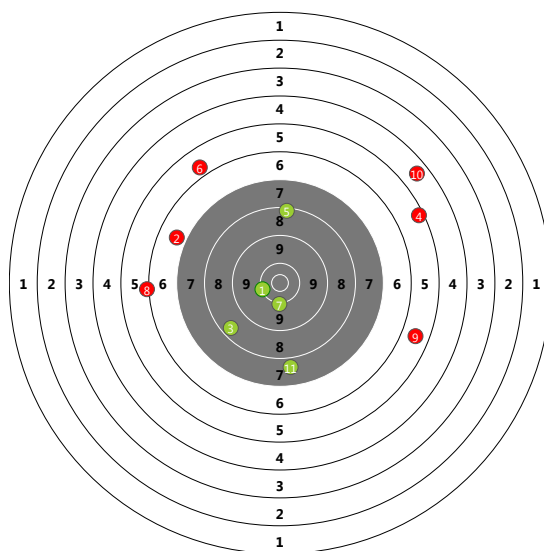
#1	0.00 s	✓	8.9
#2	2.54 s	✓	9.3
#3	5.05 s	✗	6.5
#4	7.89 s	✓	8.7
#5	10.44 s	✓	9.8
#6	12.84 s	✓	8.2



Results for Sherif RASHAD, EGY (on Lane 4)

Shooting Round 1 (Time: 18.82 sec Average: 7.3)

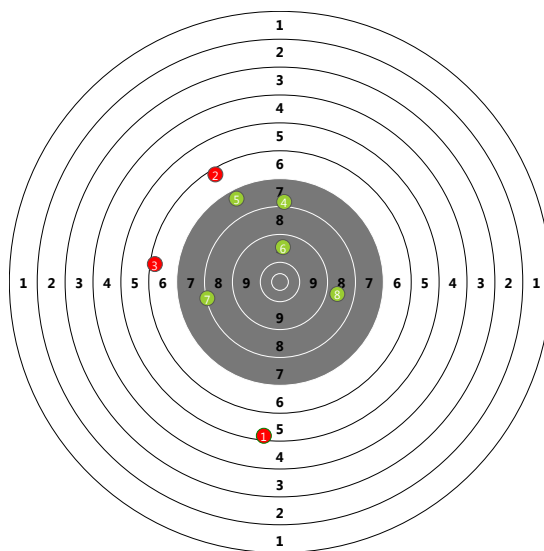
#1	0.00 s	✓	10.3
#2	1.94 s	✗	6.9
#3	3.62 s	✓	8.6
#4	5.49 s	✗	5.4
#5	7.17 s	✓	8.3
#6	8.81 s	✗	5.9
#7	10.97 s	✓	10.2
#8	12.62 s	✗	6.2
#9	14.75 s	✗	5.7
#10	16.99 s	✗	4.7
#11	18.82 s	✓	7.9



Running #2 2 min 37,18 sec

Shooting Round 2 (Time: 13.52 sec Average: 7.6)

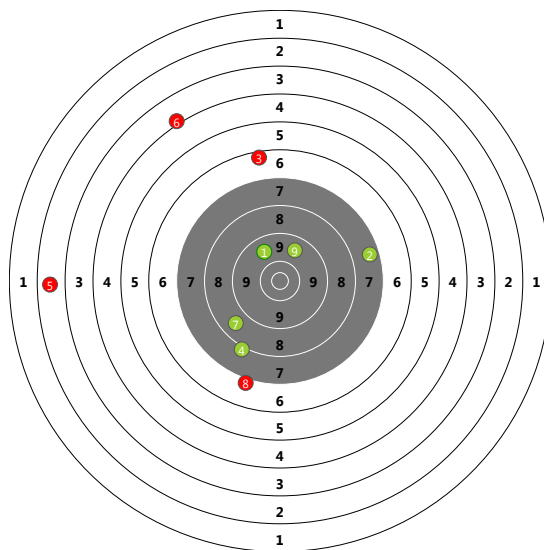
#1	0.00 s	✗	5.4
#2	2.11 s	✗	6.4
#3	4.21 s	✗	6.4
#4	6.19 s	✓	8.1
#5	8.10 s	✓	7.6
#6	9.98 s	✓	9.7
#7	11.57 s	✓	8.3
#8	13.52 s	✓	8.8



Running #3 2 min 42,35 sec

Shooting Round 3 (Time: 15.58 sec Average: 7.2)

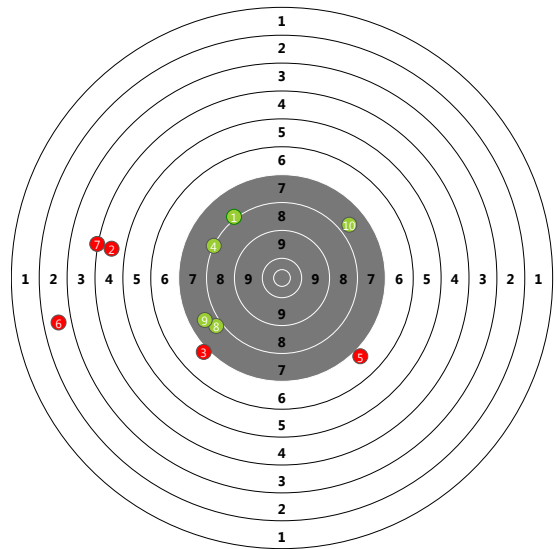
#1	0.00 s	✓	9.8
#2	2.04 s	✓	7.6
#3	3.92 s	✗	6.5
#4	5.58 s	✓	8.1
#5	7.56 s	✗	2.7
#6	9.44 s	✗	4.1
#7	11.45 s	✓	8.8
#8	13.51 s	✗	7.1
#9	15.58 s	✓	9.7



Running #4 2 min 51,86 sec

Shooting Round 4 (Time: 17.39 sec Average: 6.6)

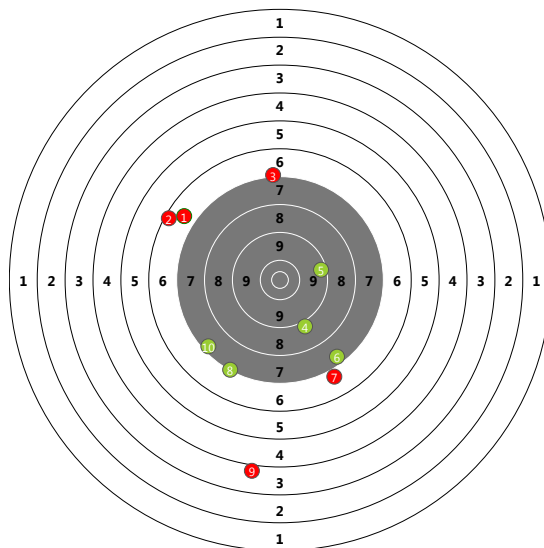
#1	0.00 s	✓	8.2
#2	1.85 s	✗	4.7
#3	3.78 s	✗	7.1
#4	5.49 s	✓	8.2
#5	7.19 s	✗	7.0
#6	9.05 s	✗	2.8
#7	11.67 s	✗	4.2
#8	13.76 s	✓	8.0
#9	15.64 s	✓	7.8
#10	17.39 s	✓	7.9



Results for Alexander LIFANOV, RUS (on Lane 5)

Shooting Round 1 (Time: 15.83 sec Average: 7.2)

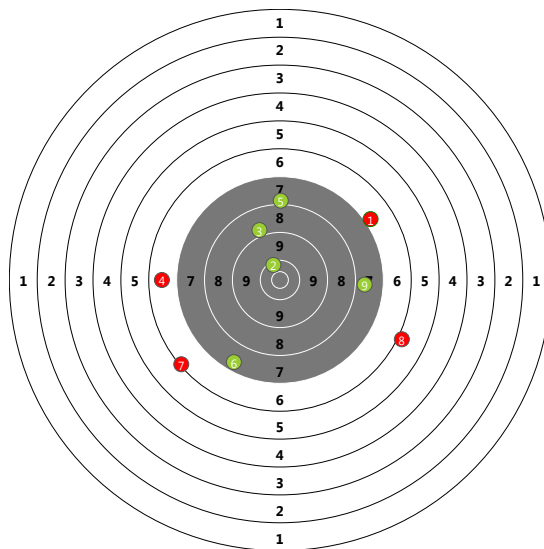
#1	0.00 s	✗	6.8
#2	1.88 s	✗	6.4
#3	3.68 s	✗	7.2
#4	5.59 s	✓	9.1
#5	7.31 s	✓	9.4
#6	9.01 s	✓	7.5
#7	10.63 s	✗	7.0
#8	12.35 s	✓	7.3
#9	14.09 s	✗	4.0
#10	15.83 s	✓	7.4



Running #2 2 min 38,55 sec

Shooting Round 2 (Time: 14.50 sec Average: 7.7)

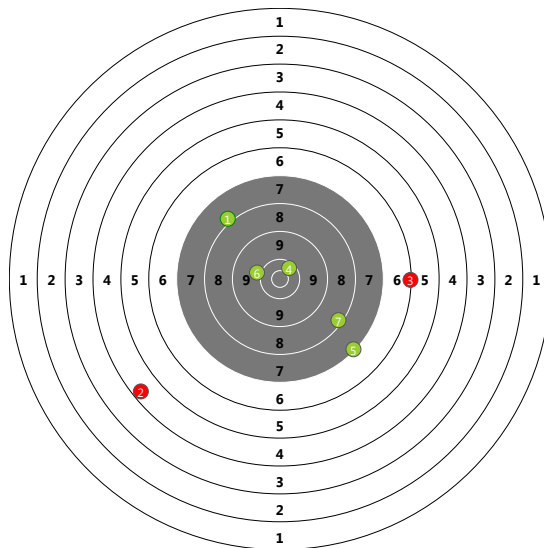
#1	0.00 s	✗	7.0
#2	1.80 s	✓	10.4
#3	3.59 s	✓	9.0
#4	5.32 s	✗	6.7
#5	7.03 s	✓	8.1
#6	8.86 s	✓	7.6
#7	10.60 s	✗	6.3
#8	12.58 s	✗	6.1
#9	14.50 s	✓	7.9



Running #3 2 min 43,31 sec

Shooting Round 3 (Time: 10.32 sec Average: 7.9)

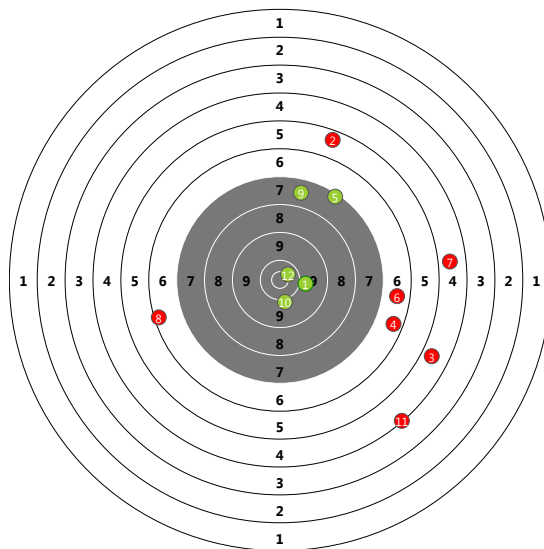
#1	0.00 s	✓	8.1
#2	1.70 s	✗	4.5
#3	3.42 s	✗	6.3
#4	5.12 s	✓	10.4
#5	6.89 s	✓	7.3
#6	8.63 s	✓	10.1
#7	10.32 s	✓	8.4



Running #4 2 min 31,61 sec

Shooting Round 4 (Time: 20.63 sec Average: 7.1)

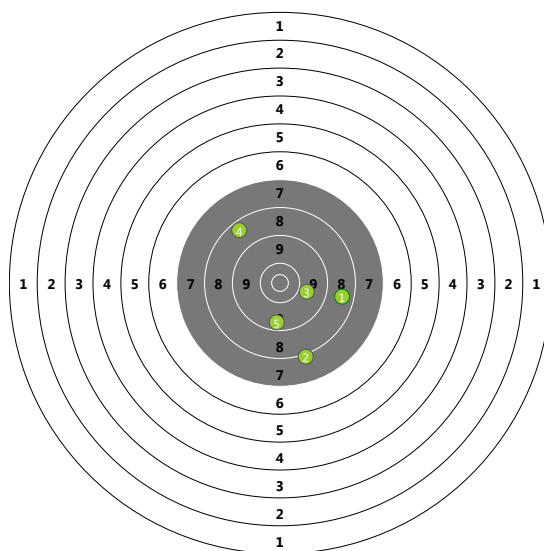
#1	0.00 s	✓	10.0
#2	1.78 s	✗	5.6
#3	3.71 s	✗	4.9
#4	5.45 s	✗	6.6
#5	7.25 s	✓	7.4
#6	9.16 s	✗	6.7
#7	10.91 s	✗	4.8
#8	13.03 s	✗	6.4
#9	14.95 s	✓	7.7
#10	16.83 s	✓	10.1
#11	18.58 s	✗	4.3
#12	20.63 s	✓	10.6



Results for Fabian LIEBIG, GER (on Lane 6)

Shooting Round 1 (Time: 7.91 sec Average: 9.0)

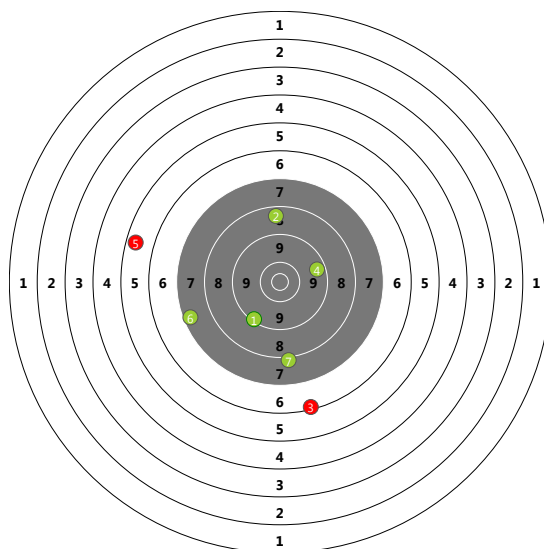
#1	0.00 s	✓	8.7
#2	1.88 s	✓	8.1
#3	3.89 s	✓	9.9
#4	5.95 s	✓	8.6
#5	7.91 s	✓	9.5



Running #2 2 min 29,46 sec

Shooting Round 2 (Time: 12.21 sec Average: 7.8)

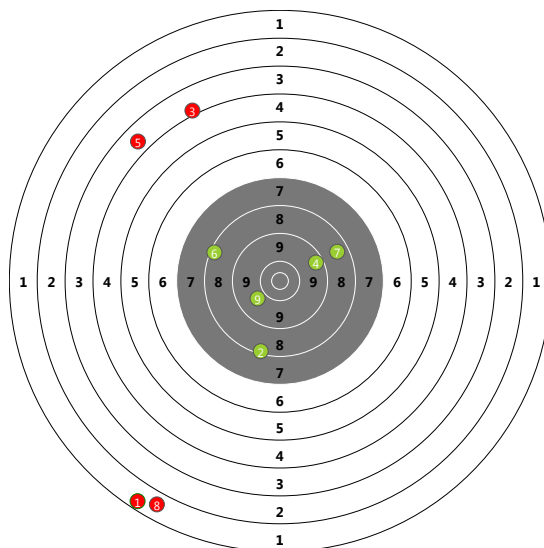
#1	0.00 s	✓	9.3
#2	2.11 s	✓	8.6
#3	4.18 s	✗	6.3
#4	6.23 s	✓	9.5
#5	8.18 s	✗	5.6
#6	10.27 s	✓	7.5
#7	12.21 s	✓	8.1



Running #3 2 min 36,83 sec

Shooting Round 3 (Time: 16.11 sec Average: 6.2)

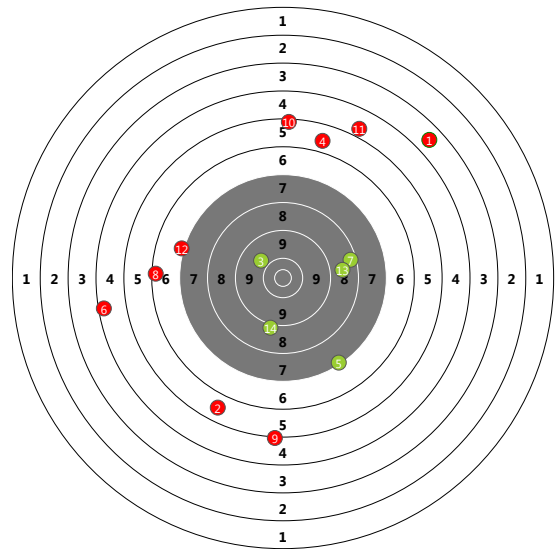
#1	0.00 s	✗	1.5
#2	2.18 s	✓	8.3
#3	4.20 s	✗	4.1
#4	6.56 s	✓	9.5
#5	8.46 s	✗	3.8
#6	10.33 s	✓	8.4
#7	12.21 s	✓	8.6
#8	14.06 s	✗	1.8
#9	16.11 s	✓	9.9



Running #4 2 min 27,92 sec

Shooting Round 4 (Time: 25.32 sec Average: 6.6)

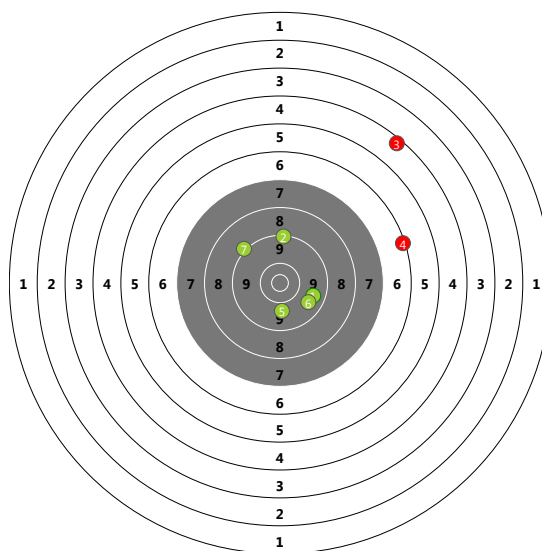
#1	0.00 s	✘	3.7
#2	1.94 s	✘	5.7
#3	3.74 s	✔	9.9
#4	5.72 s	✘	5.8
#5	7.74 s	✔	7.3
#6	9.54 s	✘	4.4
#7	11.53 s	✔	8.4
#8	13.41 s	✘	6.4
#9	15.39 s	✘	5.2
#10	17.37 s	✘	5.3
#11	19.35 s	✘	4.9
#12	21.32 s	✘	7.2
#13	23.36 s	✔	8.8
#14	25.32 s	✔	9.1



Results for Daniel LAWRYNOWICZ, POL (on Lane 7)

Shooting Round 1 (Time: 12.49 sec Average: 8.4)

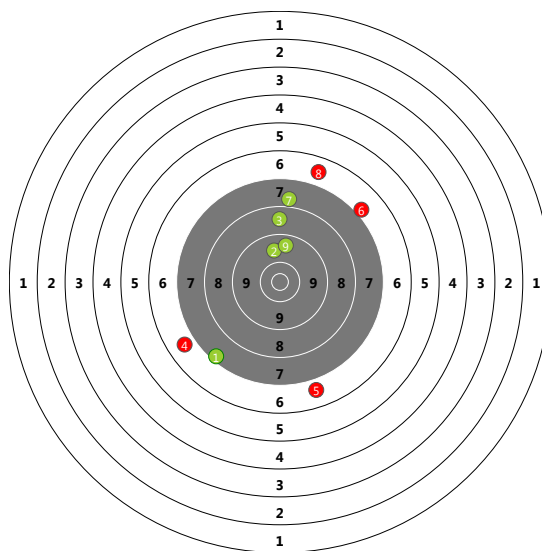
#1	0.00 s	✓	9.7
#2	2.16 s	✓	9.3
#3	4.24 s	✗	4.4
#4	6.34 s	✗	6.3
#5	8.52 s	✓	9.9
#6	10.54 s	✓	9.7
#7	12.49 s	✓	9.2



Running #2 2 min 32,97 sec

Shooting Round 2 (Time: 16.56 sec Average: 7.9)

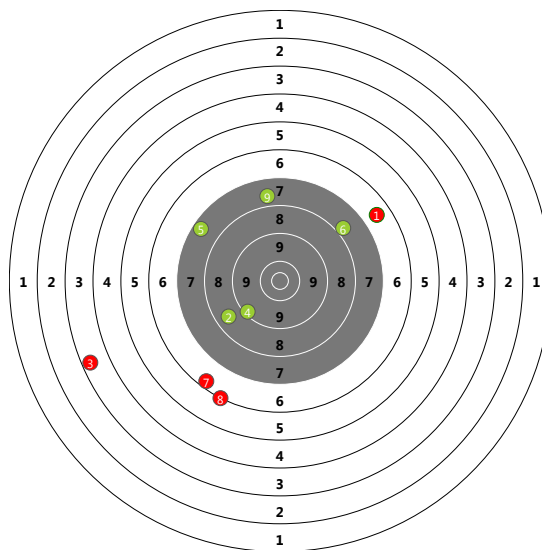
#1	0.00 s	✓	7.4
#2	2.65 s	✓	9.8
#3	4.66 s	✓	8.7
#4	6.57 s	✗	6.9
#5	8.46 s	✗	6.9
#6	10.39 s	✗	7.0
#7	12.22 s	✓	8.0
#8	14.39 s	✗	6.8
#9	16.56 s	✓	9.6



Running #3 2 min 38,45 sec

Shooting Round 3 (Time: 17.38 sec Average: 7.2)

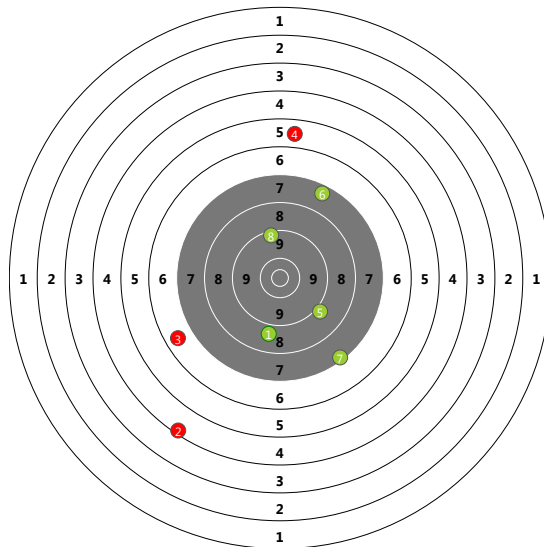
#1	0.00 s	✗	6.7
#2	2.25 s	✓	8.7
#3	4.46 s	✗	3.5
#4	6.78 s	✓	9.3
#5	8.97 s	✓	7.6
#6	11.13 s	✓	8.0
#7	13.12 s	✗	6.5
#8	15.36 s	✗	6.2
#9	17.38 s	✓	7.9



Running #4 2 min 46,83 sec

Shooting Round 4 (Time: 15.82 sec Average: 7.4)

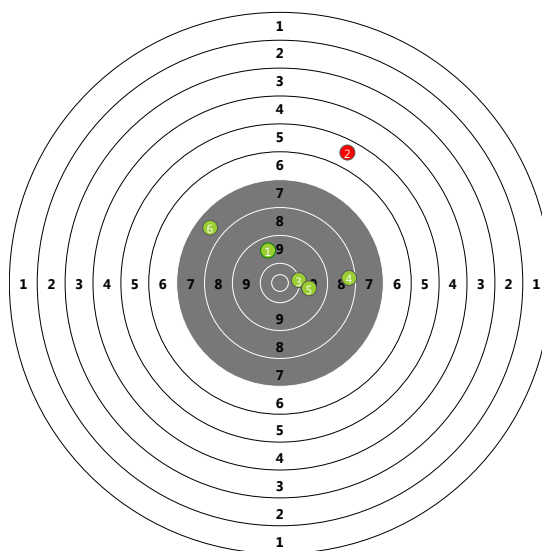
#1	0.00 s	✓	8.9
#2	2.90 s	✗	4.4
#3	5.11 s	✗	6.7
#4	7.43 s	✗	5.8
#5	9.52 s	✓	9.1
#6	11.59 s	✓	7.6
#7	13.93 s	✓	7.4
#8	15.82 s	✓	9.4



Results for Alexander SAVKIN, RUS (on Lane 8)

Shooting Round 1 (Time: 13.45 sec Average: 8.7)

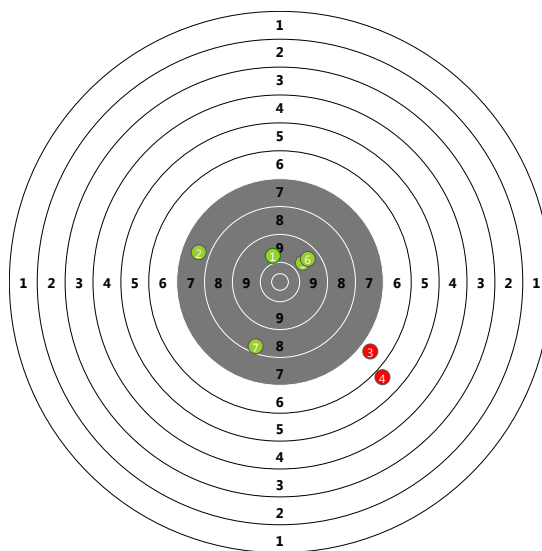
#1	0.00 s	✓	9.7
#2	2.50 s	✗	5.7
#3	5.35 s	✓	10.3
#4	8.97 s	✓	8.5
#5	11.37 s	✓	9.9
#6	13.45 s	✓	7.8



Running #2 2 min 38,09 sec

Shooting Round 2 (Time: 12.96 sec Average: 8.4)

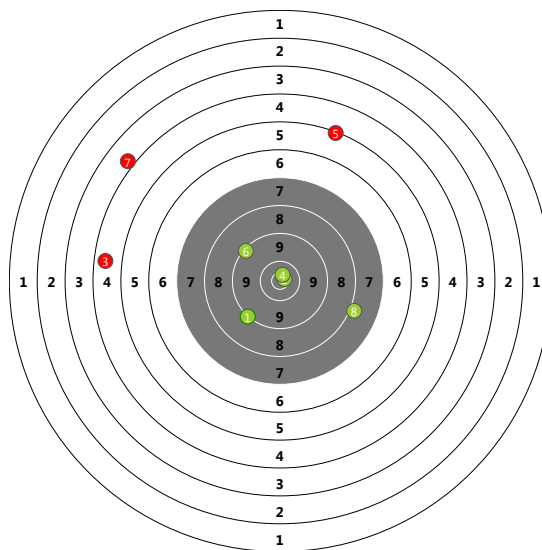
#1	0.00 s	✓	10.0
#2	2.23 s	✓	7.8
#3	4.33 s	✗	6.9
#4	6.31 s	✗	5.9
#5	8.46 s	✓	9.9
#6	10.72 s	✓	9.7
#7	12.96 s	✓	8.5



Running #3 2 min 37,68 sec

Shooting Round 3 (Time: 14.61 sec Average: 7.8)

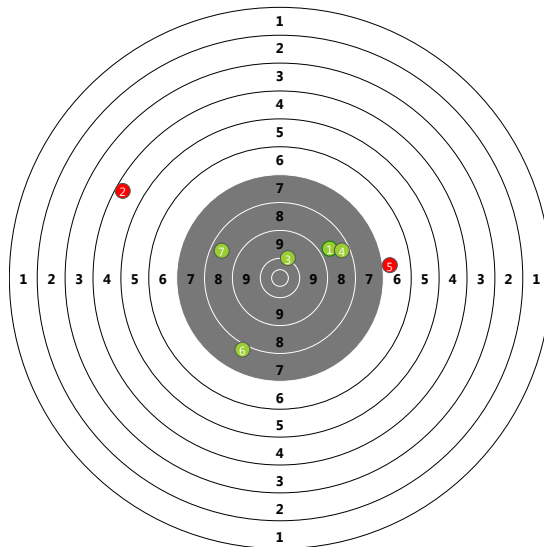
#1	0.00 s	✓	9.2
#2	2.04 s	✓	10.8
#3	4.12 s	✗	4.6
#4	6.18 s	✓	10.7
#5	8.34 s	✗	5.3
#6	10.27 s	✓	9.3
#7	12.21 s	✗	4.0
#8	14.61 s	✓	8.1



Running #4 2 min 40,45 sec

Shooting Round 4 (Time: 13.62 sec Average: 8.0)

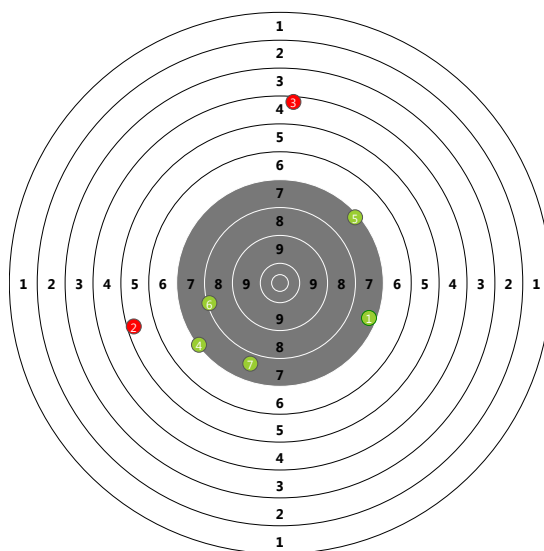
#1	0.00 s	✓	8.9
#2	2.27 s	✗	4.5
#3	4.63 s	✓	10.2
#4	6.89 s	✓	8.5
#5	9.48 s	✗	7.0
#6	11.61 s	✓	8.0
#7	13.62 s	✓	8.6



Results for Alexander NOBIS, GER (on Lane 9)

Shooting Round 1 (Time: 11.12 sec Average: 6.9)

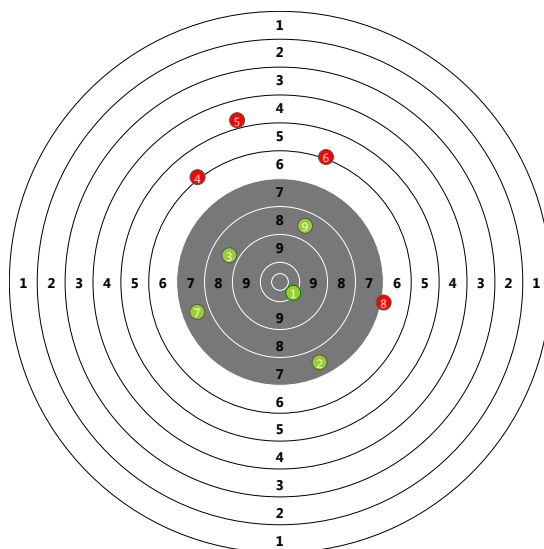
#1	0.00 s	✓	7.5
#2	1.79 s	✗	5.5
#3	3.69 s	✗	4.4
#4	5.44 s	✓	7.3
#5	7.36 s	✓	7.4
#6	9.30 s	✓	8.3
#7	11.12 s	✓	7.9



Running #2 2 min 29,15 sec

Shooting Round 2 (Time: 15.99 sec Average: 7.5)

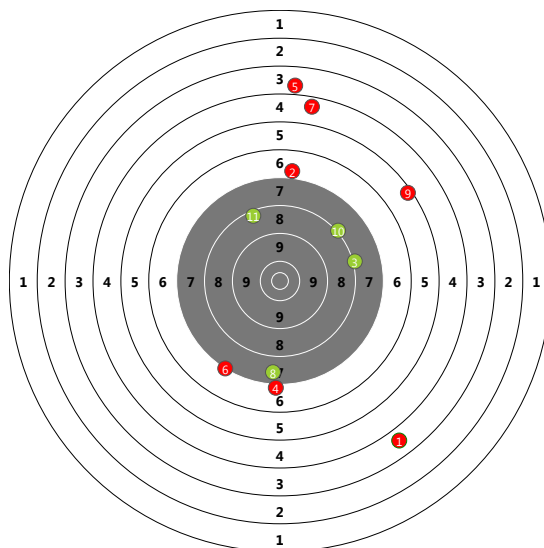
#1	0.00 s	✓	10.3
#2	2.47 s	✓	7.7
#3	4.43 s	✓	8.9
#4	6.22 s	✗	6.2
#5	8.01 s	✗	4.9
#6	9.80 s	✗	6.2
#7	11.82 s	✓	7.8
#8	13.73 s	✗	7.2
#9	15.99 s	✓	8.7



Running #3 2 min 35,99 sec

Shooting Round 3 (Time: 20.07 sec Average: 6.5)

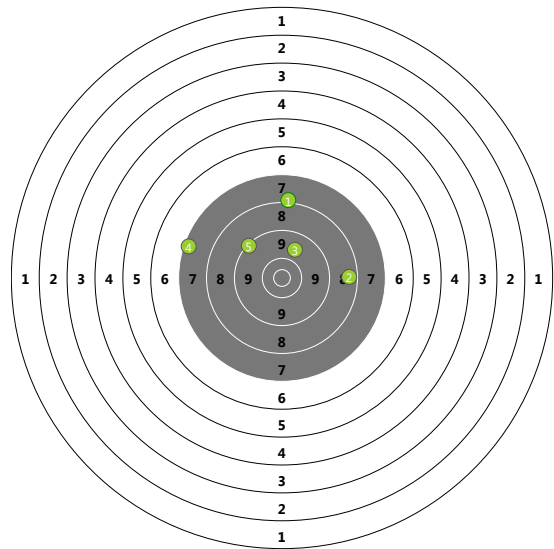
#1	0.00 s	✗	3.8
#2	1.93 s	✗	7.0
#3	5.60 s	✓	8.2
#4	7.31 s	✗	7.1
#5	9.11 s	✗	3.9
#6	10.91 s	✗	7.2
#7	12.60 s	✗	4.6
#8	14.38 s	✓	7.7
#9	16.26 s	✗	5.4
#10	18.20 s	✓	8.2
#11	20.07 s	✓	8.4



Running #4 2 min 57,83 sec

Shooting Round 4 (Time: 8.08 sec Average: 8.6)

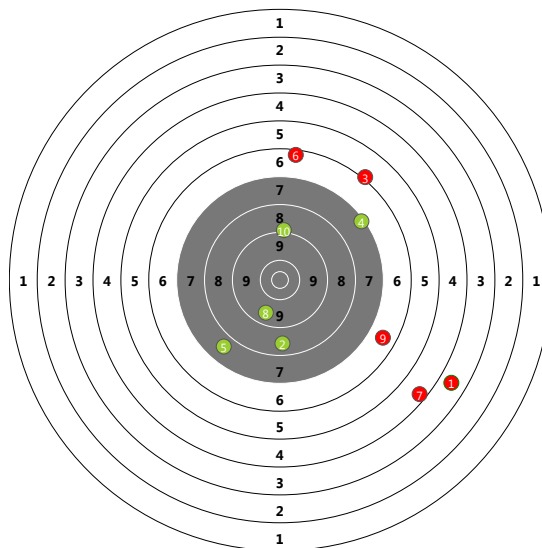
#1	0.00 s	✓	8.1
#2	2.15 s	✓	8.5
#3	4.04 s	✓	9.8
#4	6.27 s	✓	7.4
#5	8.08 s	✓	9.3



Results for Pavel TSIKHANAU, BLR (on Lane 10)

Shooting Round 1 (Time: 22.05 sec Average: 7.0)

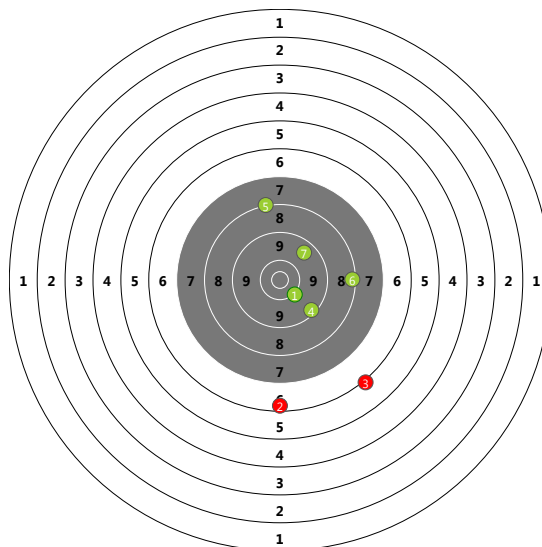
#1	0.00 s	✗	3.8
#2	2.43 s	✓	8.7
#3	5.01 s	✗	6.2
#4	7.41 s	✓	7.4
#5	9.86 s	✓	7.8
#6	11.99 s	✗	6.4
#7	14.32 s	✗	4.5
#8	16.81 s	✓	9.7
#9	19.20 s	✗	6.7
#10	22.05 s	✓	9.2



Running #2 2 min 45,15 sec

Shooting Round 2 (Time: 14.68 sec Average: 8.3)

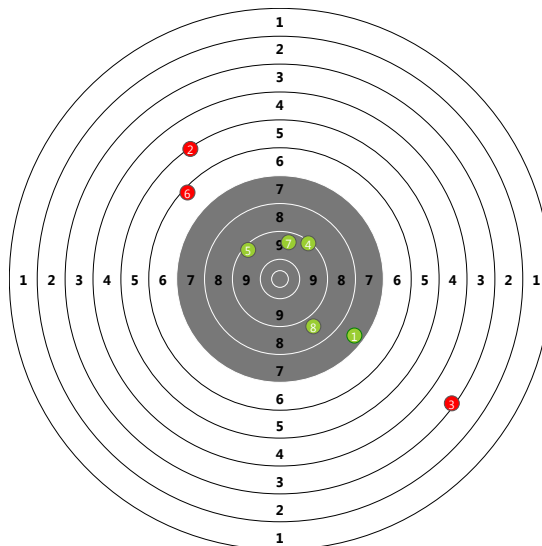
#1	0.00 s	✓	10.2
#2	2.35 s	✗	6.4
#3	4.68 s	✗	6.2
#4	7.04 s	✓	9.4
#5	9.47 s	✓	8.2
#6	11.90 s	✓	8.4
#7	14.68 s	✓	9.6



Running #3 2 min 39,65 sec

Shooting Round 3 (Time: 17.07 sec Average: 7.5)

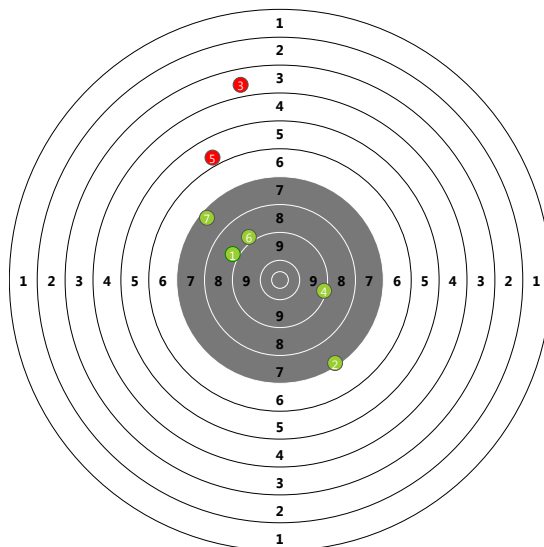
#1	0.00 s	✓	7.6
#2	2.38 s	✗	5.3
#3	4.91 s	✗	3.3
#4	7.35 s	✓	9.3
#5	9.81 s	✓	9.4
#6	12.22 s	✗	6.4
#7	14.55 s	✓	9.6
#8	17.07 s	✓	8.9



Running #4 2 min 43,96 sec

Shooting Round 4 (Time: 14.29 sec Average: 7.4)

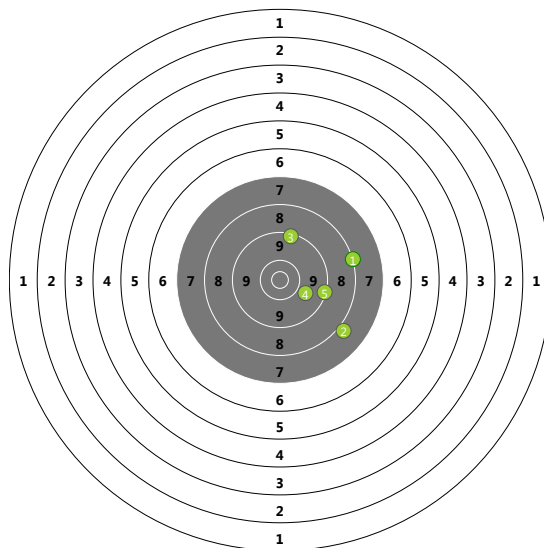
#1	0.00 s	✓	9.0
#2	2.41 s	✓	7.4
#3	4.85 s	✗	3.8
#4	7.03 s	✓	9.3
#5	9.55 s	✗	5.9
#6	11.82 s	✓	9.0
#7	14.29 s	✓	7.5



Results for Valentin PRADES, FRA (on Lane 11)

Shooting Round 1 (Time: 9.66 sec Average: 8.9)

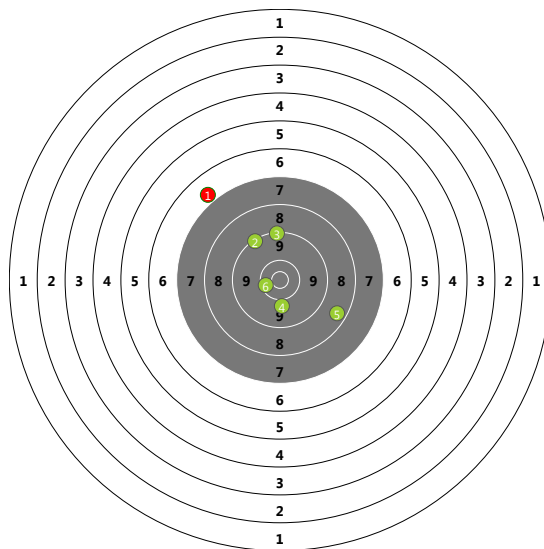
#1	0.00 s	✓	8.2
#2	2.43 s	✓	8.0
#3	4.81 s	✓	9.3
#4	7.08 s	✓	9.9
#5	9.66 s	✓	9.3



Running #2 2 min 30,70 sec

Shooting Round 2 (Time: 11.75 sec Average: 9.1)

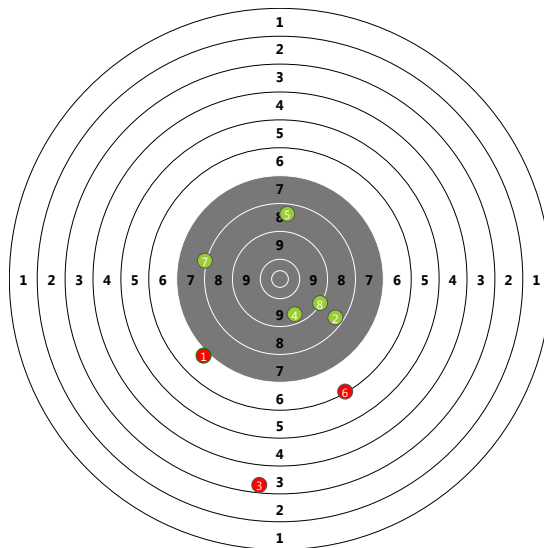
#1	0.00 s	✗	6.9
#2	2.56 s	✓	9.3
#3	4.79 s	✓	9.3
#4	7.01 s	✓	10.0
#5	9.26 s	✓	8.6
#6	11.75 s	✓	10.4



Running #3 2 min 31,05 sec

Shooting Round 3 (Time: 15.67 sec Average: 7.6)

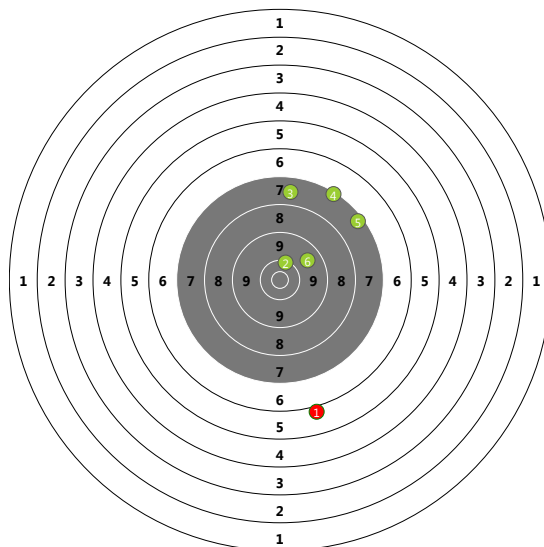
#1	0.00 s	✗	7.1
#2	2.32 s	✓	8.5
#3	4.60 s	✗	3.5
#4	6.89 s	✓	9.6
#5	9.16 s	✓	8.6
#6	11.32 s	✗	6.3
#7	13.54 s	✓	8.2
#8	15.67 s	✓	9.3



Running #4 2 min 35,73 sec

Shooting Round 4 (Time: 12.40 sec Average: 8.1)

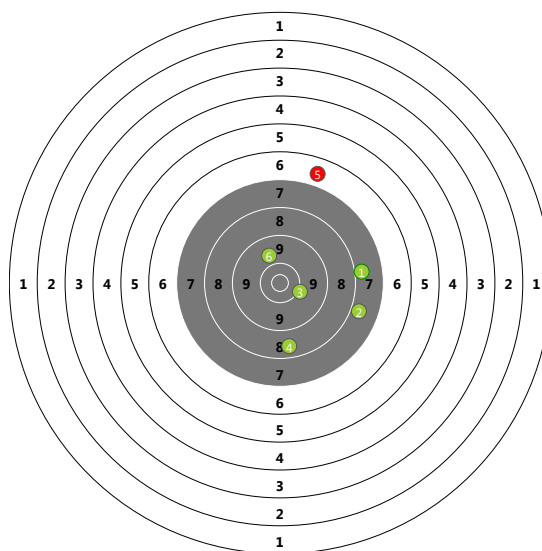
#1	0.00 s	✘	6.0
#2	3.45 s	✔	10.3
#3	5.85 s	✔	7.8
#4	7.99 s	✔	7.3
#5	10.24 s	✔	7.4
#6	12.40 s	✔	9.7



Results for Pierre DEJARDIN, FRA (on Lane 12)

Shooting Round 1 (Time: 11.53 sec Average: 8.6)

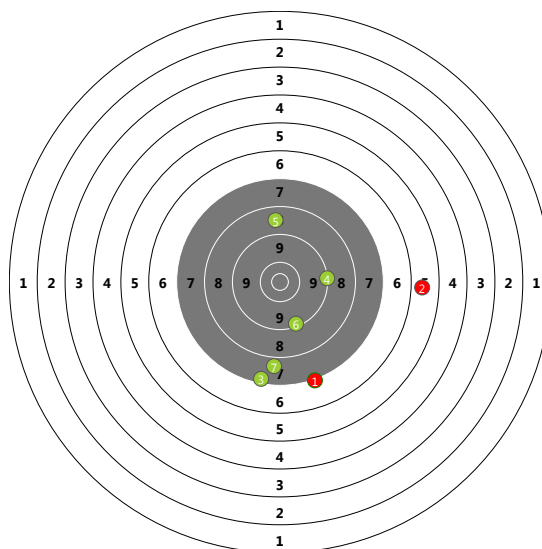
#1	0.00 s	✓	8.0
#2	2.31 s	✓	7.9
#3	4.59 s	✓	10.2
#4	6.71 s	✓	8.7
#5	9.06 s	✗	6.8
#6	11.53 s	✓	9.9



Running #2 2 min 27,77 sec

Shooting Round 2 (Time: 14.26 sec Average: 7.9)

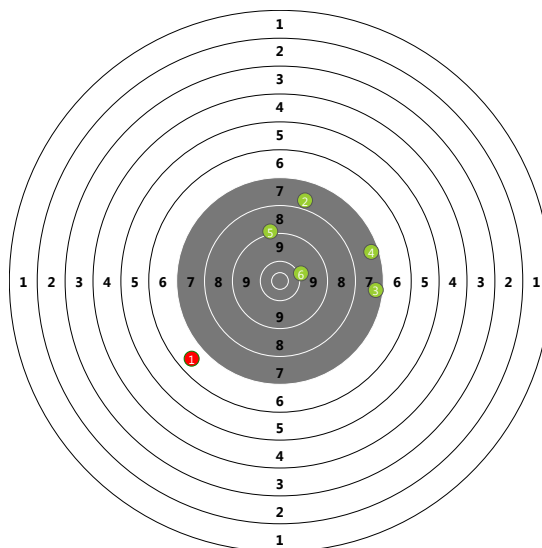
#1	0.00 s	✗	7.2
#2	2.35 s	✗	5.8
#3	4.79 s	✓	7.4
#4	7.14 s	✓	9.3
#5	9.56 s	✓	8.7
#6	11.98 s	✓	9.3
#7	14.26 s	✓	7.9



Running #3 2 min 40,55 sec

Shooting Round 3 (Time: 11.49 sec Average: 8.2)

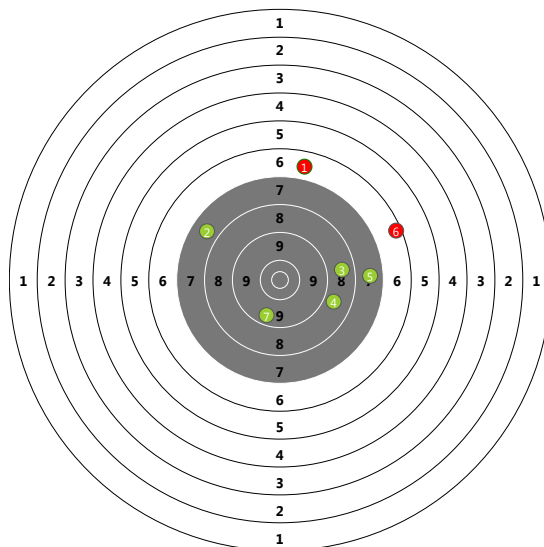
#1	0.00 s	✗	6.7
#2	2.26 s	✓	7.9
#3	4.48 s	✓	7.5
#4	6.76 s	✓	7.5
#5	9.07 s	✓	9.1
#6	11.49 s	✓	10.2



Running #4 2 min 36,97 sec

Shooting Round 4 (Time: 14.35 sec Average: 8.0)

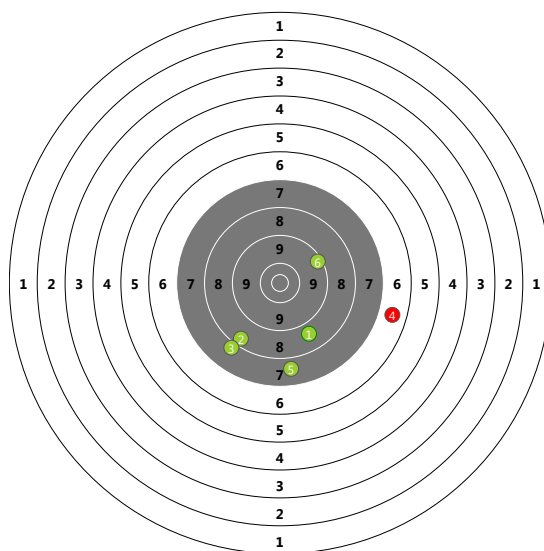
#1	0.00 s	✘	6.8
#2	2.20 s	✔	7.8
#3	4.62 s	✔	8.7
#4	6.71 s	✔	8.9
#5	9.03 s	✔	7.7
#6	11.38 s	✘	6.4
#7	14.35 s	✔	9.6



Results for Danil KALIMULLIN, RUS (on Lane 13)

Shooting Round 1 (Time: 11.98 sec Average: 8.2)

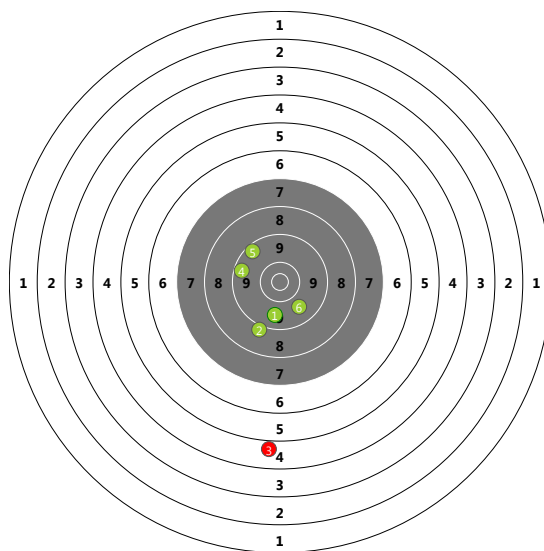
#1	0.00 s	✓	8.9
#2	2.64 s	✓	8.5
#3	5.03 s	✓	8.0
#4	7.45 s	✗	6.8
#5	9.78 s	✓	7.8
#6	11.98 s	✓	9.4



Running #2 2 min 38,00 sec

Shooting Round 2 (Time: 11.64 sec Average: 8.8)

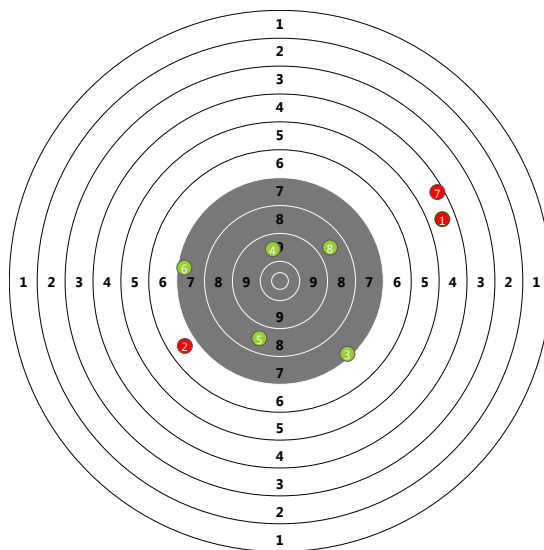
#1	0.00 s	✓	9.8
#2	2.45 s	✓	9.1
#3	4.78 s	✗	4.9
#4	7.10 s	✓	9.5
#5	9.46 s	✓	9.5
#6	11.64 s	✓	9.8



Running #3 2 min 38,95 sec

Shooting Round 3 (Time: 18.33 sec Average: 7.3)

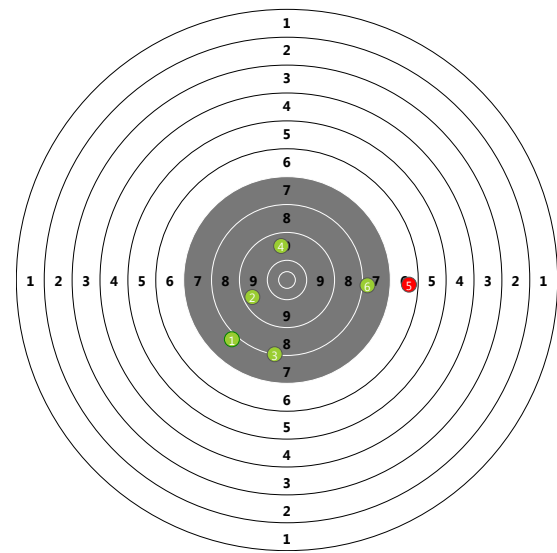
#1	0.00 s	✗	4.7
#2	2.20 s	✗	6.8
#3	4.56 s	✓	7.4
#4	6.85 s	✓	9.8
#5	9.18 s	✓	8.8
#6	11.36 s	✓	7.5
#7	13.73 s	✗	4.5
#8	18.33 s	✓	8.8



Running #4 2 min 50,11 sec

Shooting Round 4 (Time: 12.54 sec Average: 8.4)

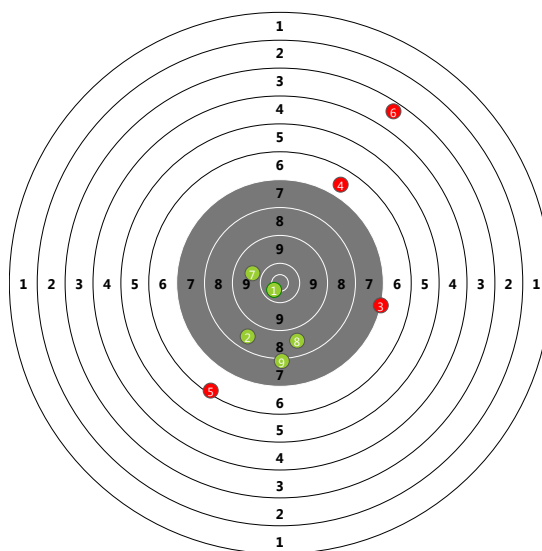
#1	0.00 s	✓	8.0
#2	2.46 s	✓	9.6
#3	5.23 s	✓	8.3
#4	7.64 s	✓	9.7
#5	9.98 s	✗	6.6
#6	12.54 s	✓	8.1



Results for Dimitar KRASTANOV, BUL (on Lane 14)

Shooting Round 1 (Time: 14.82 sec Average: 7.8)

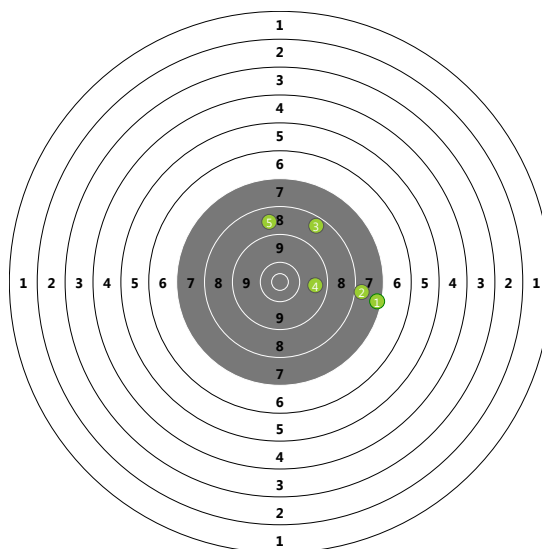
#1	0.00 s	✓	10.6
#2	2.10 s	✓	8.7
#3	3.83 s	✗	7.2
#4	5.56 s	✗	6.8
#5	7.53 s	✗	6.4
#6	9.21 s	✗	3.6
#7	11.05 s	✓	9.9
#8	12.89 s	✓	8.8
#9	14.82 s	✓	8.1



Running #2 2 min 47,52 sec

Shooting Round 2 (Time: 7.23 sec Average: 8.5)

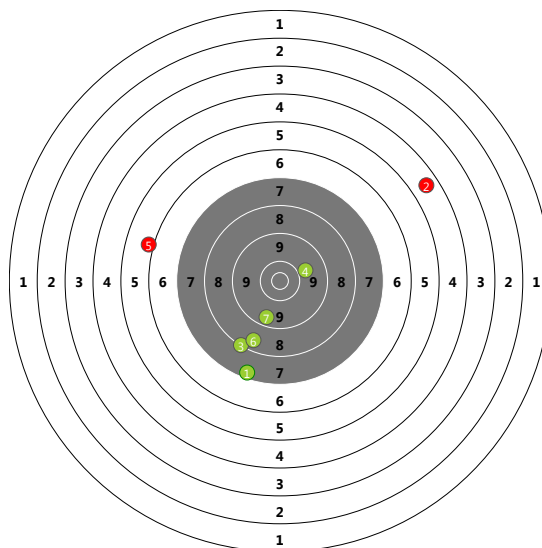
#1	0.00 s	✓	7.4
#2	1.90 s	✓	8.0
#3	3.72 s	✓	8.6
#4	5.52 s	✓	9.7
#5	7.23 s	✓	8.8



Running #3 2 min 40,23 sec

Shooting Round 3 (Time: 10.05 sec Average: 7.8)

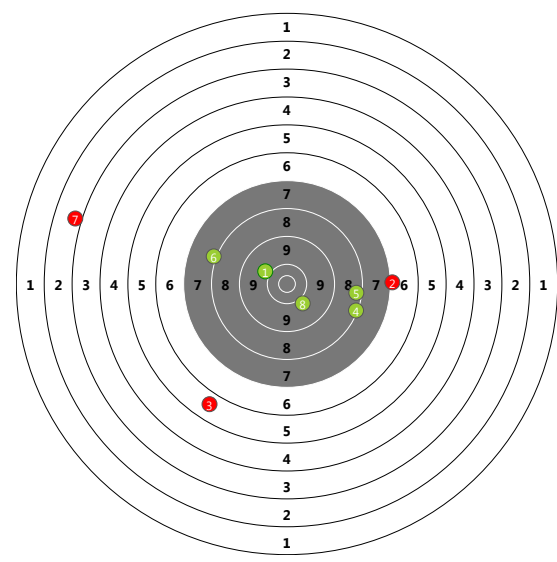
#1	0.00 s	✓	7.5
#2	1.82 s	✗	4.7
#3	3.59 s	✓	8.3
#4	5.22 s	✓	10.0
#5	6.82 s	✗	6.1
#6	8.45 s	✓	8.6
#7	10.05 s	✓	9.6



Running #4 2 min 41,55 sec

Shooting Round 4 (Time: 12.29 sec Average: 7.6)

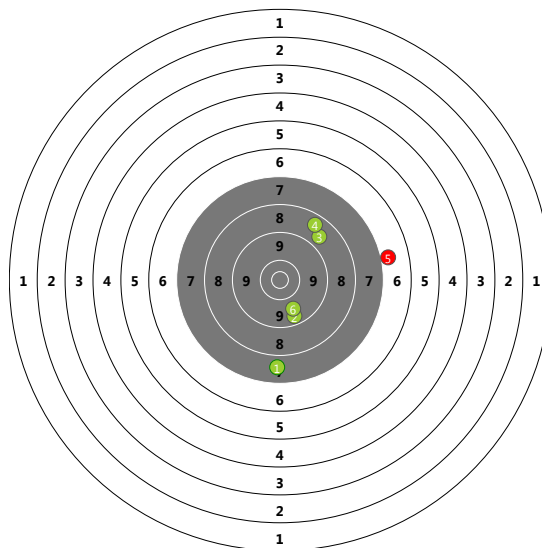
#1	0.00 s	✓	10.0
#2	1.74 s	✗	7.2
#3	3.51 s	✗	5.8
#4	5.20 s	✓	8.3
#5	6.78 s	✓	8.4
#6	8.48 s	✓	8.1
#7	10.50 s	✗	3.0
#8	12.29 s	✓	10.1



Results for Gianluca MICOZZI, ITA (on Lane 15)

Shooting Round 1 (Time: 11.08 sec Average: 8.6)

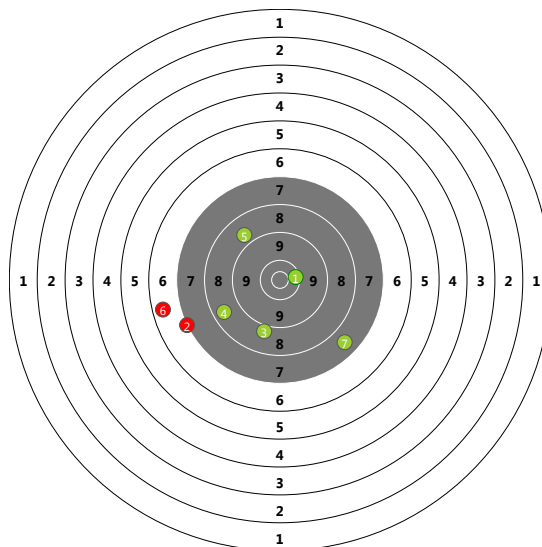
#1	0.00 s	✓	7.8
#2	2.44 s	✓	9.6
#3	4.73 s	✓	8.9
#4	6.95 s	✓	8.6
#5	9.16 s	✗	7.0
#6	11.08 s	✓	9.8



Running #2 2 min 36,08 sec

Shooting Round 2 (Time: 13.48 sec Average: 8.3)

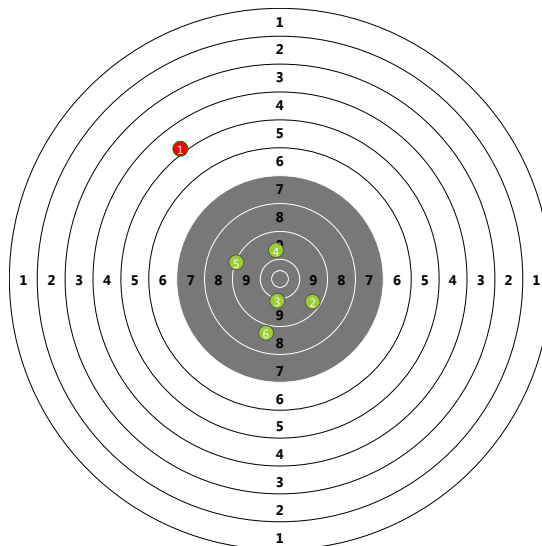
#1	0.00 s	✓	10.4
#2	2.45 s	✗	7.2
#3	4.68 s	✓	9.0
#4	6.86 s	✓	8.6
#5	9.02 s	✓	8.9
#6	11.38 s	✗	6.6
#7	13.48 s	✓	7.7



Running #3 2 min 46,94 sec

Shooting Round 3 (Time: 11.00 sec Average: 8.8)

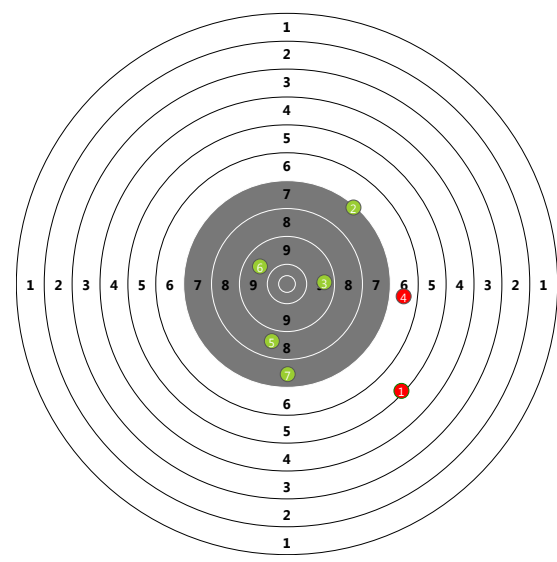
#1	0.00 s	✗	5.1
#2	2.31 s	✓	9.5
#3	4.76 s	✓	10.2
#4	6.81 s	✓	9.9
#5	8.83 s	✓	9.3
#6	11.00 s	✓	9.0



Running #4 2 min 43,78 sec

Shooting Round 4 (Time: 13.85 sec Average: 7.9)

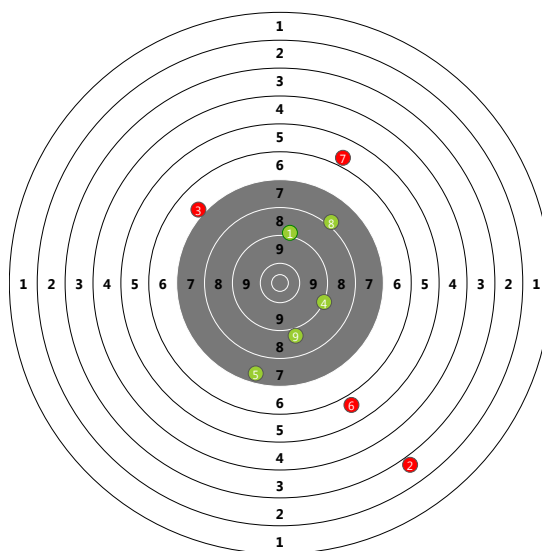
#1	0.00 s	✘	5.3
#2	2.47 s	✔	7.3
#3	4.71 s	✔	9.6
#4	6.99 s	✘	6.7
#5	9.14 s	✔	8.8
#6	11.29 s	✔	9.8
#7	13.85 s	✔	7.7



Results for Dovidas VAIVADA, LTU (on Lane 16)

Shooting Round 1 (Time: 16.45 sec Average: 7.2)

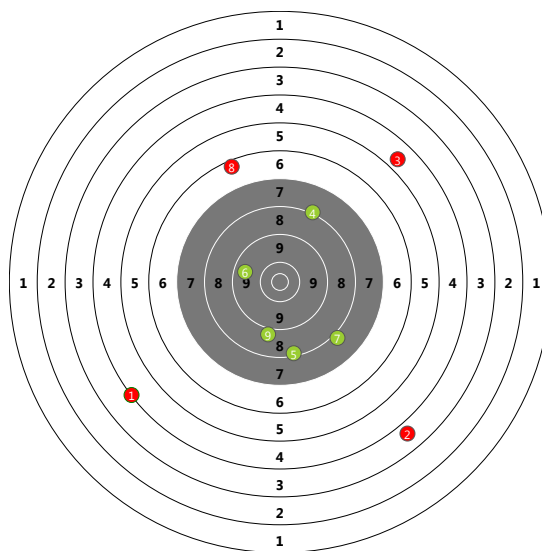
#1	0.00 s	✓	9.1
#2	2.19 s	✗	2.9
#3	4.22 s	✗	7.0
#4	6.23 s	✓	9.2
#5	8.31 s	✓	7.6
#6	10.44 s	✗	5.9
#7	12.34 s	✗	5.9
#8	14.33 s	✓	8.1
#9	16.45 s	✓	9.0



Running #2 2 min 40,39 sec

Shooting Round 2 (Time: 16.72 sec Average: 7.0)

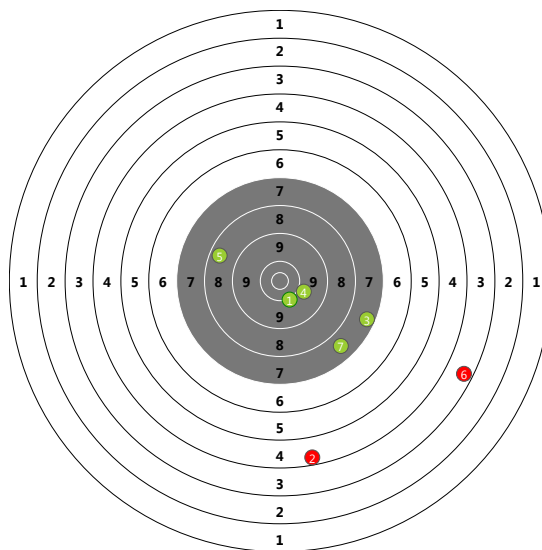
#1	0.00 s	✗	4.3
#2	2.30 s	✗	3.8
#3	4.21 s	✗	4.9
#4	6.48 s	✓	8.2
#5	8.52 s	✓	8.3
#6	10.45 s	✓	9.6
#7	12.46 s	✓	8.1
#8	14.60 s	✗	6.5
#9	16.72 s	✓	9.0



Running #3 2 min 48,48 sec

Shooting Round 3 (Time: 12.65 sec Average: 7.5)

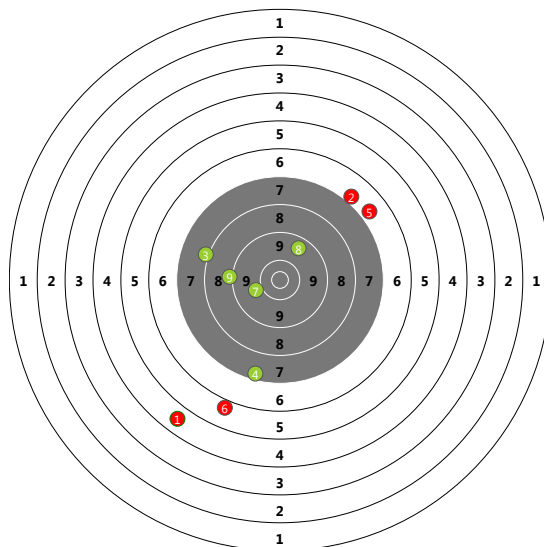
#1	0.00 s	✓	10.2
#2	2.26 s	✗	4.5
#3	4.34 s	✓	7.5
#4	6.40 s	✓	10.0
#5	8.50 s	✓	8.6
#6	10.57 s	✗	3.6
#7	12.65 s	✓	7.8



Running #4 2 min 49,05 sec

Shooting Round 4 (Time: 19.00 sec Average: 7.7)

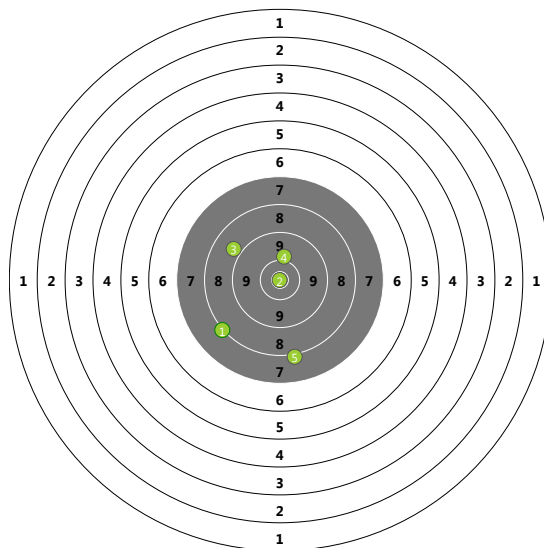
#1	0.00 s	✘	4.8
#2	3.12 s	✘	7.0
#3	5.48 s	✔	8.1
#4	7.65 s	✔	7.5
#5	9.95 s	✘	6.9
#6	12.23 s	✘	6.0
#7	14.43 s	✔	10.0
#8	16.73 s	✔	9.6
#9	19.00 s	✔	9.1



Results for Brice LOUBET, FRA (on Lane 17)

Shooting Round 1 (Time: 8.03 sec Average: 9.2)

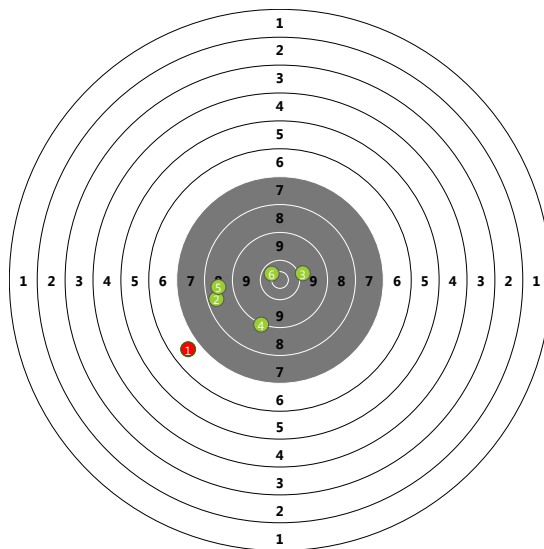
- #1 0.00 s ✓ 8.2
- #2 2.14 s ✓ 10.8
- #3 4.11 s ✓ 9.0
- #4 6.18 s ✓ 10.1
- #5 8.03 s ✓ 8.1



Running #2 2 min 34,98 sec

Shooting Round 2 (Time: 10.47 sec Average: 9.0)

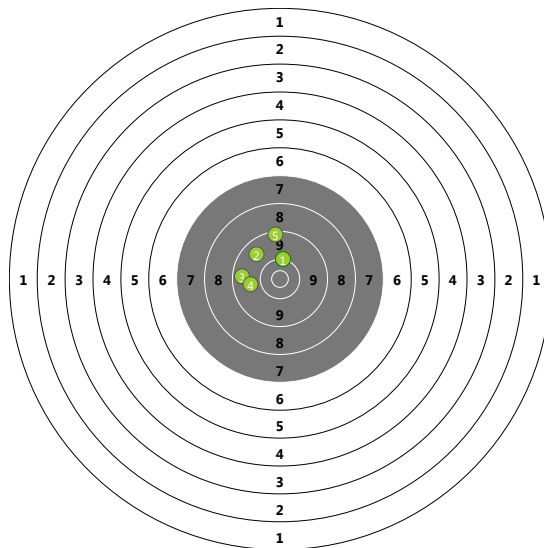
- #1 0.00 s ✗ 6.8
- #2 2.24 s ✓ 8.6
- #3 4.30 s ✓ 10.1
- #4 6.26 s ✓ 9.2
- #5 8.46 s ✓ 8.7
- #6 10.47 s ✓ 10.6



Running #3 2 min 42,56 sec

Shooting Round 3 (Time: 8.56 sec Average: 9.7)

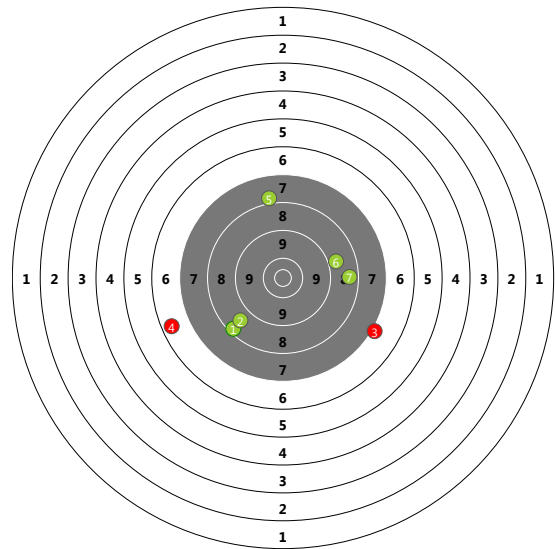
- #1 0.00 s ✓ 10.2
- #2 2.24 s ✓ 9.7
- #3 4.36 s ✓ 9.6
- #4 6.52 s ✓ 9.9
- #5 8.56 s ✓ 9.3



Running #4 2 min 38,83 sec

Shooting Round 4 (Time: 12.48 sec Average: 8.1)

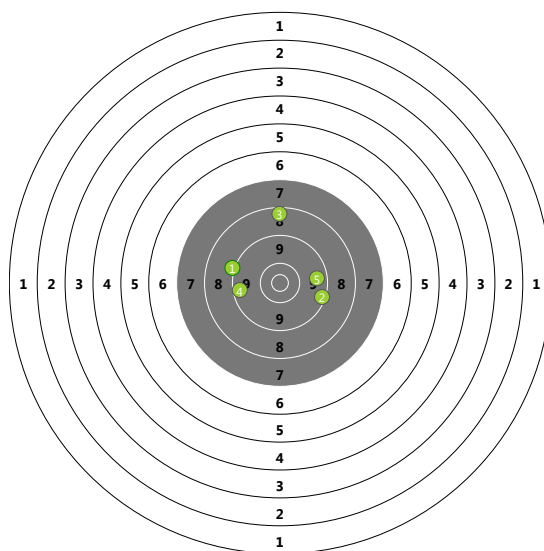
#1	0.00 s	✓	8.4
#2	2.11 s	✓	8.8
#3	4.25 s	✗	7.2
#4	6.42 s	✗	6.6
#5	8.43 s	✓	8.0
#6	10.52 s	✓	9.0
#7	12.48 s	✓	8.6



Results for Oleg NAUMOV, RUS (on Lane 18)

Shooting Round 1 (Time: 6.74 sec Average: 9.2)

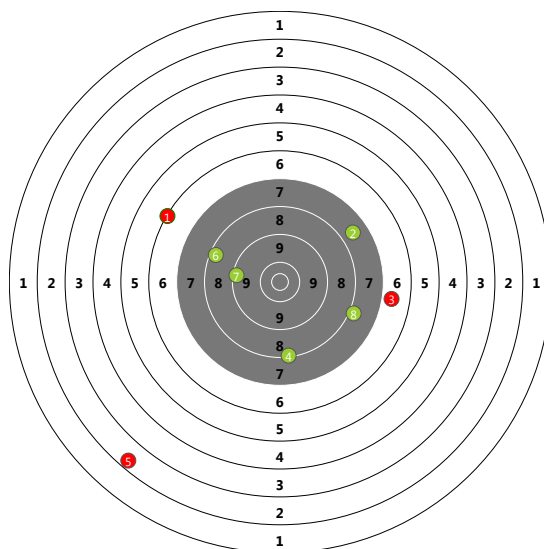
#1	0.00 s	✓	9.2
#2	1.75 s	✓	9.4
#3	3.44 s	✓	8.5
#4	5.09 s	✓	9.5
#5	6.74 s	✓	9.6



Running #2 2 min 37,60 sec

Shooting Round 2 (Time: 11.93 sec Average: 7.2)

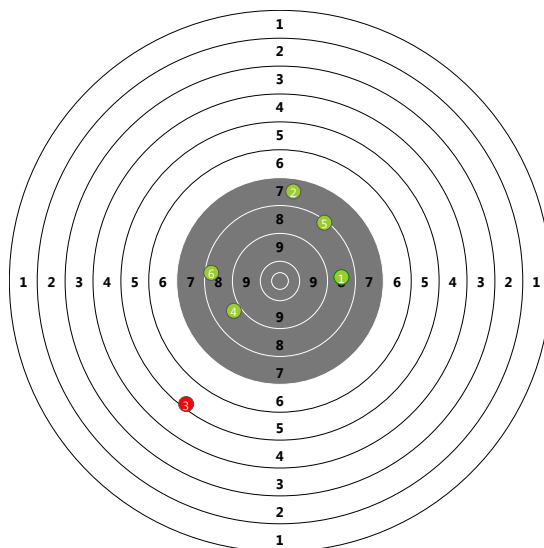
#1	0.00 s	✗	6.3
#2	1.74 s	✓	7.8
#3	3.39 s	✗	6.9
#4	5.08 s	✓	8.3
#5	6.67 s	✗	2.5
#6	8.45 s	✓	8.5
#7	10.24 s	✓	9.4
#8	11.93 s	✓	8.1



Running #3 2 min 47,23 sec

Shooting Round 3 (Time: 8.64 sec Average: 7.9)

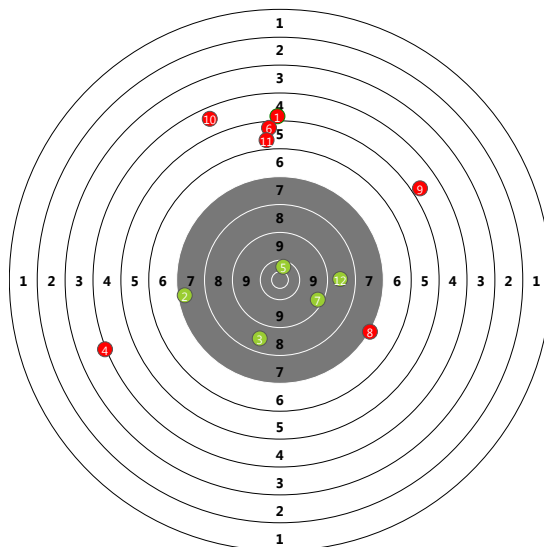
#1	0.00 s	✓	8.7
#2	1.75 s	✓	7.7
#3	3.47 s	✗	5.4
#4	5.14 s	✓	9.0
#5	6.89 s	✓	8.3
#6	8.64 s	✓	8.5



Running #4 2 min 34,93 sec

Shooting Round 4 (Time: 20.82 sec Average: 6.9)

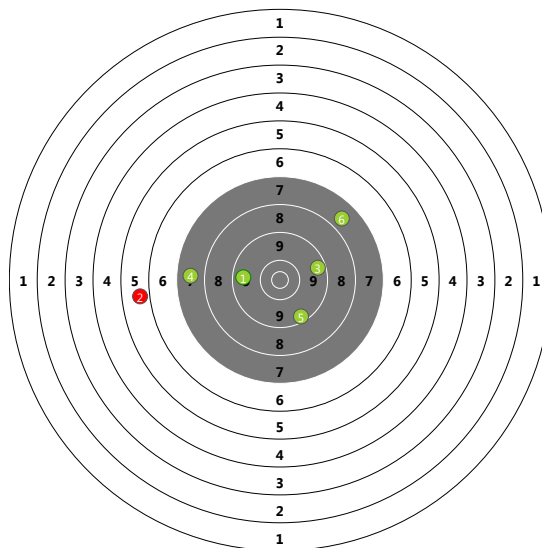
#1	0.00 s	✘	5.1
#2	1.78 s	✔	7.5
#3	3.47 s	✔	8.7
#4	5.17 s	✘	4.2
#5	6.93 s	✔	10.5
#6	8.76 s	✘	5.5
#7	10.69 s	✔	9.4
#8	12.56 s	✘	7.2
#9	14.84 s	✘	4.9
#10	16.83 s	✘	4.6
#11	18.79 s	✘	5.9
#12	20.82 s	✔	8.8



Results for Giuseppe PARISI, ITA (on Lane 19)

Shooting Round 1 (Time: 10.03 sec Average: 8.3)

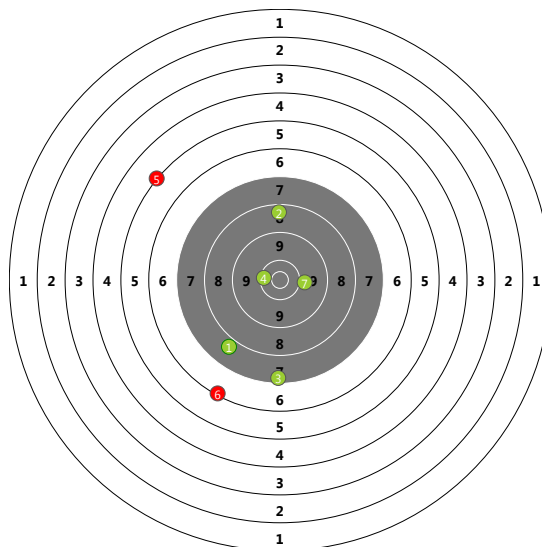
#1	0.00 s	✓	9.6
#2	2.03 s	✗	5.9
#3	4.06 s	✓	9.5
#4	6.12 s	✓	7.7
#5	8.15 s	✓	9.4
#6	10.03 s	✓	7.8



Running #2 2 min 31,60 sec

Shooting Round 2 (Time: 12.06 sec Average: 8.0)

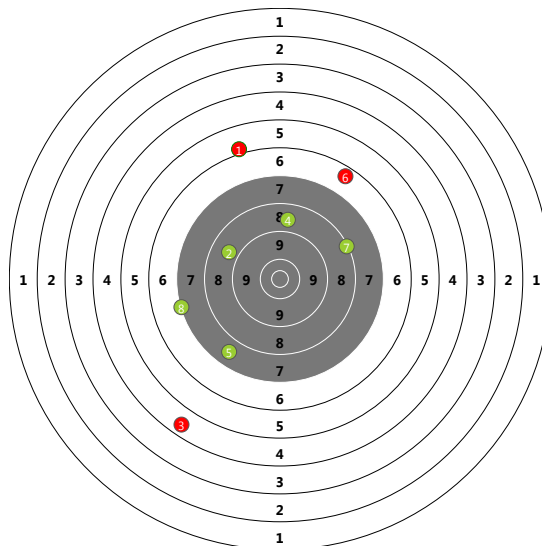
#1	0.00 s	✓	7.9
#2	2.15 s	✓	8.5
#3	4.16 s	✓	7.4
#4	6.09 s	✓	10.4
#5	7.97 s	✗	5.2
#6	10.07 s	✗	6.3
#7	12.06 s	✓	10.1



Running #3 2 min 35,97 sec

Shooting Round 3 (Time: 14.40 sec Average: 7.3)

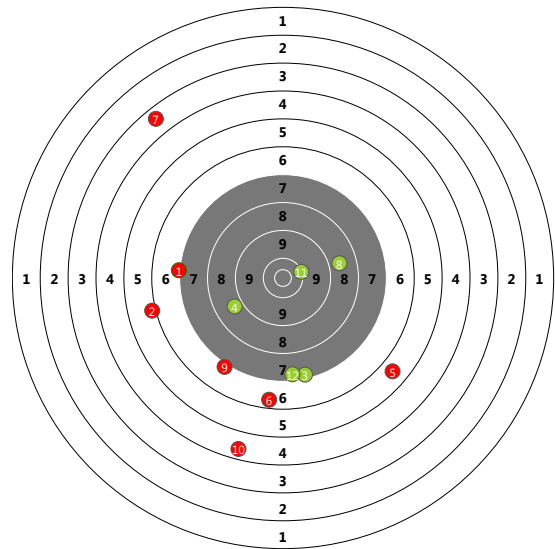
#1	0.00 s	✗	6.1
#2	2.14 s	✓	8.9
#3	4.20 s	✗	4.6
#4	6.29 s	✓	8.8
#5	8.29 s	✓	7.8
#6	10.20 s	✗	6.6
#7	12.30 s	✓	8.3
#8	14.40 s	✓	7.3



Running #4 2 min 29,31 sec

Shooting Round 4 (Time: 23.59 sec Average: 7.0)

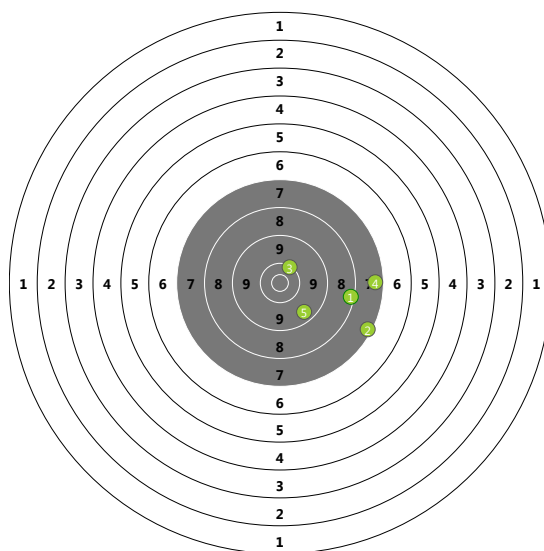
#1	0.00 s	✘	7.2
#2	2.21 s	✘	6.1
#3	4.20 s	✔	7.4
#4	6.14 s	✔	8.9
#5	8.12 s	✘	5.8
#6	10.29 s	✘	6.6
#7	12.44 s	✘	3.6
#8	14.81 s	✔	8.9
#9	17.18 s	✘	7.1
#10	19.37 s	✘	4.6
#11	21.50 s	✔	10.3
#12	23.59 s	✔	7.5



Results for Pavel ILYASHENKO, KAZ (on Lane 20)

Shooting Round 1 (Time: 8.74 sec Average: 8.6)

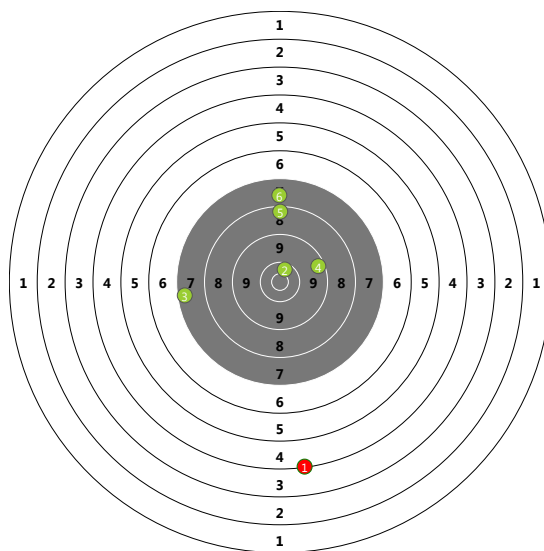
- #1 0.00 s ✓ 8.4
- #2 2.13 s ✓ 7.4
- #3 4.32 s ✓ 10.3
- #4 6.36 s ✓ 7.5
- #5 8.74 s ✓ 9.6



Running #2 2 min 32,12 sec

Shooting Round 2 (Time: 10.43 sec Average: 8.0)

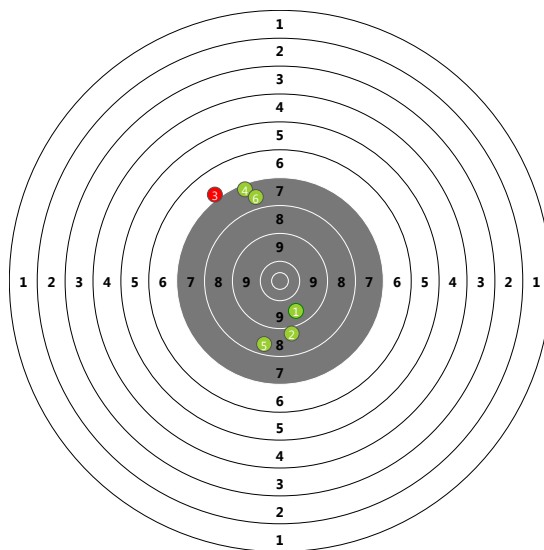
- #1 0.00 s ✗ 4.3
- #2 2.17 s ✓ 10.5
- #3 4.31 s ✓ 7.5
- #4 6.25 s ✓ 9.5
- #5 8.34 s ✓ 8.4
- #6 10.43 s ✓ 7.8



Running #3 2 min 36,35 sec

Shooting Round 3 (Time: 10.72 sec Average: 8.3)

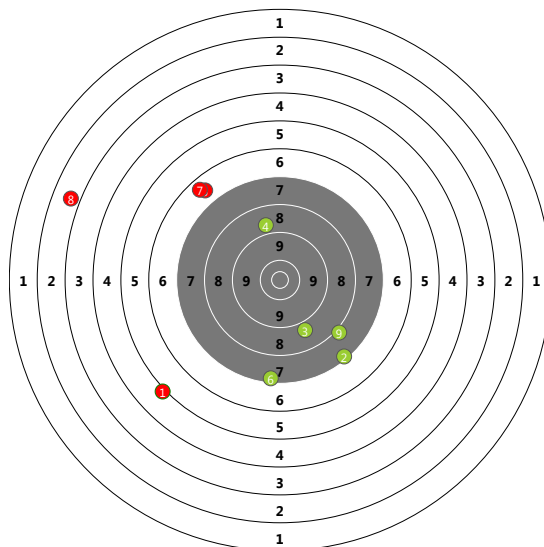
- #1 0.00 s ✓ 9.7
- #2 2.19 s ✓ 9.0
- #3 4.32 s ✗ 7.1
- #4 6.50 s ✓ 7.4
- #5 8.58 s ✓ 8.6
- #6 10.72 s ✓ 7.8



Running #4 2 min 31,85 sec

Shooting Round 4 (Time: 17.46 sec Average: 6.9)

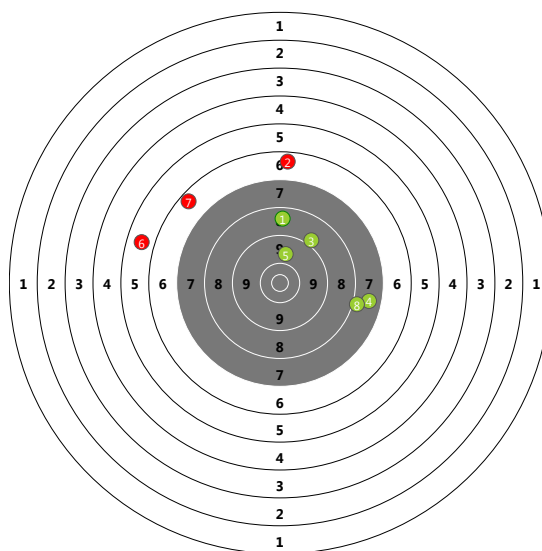
#1	0.00 s	✘	5.1
#2	2.21 s	✔	7.4
#3	4.33 s	✔	8.9
#4	6.46 s	✔	8.9
#5	8.66 s	✘	6.8
#6	11.09 s	✔	7.4
#7	13.18 s	✘	6.6
#8	15.47 s	✘	2.9
#9	17.46 s	✔	8.1



Results for Ilya PALAZKOV, BLR (on Lane 21)

Shooting Round 1 (Time: 15.88 sec Average: 7.8)

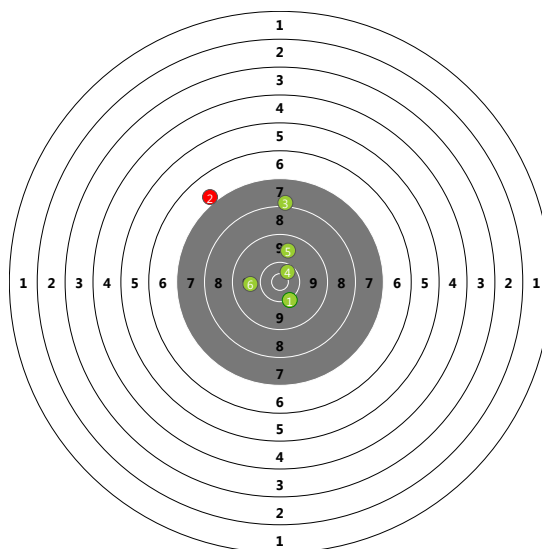
#1	0.00 s	✓	8.6
#2	2.22 s	✗	6.6
#3	4.38 s	✓	9.1
#4	6.51 s	✓	7.7
#5	8.81 s	✓	9.9
#6	11.21 s	✗	5.8
#7	13.57 s	✗	6.6
#8	15.88 s	✓	8.1



Running #2 2 min 41,61 sec

Shooting Round 2 (Time: 10.82 sec Average: 9.3)

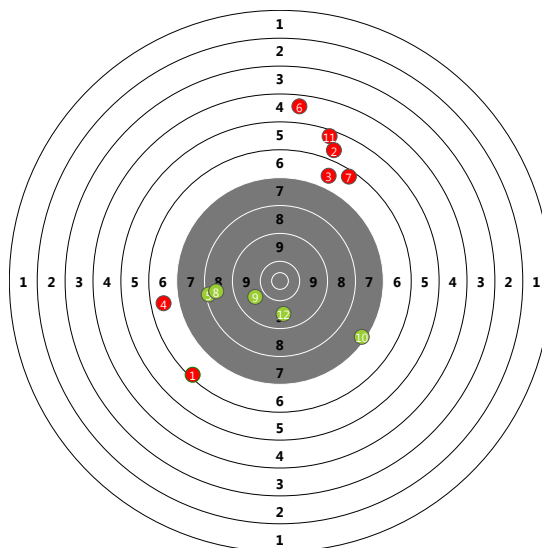
#1	0.00 s	✓	10.2
#2	2.01 s	✗	7.0
#3	4.17 s	✓	8.1
#4	6.34 s	✓	10.5
#5	8.52 s	✓	9.8
#6	10.82 s	✓	9.9



Running #3 2 min 27,19 sec

Shooting Round 3 (Time: 26.11 sec Average: 7.2)

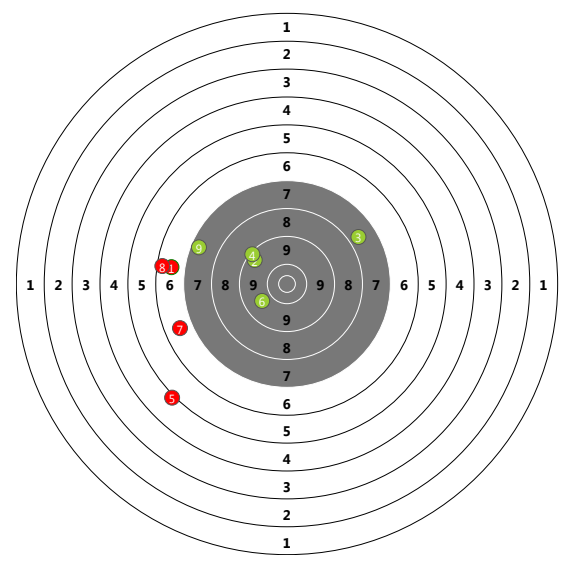
#1	0.00 s	✗	6.4
#2	2.33 s	✗	5.9
#3	4.59 s	✗	6.8
#4	7.02 s	✗	6.7
#5	9.59 s	✓	8.3
#6	11.93 s	✗	4.6
#7	14.38 s	✗	6.5
#8	16.71 s	✓	8.6
#9	19.03 s	✓	9.9
#10	21.30 s	✓	7.4
#11	23.72 s	✗	5.5
#12	26.11 s	✓	9.8



Running #4 2 min 53,16 sec

Shooting Round 4 (Time: 19.32 sec Average: 7.7)

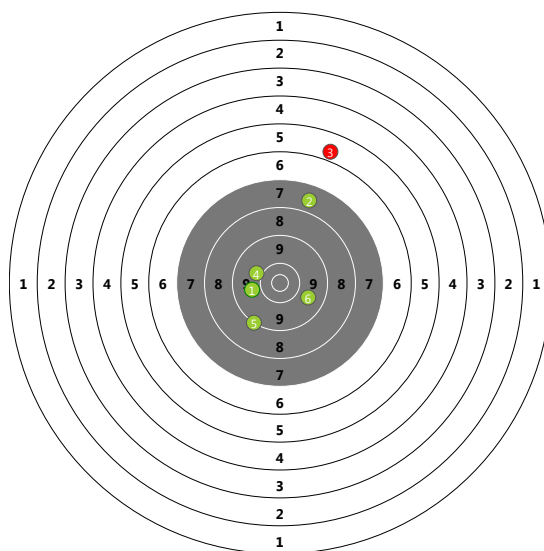
#1	0.00 s	✘	6.8
#2	2.36 s	✔	9.5
#3	4.70 s	✔	7.9
#4	7.03 s	✔	9.3
#5	9.35 s	✘	5.2
#6	11.80 s	✔	9.9
#7	14.32 s	✘	6.8
#8	16.77 s	✘	6.4
#9	19.32 s	✔	7.5



Results for Tomoyuki ONO, JPN (on Lane 22)

Shooting Round 1 (Time: 11.88 sec Average: 8.8)

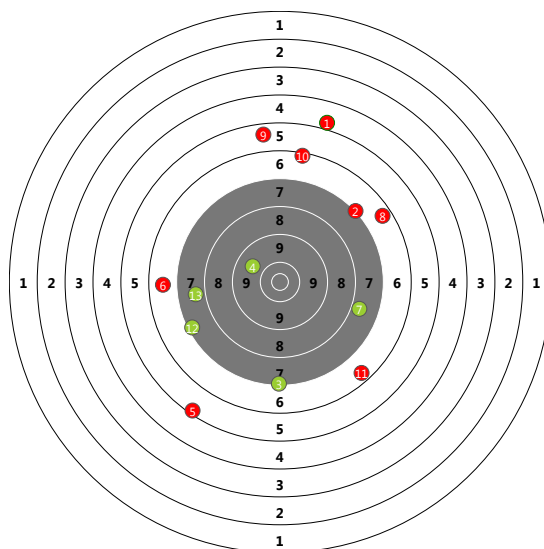
#1	0.00 s	✓	9.9
#2	2.16 s	✓	7.8
#3	5.47 s	✗	5.9
#4	7.60 s	✓	10.0
#5	9.76 s	✓	9.2
#6	11.88 s	✓	9.8



Running #2 2 min 23,13 sec

Shooting Round 2 (Time: 24.32 sec Average: 6.9)

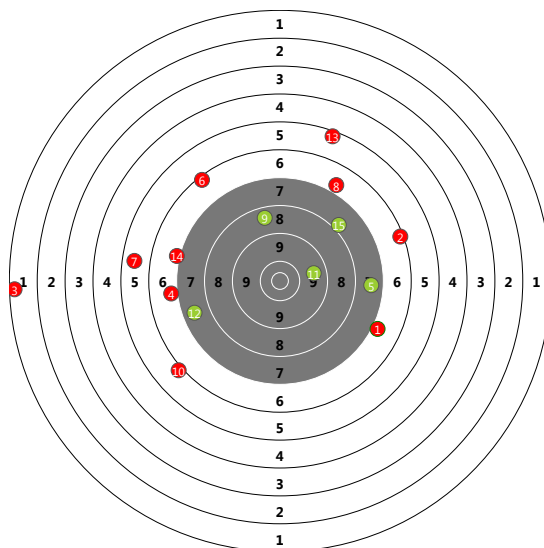
#1	0.00 s	✗	5.0
#2	2.31 s	✗	7.2
#3	4.41 s	✓	7.3
#4	6.43 s	✓	9.8
#5	8.37 s	✗	5.4
#6	10.39 s	✗	6.8
#7	12.38 s	✓	7.9
#8	14.37 s	✗	6.6
#9	16.45 s	✗	5.6
#10	18.44 s	✗	6.4
#11	20.33 s	✗	6.6
#12	22.23 s	✓	7.4
#13	24.32 s	✓	7.9



Running #3 2 min 37,70 sec

Shooting Round 3 (Time: 28.53 sec Average: 6.7)

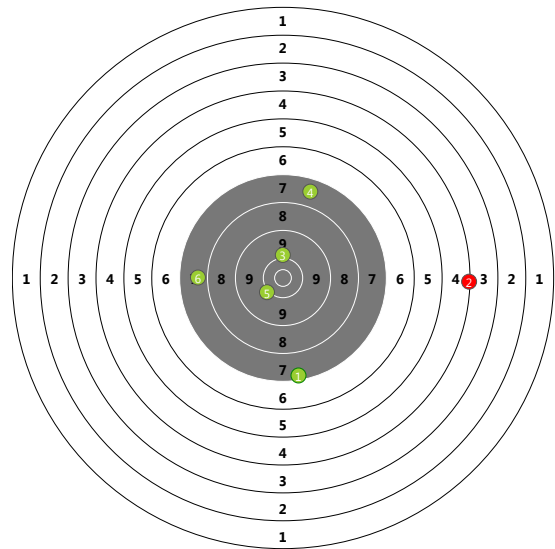
#1	0.00 s	✗	7.1
#2	2.37 s	✗	6.3
#3	4.39 s	✗	1.4
#4	6.31 s	✗	7.0
#5	8.43 s	✓	7.7
#6	10.37 s	✗	6.4
#7	12.37 s	✗	5.7
#8	14.38 s	✗	7.0
#9	16.30 s	✓	8.6
#10	18.26 s	✗	6.1
#11	20.25 s	✓	9.7
#12	22.25 s	✓	7.7
#13	24.33 s	✗	5.4
#14	26.38 s	✗	7.1
#15	28.53 s	✓	8.0



Running #4 3 min 0,45 sec

Shooting Round 4 (Time: 10.31 sec Average: 7.9)

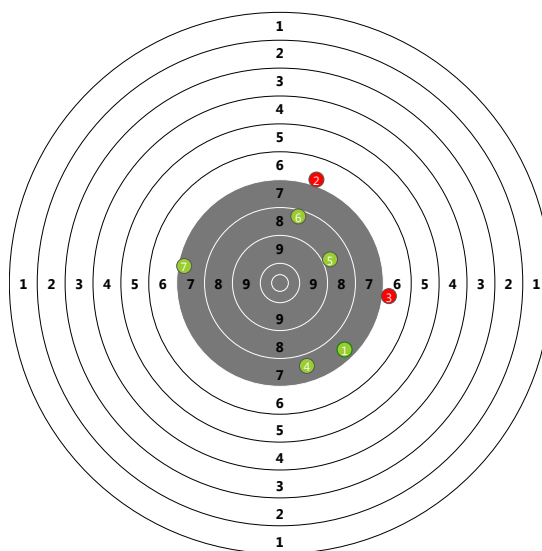
#1	0.00 s	✓	7.4
#2	2.21 s	✗	4.3
#3	4.29 s	✓	10.1
#4	6.28 s	✓	7.7
#5	8.21 s	✓	10.2
#6	10.31 s	✓	7.9



Results for Ahmed HAMED, EGY (on Lane 23)

Shooting Round 1 (Time: 15.45 sec Average: 7.8)

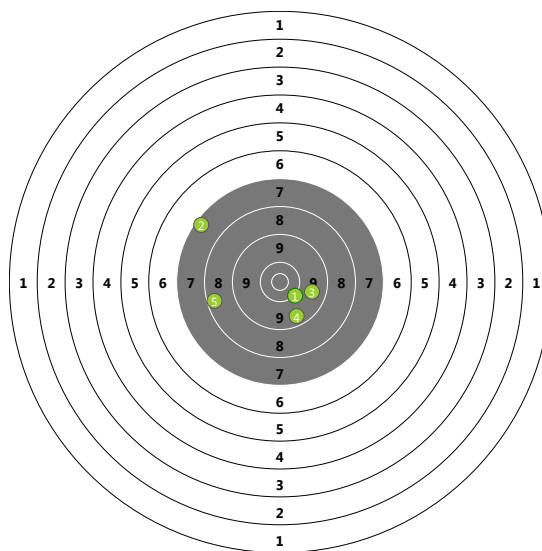
#1	0.00 s	✓	7.6
#2	2.83 s	✗	7.0
#3	5.29 s	✗	7.0
#4	8.29 s	✓	7.8
#5	10.56 s	✓	9.0
#6	13.24 s	✓	8.5
#7	15.45 s	✓	7.5



Running #2 2 min 42,71 sec

Shooting Round 2 (Time: 11.05 sec Average: 9.1)

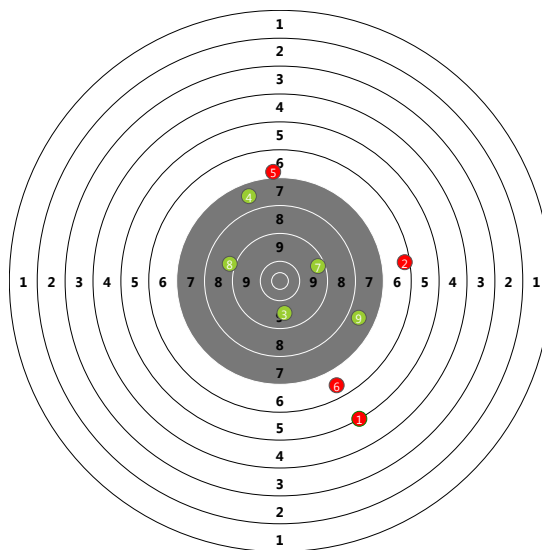
#1	0.00 s	✓	10.2
#2	3.37 s	✓	7.5
#3	6.35 s	✓	9.7
#4	8.59 s	✓	9.6
#5	11.05 s	✓	8.5



Running #3 2 min 32,42 sec

Shooting Round 3 (Time: 20.36 sec Average: 7.7)

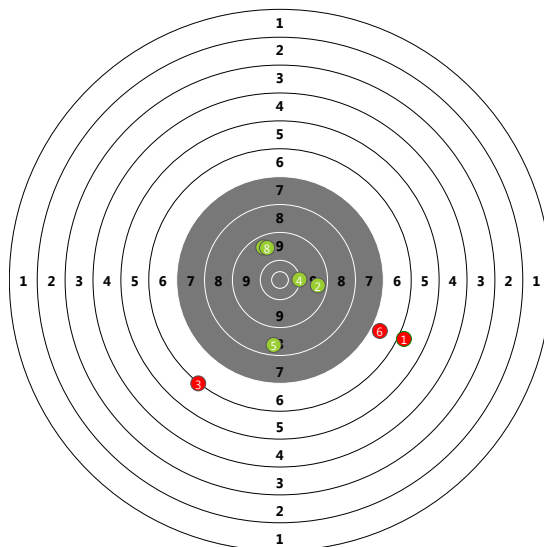
#1	0.00 s	✗	5.2
#2	2.24 s	✗	6.4
#3	4.55 s	✓	9.8
#4	6.93 s	✓	7.7
#5	10.27 s	✗	7.0
#6	12.24 s	✗	6.7
#7	15.72 s	✓	9.5
#8	18.17 s	✓	9.0
#9	20.36 s	✓	7.8



Running #4 2 min 48,49 sec

Shooting Round 4 (Time: 16.75 sec Average: 8.4)

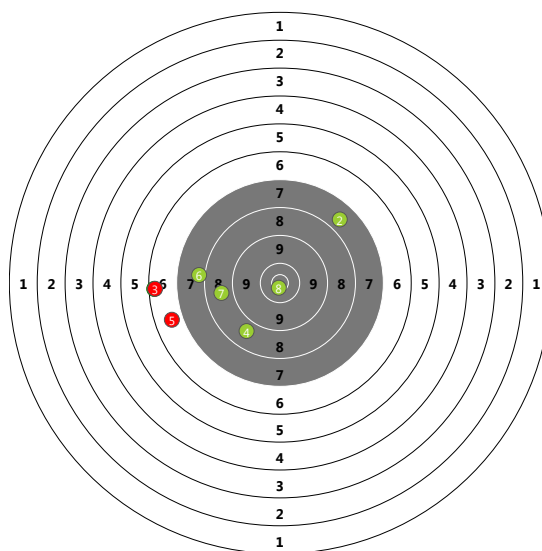
#1	0.00 s	✘	6.0
#2	2.55 s	✔	9.6
#3	5.11 s	✘	6.2
#4	7.66 s	✔	10.3
#5	9.82 s	✔	8.6
#6	11.87 s	✘	6.9
#7	14.45 s	✔	9.6
#8	16.75 s	✔	9.7



Results for Oleksandr KOVAL, UKR (on Lane 24)

Shooting Round 1 (Time: 17.21 sec Average: 8.0)

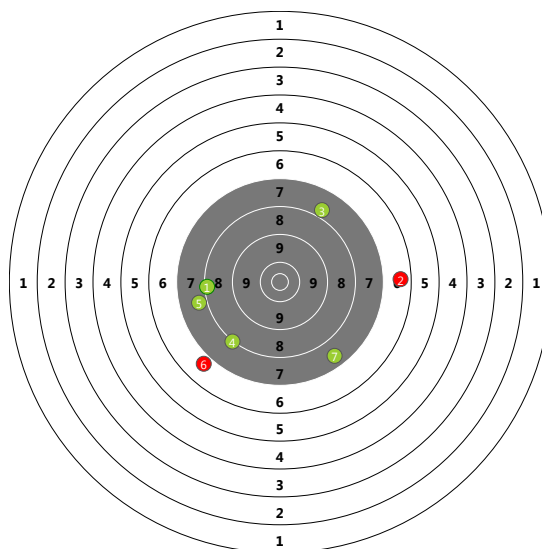
#1	0.00 s	✗	6.4
#2	2.50 s	✓	7.8
#3	4.86 s	✗	6.5
#4	7.27 s	✓	8.8
#5	9.68 s	✗	6.9
#6	12.12 s	✓	8.0
#7	14.63 s	✓	8.8
#8	17.21 s	✓	10.8



Running #2 2 min 41,90 sec

Shooting Round 2 (Time: 14.14 sec Average: 7.7)

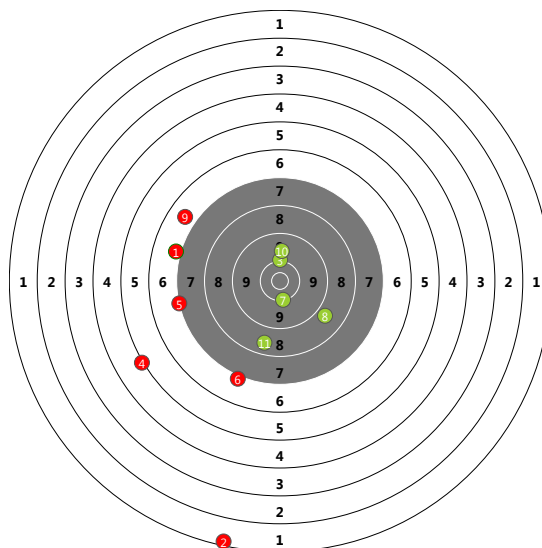
#1	0.00 s	✓	8.3
#2	2.36 s	✗	6.6
#3	4.66 s	✓	8.0
#4	6.95 s	✓	8.2
#5	9.32 s	✓	8.0
#6	11.71 s	✗	6.9
#7	14.14 s	✓	7.7



Running #3 2 min 34,56 sec

Shooting Round 3 (Time: 24.59 sec Average: 7.5)

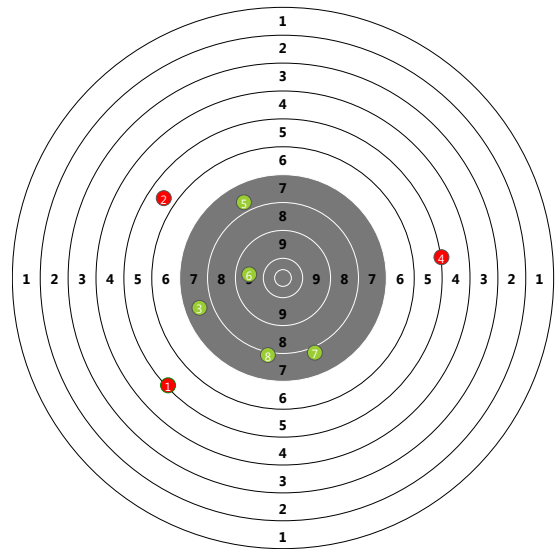
#1	0.00 s	✗	7.1
#2	2.41 s	✗	1.4
#3	4.70 s	✓	10.2
#4	7.18 s	✗	5.2
#5	9.57 s	✗	7.2
#6	11.97 s	✗	7.1
#7	14.57 s	✓	10.3
#8	16.99 s	✓	8.9
#9	19.70 s	✗	6.8
#10	22.16 s	✓	9.9
#11	24.59 s	✓	8.7



Running #4 2 min 50,90 sec

Shooting Round 4 (Time: 19.28 sec Average: 7.2)

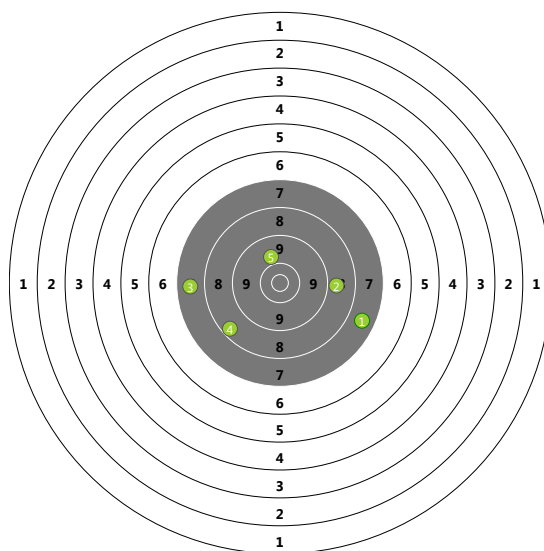
#1	0.00 s	✘	5.3
#2	3.10 s	✘	5.8
#3	7.23 s	✔	7.8
#4	9.60 s	✘	5.2
#5	11.89 s	✔	7.9
#6	14.29 s	✔	9.7
#7	16.74 s	✔	8.0
#8	19.28 s	✔	8.1



Results for Andriy FEDECHKO, UKR (on Lane 25)

Shooting Round 1 (Time: 8.84 sec Average: 8.6)

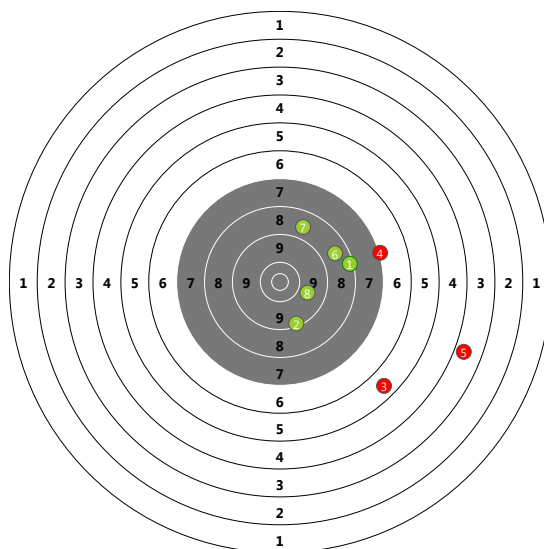
#1	0.00 s	✔	7.7
#2	2.24 s	✔	8.9
#3	4.28 s	✔	7.7
#4	6.66 s	✔	8.5
#5	8.84 s	✔	10.0



Running #2 2 min 40,92 sec

Shooting Round 2 (Time: 14.20 sec Average: 7.7)

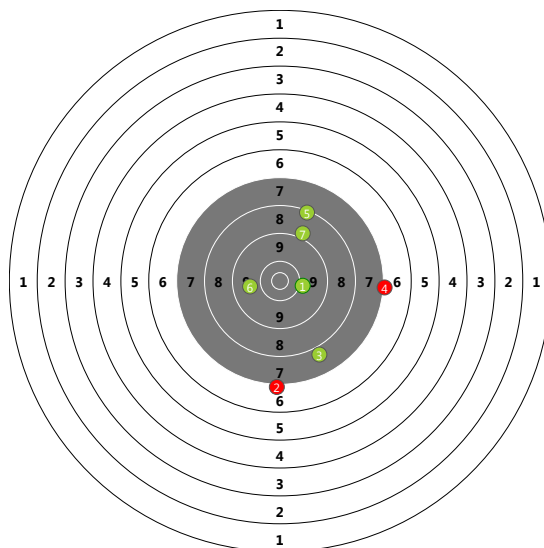
#1	0.00 s	✔	8.4
#2	2.25 s	✔	9.3
#3	4.22 s	✘	5.7
#4	6.30 s	✘	7.2
#5	8.22 s	✘	3.9
#6	10.09 s	✔	8.7
#7	12.05 s	✔	8.8
#8	14.20 s	✔	9.9



Running #3 2 min 48,27 sec

Shooting Round 3 (Time: 13.01 sec Average: 8.5)

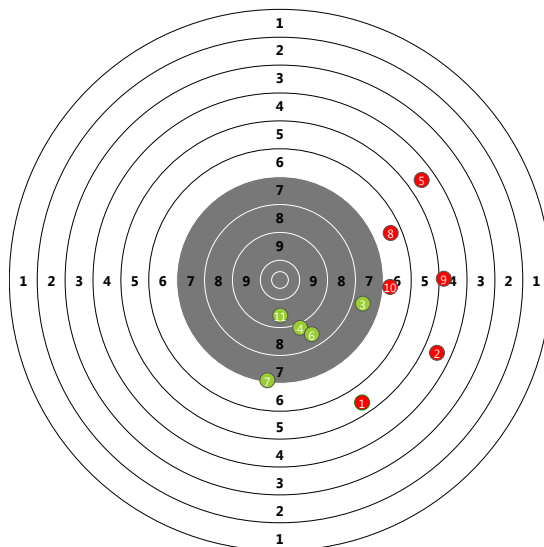
#1	0.00 s	✔	10.1
#2	2.30 s	✘	7.1
#3	4.35 s	✔	8.0
#4	6.85 s	✘	7.2
#5	8.77 s	✔	8.3
#6	10.93 s	✔	9.9
#7	13.01 s	✔	9.1



Running #4 2 min 42,73 sec

Shooting Round 4 (Time: 21.10 sec Average: 7.0)

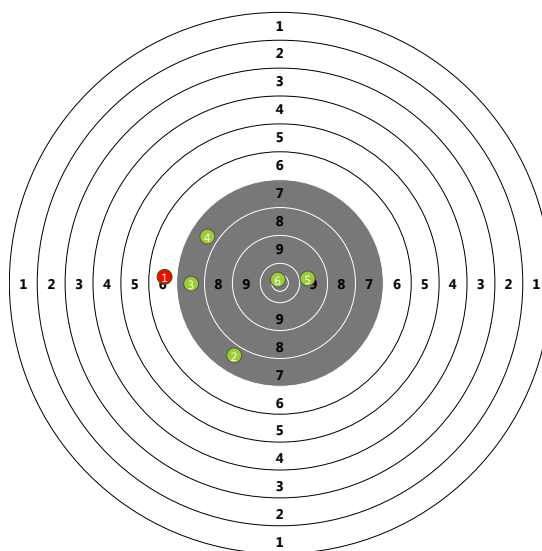
#1	0.00 s	✘	5.7
#2	2.27 s	✘	4.7
#3	4.21 s	✔	7.9
#4	6.21 s	✔	9.1
#5	8.48 s	✘	4.7
#6	10.46 s	✔	8.7
#7	12.64 s	✔	7.3
#8	14.95 s	✘	6.6
#9	16.97 s	✘	5.1
#10	19.01 s	✘	7.0
#11	21.10 s	✔	9.7



Results for Kirill KASYANIK, BLR (on Lane 27)

Shooting Round 1 (Time: 11.41 sec Average: 8.5)

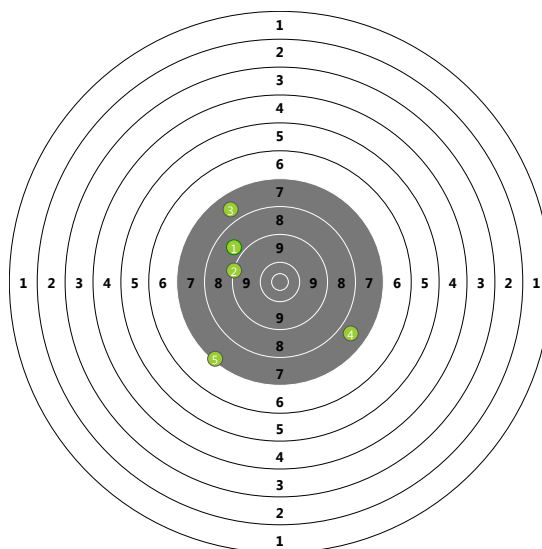
#1	0.00 s	✗	6.8
#2	2.46 s	✓	7.9
#3	4.80 s	✓	7.8
#4	6.97 s	✓	7.9
#5	9.14 s	✓	9.9
#6	11.41 s	✓	10.8



Running #2 2 min 44,99 sec

Shooting Round 2 (Time: 9.34 sec Average: 8.2)

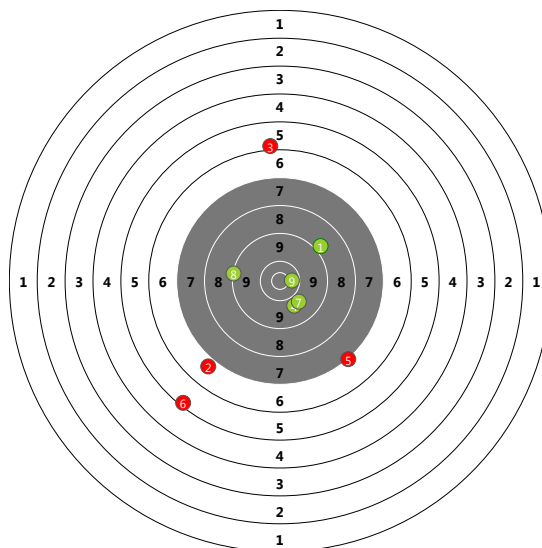
#1	0.00 s	✓	8.9
#2	3.01 s	✓	9.3
#3	5.26 s	✓	7.8
#4	7.27 s	✓	7.8
#5	9.34 s	✓	7.3



Running #3 2 min 34,20 sec

Shooting Round 3 (Time: 17.49 sec Average: 8.2)

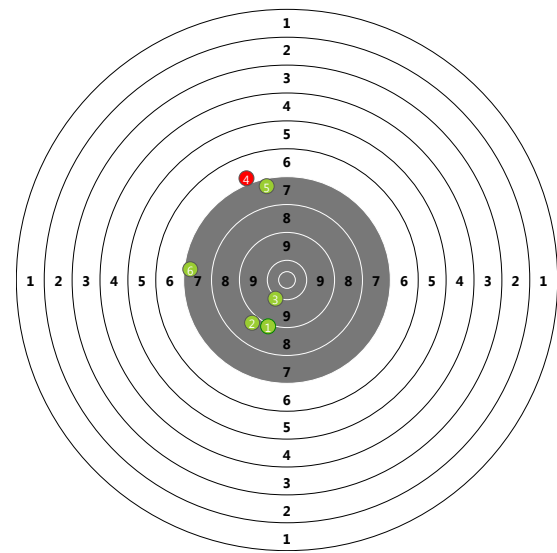
#1	0.00 s	✓	9.0
#2	2.49 s	✗	6.9
#3	4.81 s	✗	6.1
#4	6.86 s	✓	9.9
#5	8.91 s	✗	7.2
#6	11.14 s	✗	5.4
#7	13.25 s	✓	9.9
#8	15.20 s	✓	9.3
#9	17.49 s	✓	10.5



Running #4 2 min 52,85 sec

Shooting Round 4 (Time: 11.25 sec Average: 8.4)

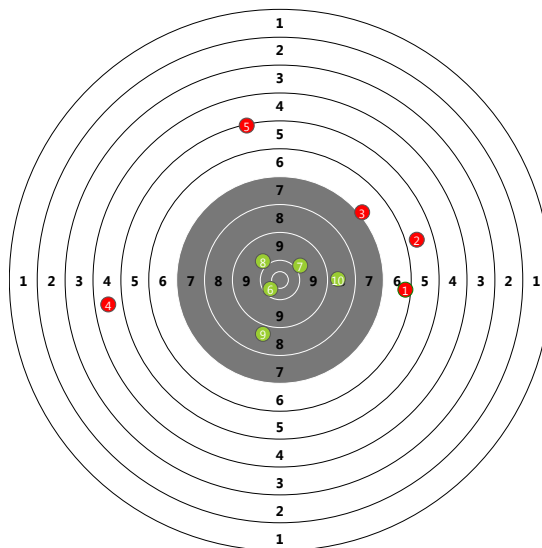
#1	0.00 s	✓	9.2
#2	2.48 s	✓	9.0
#3	4.63 s	✓	10.2
#4	6.81 s	✗	7.0
#5	9.04 s	✓	7.5
#6	11.25 s	✓	7.5



Results for Christian ZILLEKENS, GER (on Lane 28)

Shooting Round 1 (Time: 18.68 sec Average: 7.8)

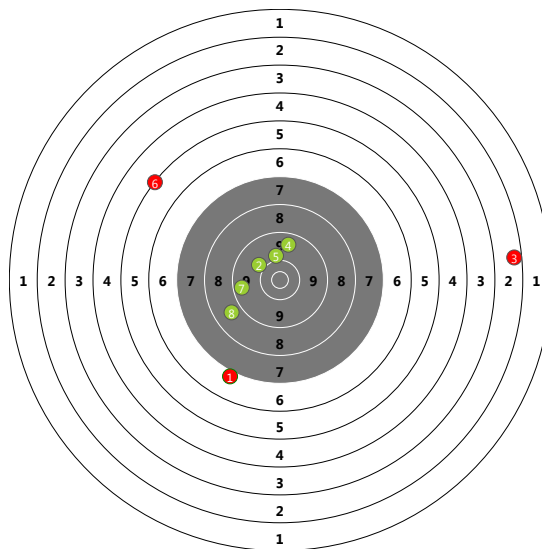
#1	0.00 s	✗	6.4
#2	2.22 s	✗	5.8
#3	4.20 s	✗	7.1
#4	5.96 s	✗	4.7
#5	7.97 s	✗	5.3
#6	10.07 s	✓	10.5
#7	12.11 s	✓	10.1
#8	14.08 s	✓	10.0
#9	16.50 s	✓	8.9
#10	18.68 s	✓	8.9



Running #2 2 min 41,86 sec

Shooting Round 2 (Time: 13.61 sec Average: 7.9)

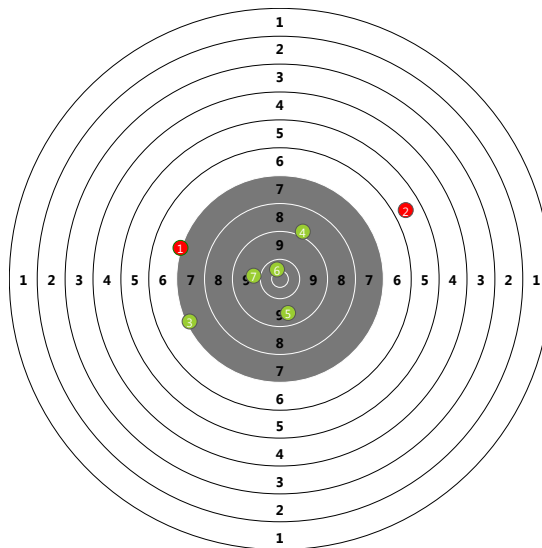
#1	0.00 s	✗	7.1
#2	2.45 s	✓	10.0
#3	4.20 s	✗	2.5
#4	6.13 s	✓	9.6
#5	8.02 s	✓	10.1
#6	9.83 s	✗	5.3
#7	11.67 s	✓	9.6
#8	13.61 s	✓	8.9



Running #3 2 min 41,54 sec

Shooting Round 3 (Time: 11.52 sec Average: 8.5)

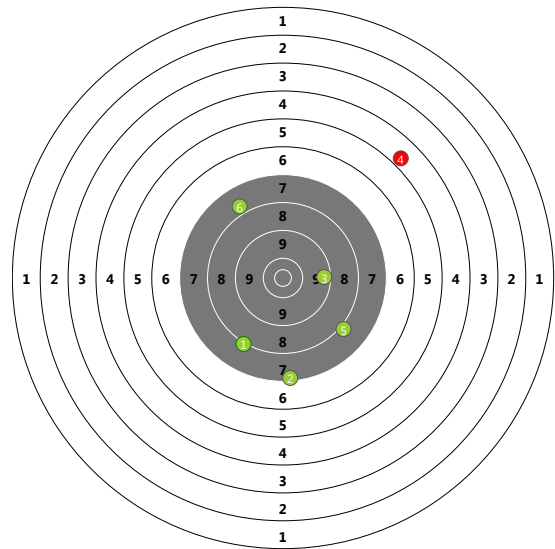
#1	0.00 s	✗	7.2
#2	1.97 s	✗	5.8
#3	3.79 s	✓	7.4
#4	5.68 s	✓	9.1
#5	7.52 s	✓	9.7
#6	9.51 s	✓	10.6
#7	11.52 s	✓	10.0



Running #4 2 min 45,81 sec

Shooting Round 4 (Time: 9.93 sec Average: 7.7)

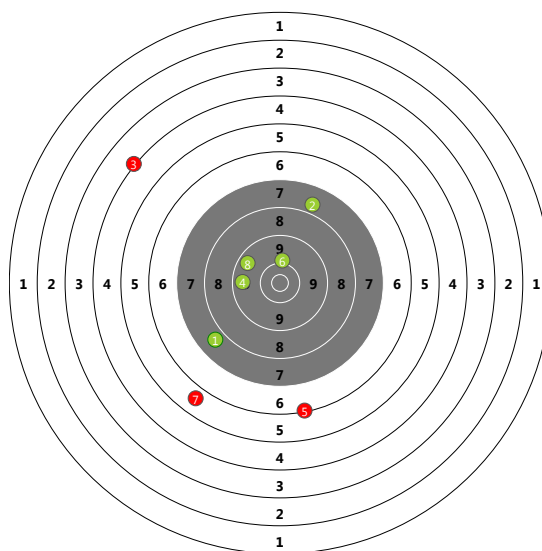
#1	0.00 s	✓	8.2
#2	1.92 s	✓	7.4
#3	3.96 s	✓	9.5
#4	5.95 s	✗	4.9
#5	7.79 s	✓	8.1
#6	9.93 s	✓	8.0



Results for Lukasz Gutkowski, POL (on Lane 29)

Shooting Round 1 (Time: 13.14 sec Average: 7.7)

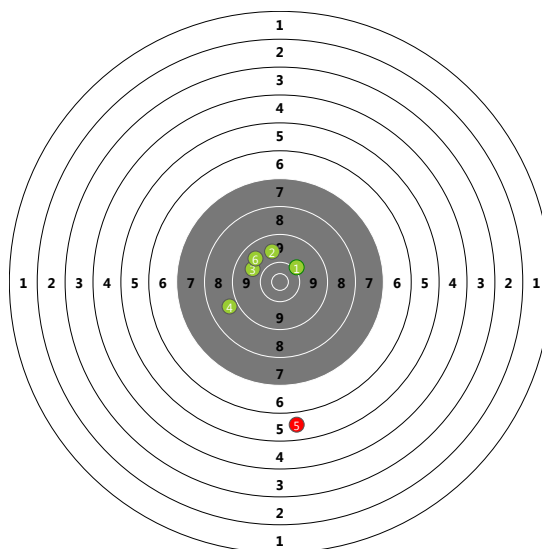
#1	0.00 s	✓	7.9
#2	1.88 s	✓	7.9
#3	3.52 s	✗	4.2
#4	5.46 s	✓	9.6
#5	7.35 s	✗	6.3
#6	9.35 s	✓	10.1
#7	11.27 s	✗	5.8
#8	13.14 s	✓	9.6



Running #2 2 min 46,36 sec

Shooting Round 2 (Time: 9.20 sec Average: 9.1)

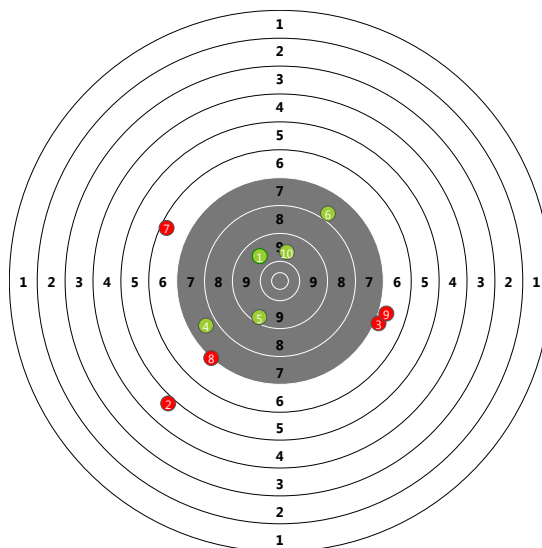
#1	0.00 s	✓	10.2
#2	1.81 s	✓	9.8
#3	3.53 s	✓	9.9
#4	5.27 s	✓	8.9
#5	7.11 s	✗	5.8
#6	9.20 s	✓	9.7



Running #3 2 min 35,31 sec

Shooting Round 3 (Time: 17.59 sec Average: 7.8)

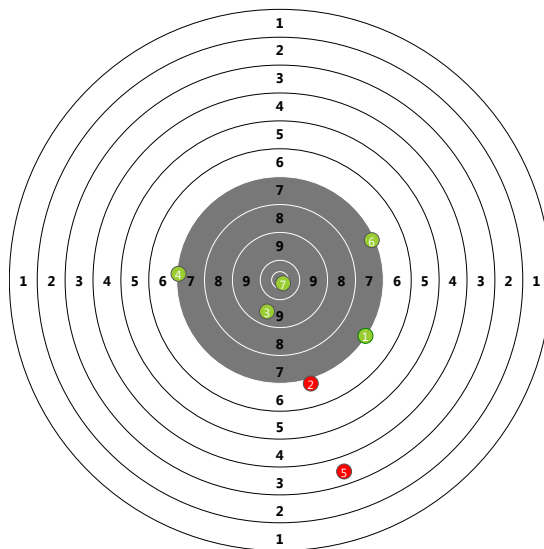
#1	0.00 s	✓	9.8
#2	1.72 s	✗	5.0
#3	3.63 s	✗	7.1
#4	5.57 s	✓	7.9
#5	7.35 s	✓	9.5
#6	9.20 s	✓	8.0
#7	11.15 s	✗	6.5
#8	13.21 s	✗	7.2
#9	15.48 s	✗	7.0
#10	17.59 s	✓	9.9



Running #4 2 min 54,61 sec

Shooting Round 4 (Time: 12.26 sec Average: 7.6)

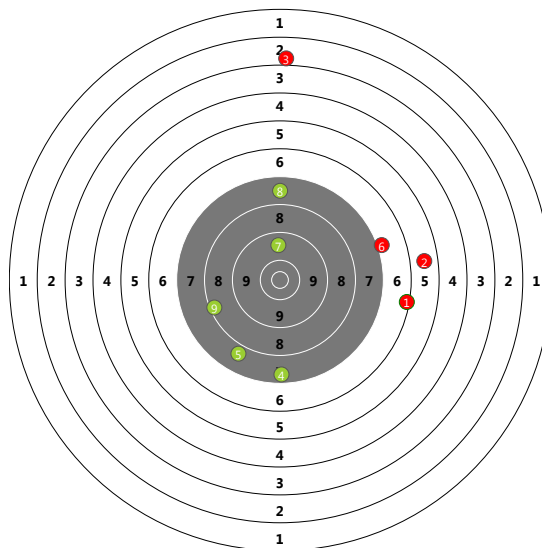
#1	0.00 s	✓	7.3
#2	2.07 s	✗	7.1
#3	4.10 s	✓	9.7
#4	6.10 s	✓	7.3
#5	7.91 s	✗	3.7
#6	10.04 s	✓	7.4
#7	12.26 s	✓	10.8



Results for Hikaru SHIMANO, JPN (on Lane 30)

Shooting Round 1 (Time: 16.59 sec Average: 7.1)

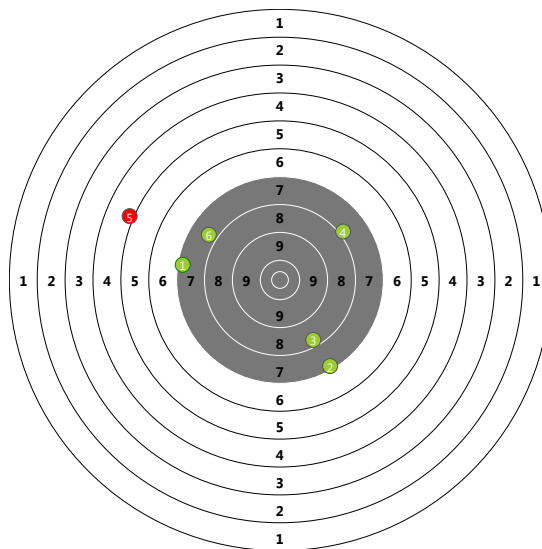
#1	0.00 s	✗	6.3
#2	2.04 s	✗	5.7
#3	4.17 s	✗	3.0
#4	6.20 s	✓	7.6
#5	8.26 s	✓	7.9
#6	10.22 s	✗	7.1
#7	12.35 s	✓	9.7
#8	14.34 s	✓	7.8
#9	16.59 s	✓	8.4



Running #2 2 min 42,72 sec

Shooting Round 2 (Time: 10.97 sec Average: 7.4)

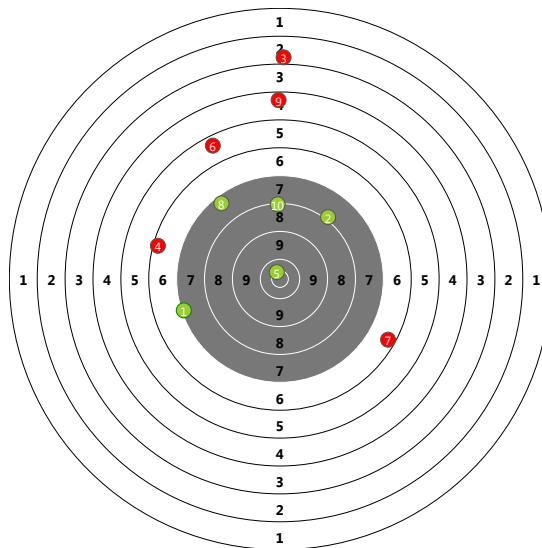
#1	0.00 s	✓	7.4
#2	2.26 s	✓	7.4
#3	4.59 s	✓	8.5
#4	6.57 s	✓	8.1
#5	8.67 s	✗	5.1
#6	10.97 s	✓	7.9



Running #3 2 min 31,86 sec

Shooting Round 3 (Time: 18.44 sec Average: 6.8)

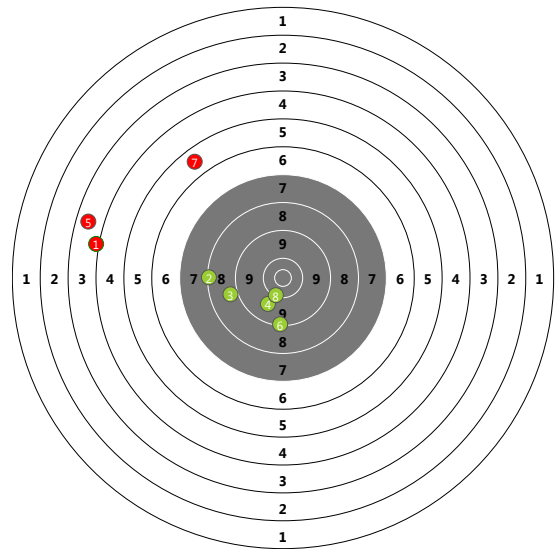
#1	0.00 s	✓	7.3
#2	2.20 s	✓	8.1
#3	4.56 s	✗	3.0
#4	6.60 s	✗	6.4
#5	8.59 s	✓	10.7
#6	10.53 s	✗	5.6
#7	12.38 s	✗	6.5
#8	14.38 s	✓	7.5
#9	16.39 s	✗	4.5
#10	18.44 s	✓	8.3



Running #4 2 min 45,95 sec

Shooting Round 4 (Time: 15.80 sec Average: 7.5)

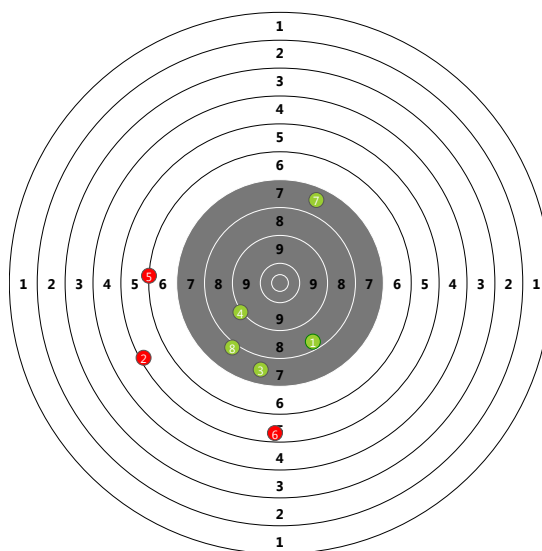
#1	0.00 s	✘	4.1
#2	2.32 s	✔	8.3
#3	4.99 s	✔	9.0
#4	7.27 s	✔	9.9
#5	9.47 s	✘	3.7
#6	11.47 s	✔	9.3
#7	13.55 s	✘	5.7
#8	15.80 s	✔	10.3



Results for MOHANAD SHABAN, EGY (on Lane 31)

Shooting Round 1 (Time: 13.56 sec Average: 7.3)

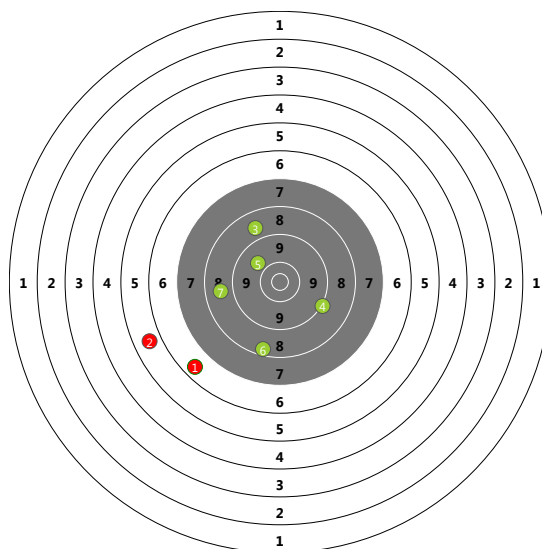
#1	0.00 s	✓	8.5
#2	2.10 s	✗	5.4
#3	4.02 s	✓	7.8
#4	5.94 s	✓	9.2
#5	7.79 s	✗	6.2
#6	9.75 s	✗	5.6
#7	11.66 s	✓	7.7
#8	13.56 s	✓	8.1



Running #2 2 min 44,43 sec

Shooting Round 2 (Time: 11.01 sec Average: 8.2)

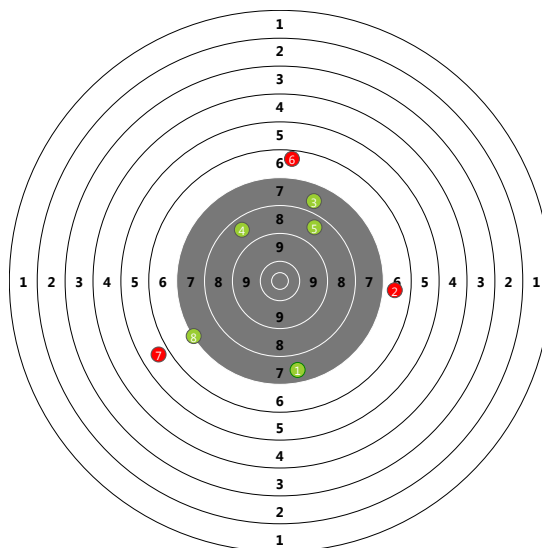
#1	0.00 s	✗	6.6
#2	2.10 s	✗	5.8
#3	3.97 s	✓	8.8
#4	5.81 s	✓	9.2
#5	7.51 s	✓	9.9
#6	9.28 s	✓	8.5
#7	11.01 s	✓	8.8



Running #3 2 min 40,41 sec

Shooting Round 3 (Time: 12.79 sec Average: 7.4)

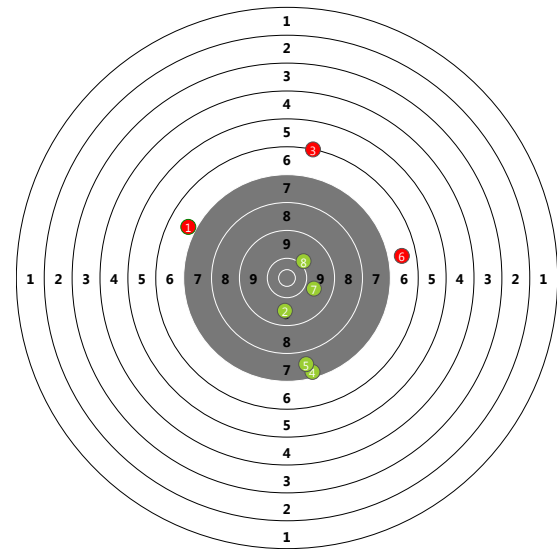
#1	0.00 s	✓	7.7
#2	1.88 s	✗	6.8
#3	3.66 s	✓	7.8
#4	5.43 s	✓	8.7
#5	7.26 s	✓	8.7
#6	8.96 s	✗	6.5
#7	10.87 s	✗	5.9
#8	12.79 s	✓	7.3



Running #4 2 min 46,50 sec

Shooting Round 4 (Time: 12.60 sec Average: 8.1)

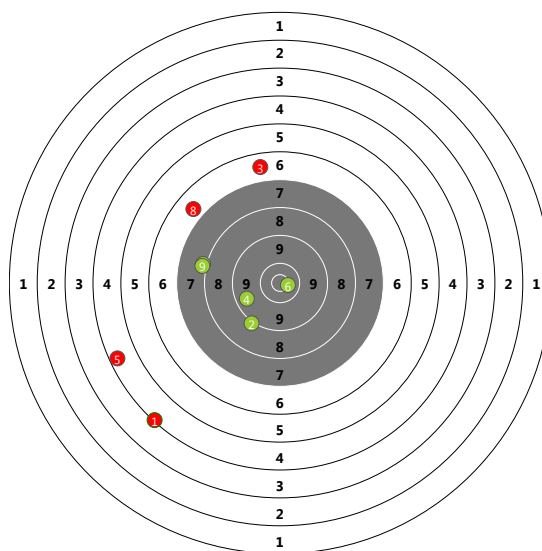
#1	0.00 s	✘	7.0
#2	1.84 s	✔	9.8
#3	3.63 s	✘	6.2
#4	5.51 s	✔	7.5
#5	7.33 s	✔	7.8
#6	9.11 s	✘	6.8
#7	10.87 s	✔	9.9
#8	12.60 s	✔	10.1



Results for Ondrej POLIVKA, CZE (on Lane 32)

Shooting Round 1 (Time: 17.35 sec Average: 7.6)

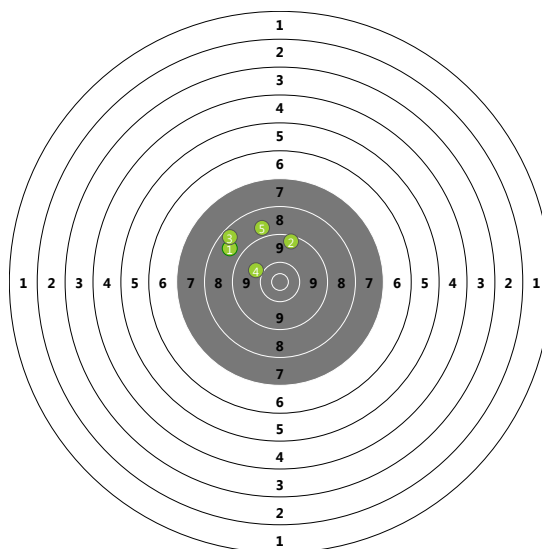
#1	0.00 s	✗	4.3
#2	2.05 s	✓	9.2
#3	4.11 s	✗	6.7
#4	6.18 s	✓	9.6
#5	8.35 s	✗	4.5
#6	10.64 s	✓	10.7
#7	12.78 s	✓	8.1
#8	14.97 s	✗	6.9
#9	17.35 s	✓	8.1



Running #2 2 min 46,84 sec

Shooting Round 2 (Time: 9.26 sec Average: 9.1)

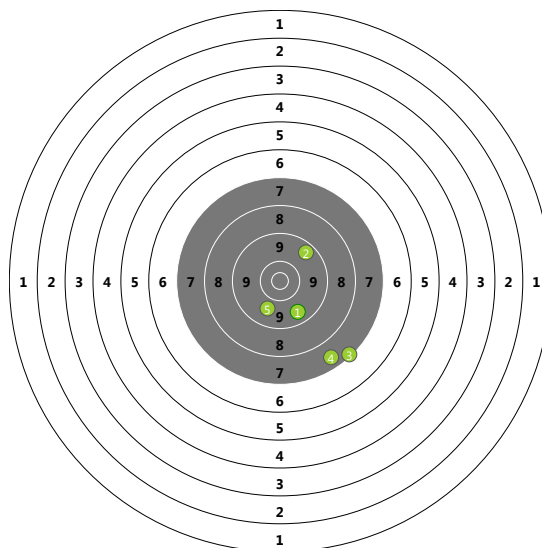
#1	0.00 s	✓	8.8
#2	2.30 s	✓	9.4
#3	4.54 s	✓	8.5
#4	6.85 s	✓	10.0
#5	9.26 s	✓	8.9



Running #3 2 min 38,52 sec

Shooting Round 3 (Time: 11.07 sec Average: 8.8)

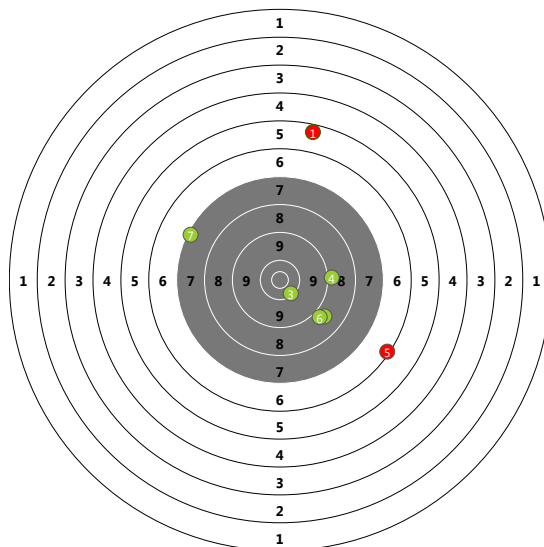
#1	0.00 s	✓	9.7
#2	2.38 s	✓	9.6
#3	4.67 s	✓	7.3
#4	8.47 s	✓	7.7
#5	11.07 s	✓	9.9



Running #4 2 min 40,90 sec

Shooting Round 4 (Time: 14.80 sec Average: 8.1)

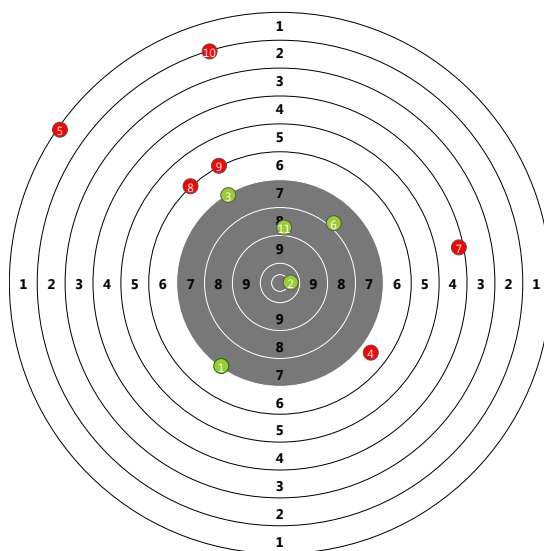
#1	0.00 s	✘	5.5
#2	2.56 s	✔	8.9
#3	5.12 s	✔	10.3
#4	7.51 s	✔	9.1
#5	9.94 s	✘	6.3
#6	12.34 s	✔	9.0
#7	14.80 s	✔	7.4



Results for Alexandre DAELLENBACH, SUI (on Lane 33)

Shooting Round 1 (Time: 19.25 sec Average: 6.3)

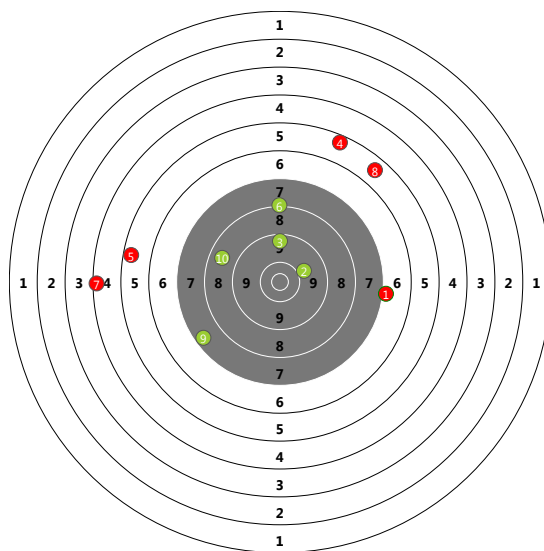
#1	0.00 s	✓	7.3
#2	1.95 s	✓	10.6
#3	3.82 s	✓	7.3
#4	5.61 s	✗	6.8
#5	7.27 s	✗	1.3
#6	9.22 s	✓	8.1
#7	11.44 s	✗	4.4
#8	13.45 s	✗	6.2
#9	15.49 s	✗	6.2
#10	17.33 s	✗	2.3
#11	19.25 s	✓	9.0



Running #2 2 min 33,01 sec

Shooting Round 2 (Time: 21.44 sec Average: 7.2)

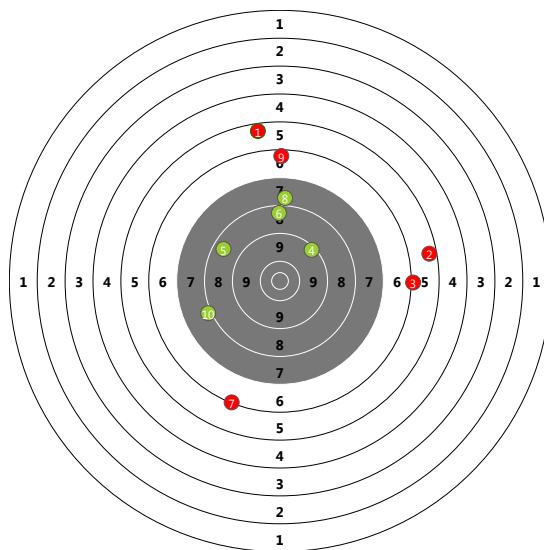
#1	0.00 s	✗	7.1
#2	2.49 s	✓	10.0
#3	4.48 s	✓	9.5
#4	7.19 s	✗	5.5
#5	9.36 s	✗	5.5
#6	13.49 s	✓	8.2
#7	15.48 s	✗	4.4
#8	17.45 s	✗	5.7
#9	19.42 s	✓	7.6
#10	21.44 s	✓	8.7



Running #3 2 min 45,13 sec

Shooting Round 3 (Time: 17.48 sec Average: 7.3)

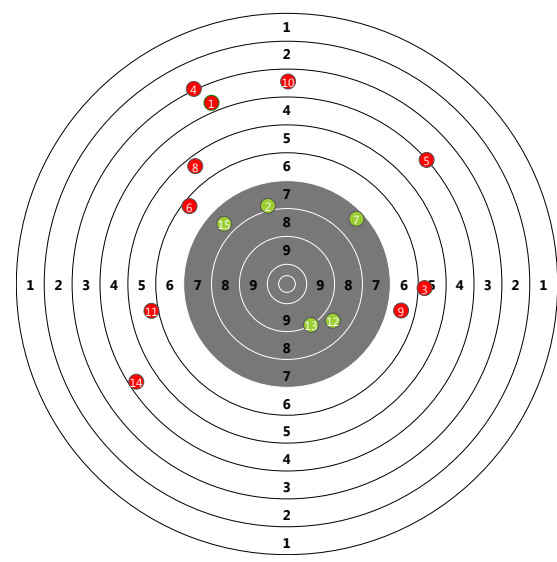
#1	0.00 s	✗	5.5
#2	1.75 s	✗	5.5
#3	3.57 s	✗	6.2
#4	5.52 s	✓	9.4
#5	7.39 s	✓	8.6
#6	9.40 s	✓	8.5
#7	11.34 s	✗	6.3
#8	13.34 s	✓	8.0
#9	15.34 s	✗	6.5
#10	17.48 s	✓	8.1



Running #4 2 min 29,59 sec

Shooting Round 4 (Time: 29.13 sec Average: 6.1)

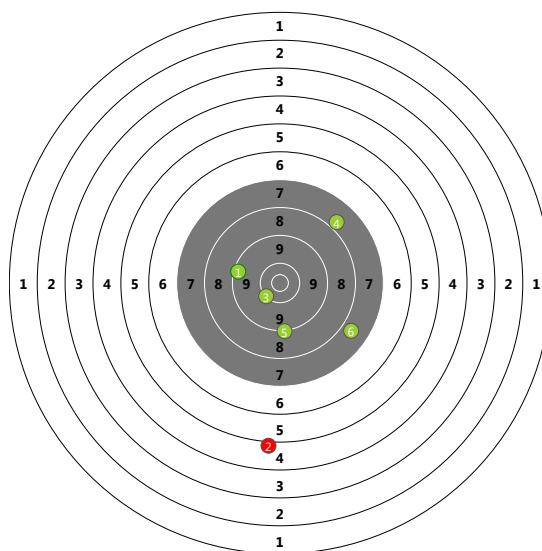
#1	0.00 s	✘	3.9
#2	1.80 s	✔	8.1
#3	3.66 s	✘	6.0
#4	5.74 s	✘	3.2
#5	7.98 s	✘	4.2
#6	9.92 s	✘	6.5
#7	11.77 s	✔	7.5
#8	13.64 s	✘	5.6
#9	15.62 s	✘	6.7
#10	17.71 s	✘	3.7
#11	19.80 s	✘	6.0
#12	23.22 s	✔	8.8
#13	25.00 s	✔	9.2
#14	27.17 s	✘	4.5
#15	29.13 s	✔	7.8



Results for Takeshi SEKIGUCHI, JPN (on Lane 34)

Shooting Round 1 (Time: 13.31 sec Average: 8.3)

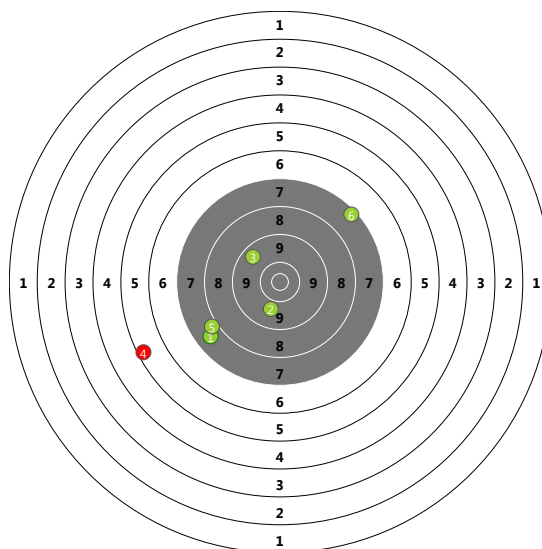
#1	0.00 s	✓	9.4
#2	2.36 s	✗	5.1
#3	6.30 s	✓	10.3
#4	8.52 s	✓	8.0
#5	10.73 s	✓	9.2
#6	13.31 s	✓	7.9



Running #2 2 min 42,50 sec

Shooting Round 2 (Time: 11.47 sec Average: 8.0)

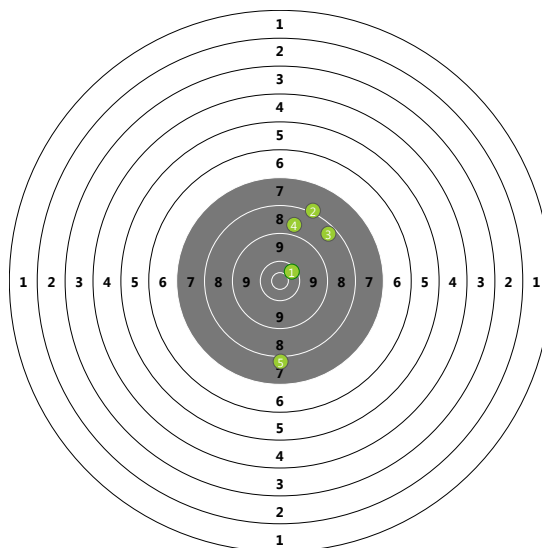
#1	0.00 s	✓	7.8
#2	2.24 s	✓	9.9
#3	4.62 s	✓	9.6
#4	7.04 s	✗	5.4
#5	9.33 s	✓	8.0
#6	11.47 s	✓	7.4



Running #3 2 min 46,16 sec

Shooting Round 3 (Time: 10.01 sec Average: 8.8)

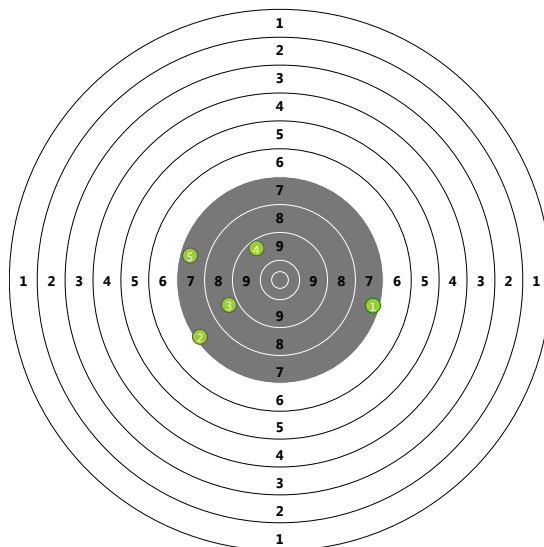
#1	0.00 s	✓	10.4
#2	4.00 s	✓	8.2
#3	6.11 s	✓	8.5
#4	8.01 s	✓	8.9
#5	10.01 s	✓	8.1



Running #4 2 min 47,85 sec

Shooting Round 4 (Time: 10.63 sec Average: 8.2)

#1	0.00 s	✓	7.5
#2	2.14 s	✓	7.4
#3	4.17 s	✓	8.9
#4	8.53 s	✓	9.5
#5	10.63 s	✓	7.6



Used equipment during competition

At this competition the SmartPLT laser target was used.
ShotLight Lamps were used in order to instantly display the hits and misses for all athletes.

All results have been collected using ONE single Laptop computer using
the SmartPLT LIVE (COMPETITION Edition) software via a standard Ethernet network.

This report was also generated using the SmartPLT LIVE software - with just one click after the competition.

With the SmartPLT Laser Target you have much more possibilities as shown on this event.

Please visit www.SmartPLT.com for further informations.


The SmartPLT Laser Target



The ShotLight Lamp



The SmartPLT LIVE software



The SmartPLT Laser Target is a brand new target system with a performance never seen before.
Please feel free to contact us if you have any questions relating to the used equipment.

email: info@SmartPLT.com
www: <http://www.SmartPLT.com>

All the used equipment was developed and produced by ALS - Smart Laser Shooting